

Barcelona: Sustainable Future



Seventeen social, economic
and environmental objectives

BARCELONA
AGENDA 2030

agenda2030.barcelona

Barcelona's 2030 Agenda

SDG targets and key indicators
(Voluntary Local Review)

Contents

4	Preamble
8	Introduction
16	Barcelona's 2030 Agenda
18	SDG 1. No poverty
28	SDG 2. Zero hunger
36	SDG 3. Good health and well-being
54	SDG 4. Quality education
70	SDG 5. Gender equality
84	SDG 6. Clean water and sanitation
94	SDG 7. Affordable and non-polluting energy
104	SDG 8. Alliances to achieve objectives
122	SDG 9. Industry, innovation and infrastructure
134	SDG 10. Reduced inequalities
148	SDG 11. Sustainable cities and communities
164	SDG 12. Responsible production and consumption
176	SDG 13. Climate action
184	SDG 14. Life below water
192	SDG 15. Life in land ecosystems
204	SDG 16. Peace, justice and strong institutions
220	SDG 17. Alliances to achieve objectives
230	The 2030 Agenda in the COVID-19 era: Impact and reactions
240	The path to follow from now on

Title: Barcelona's 2030 Agenda. SDG targets and key indicators

Contents and editing: © Barcelona City Council

Idea and coordination: Office of the Commissioner for 2030 Agenda

Photographs: © Barcelona City Council

Electronic edition, November 2020

Published by: © Barcelona City Council. Commissioner for Agenda 2030

Design and layout: La Factoria dels Anuncis. www.factoriaanuncis.com

The content of this publication is subject to an Attribution-NonCommercial (BY-NC) licence for non-commercial purposes. Reproduction, distribution and public communication of the original work is permitted, as is the creation of derivative works, such as translations, summaries and children's versions. Commercial use of the original work is not permitted, nor any possible derivative works

The full licence may be consulted at: <https://creativecommons.org/licenses/by-nc/4.0/deed.ca>

Preamble



It is a pleasure to present *Barcelona's 2030 Agenda. SDG targets and key indicators*, which includes the localisation of 169 targets for Barcelona city's 2030 Agenda.

The UN's 2030 Agenda is the result of a grand worldwide agreement establishing an indispensable road map for rethinking our social models and our relationship with the planet. It is a global and local agenda, whose presentation is all the more forceful at the historic moment in which our city and the world in general finds itself: immersed in an unprecedented health, economic and social crisis, as well as being in the middle of an ongoing climate crisis that is making us more vulnerable by the day. Barcelona City Council cannot and will not allow this situation, which is undoubtedly complex and full of uncertainty, to leave anyone behind.

It has been possible to localise the 2030 Agenda's targets thanks to Barcelona city's firm commitment to achieving social, environmental and economic sustainability in Barcelona before 2030, putting people at the centre of public policies, working for peace and prosperity, resolutely caring for the planet and opting for alliances as an indisputable option for achieving the 17 Sustainable Development Goals.

This document is an extremely relevant step at the start of this decisive decade: making a detailed road map of where Barcelona wants to be in 2030, and it provides us with a medium-term view that is absolutely necessary for tackling the current situation and for setting our course for the coming decade. Its technical basis and cross-cutting nature will make it possible to monitor all the local areas of action in the coming years, with our attention focused on public policies, but also on civil society. We are all part of Barcelona, and all of us are absolutely necessary for building a fairer, more prosperous and more sustainable city.

Before signing off, we would like to acknowledge the work carried out by all the Barcelona City Council's workers who, directly or indirectly, have taken part in this translation of the global language to our local reality. We would also like to thank the members of the 2030 Agenda Academic Advisory Council and all the multilateral organisations and administrations everywhere who have made the rigour, comparability and enhancement of Barcelona's localisation of the 2030 Agenda possible. Your talent and determination is what our city needs most: now and in ten year's time.

Ada Colau Ballano,
The Mayor of Barcelona

and **Laia Bonet Rull,**
Third Deputy Mayor (Area for 2030 Agenda, Digital Transition,
Sports and Territorial and Metropolitan Coordination)



The 2030 Agenda is a global agenda, but it also has to be applied at a local level, following the maxim that became famous in the 1990s: Think global, act local. This is the idea that has guided us while adapting the sustainable development goals to the reality of a city like Barcelona, as one of the first cities to carry out such a complete adaptation of the 169 SDG targets to its local reality. We wished to be ambitious with our targets and cautious with our indicators, incorporating a monitoring system that allows us to gradually recalibrate the targets over the next ten years.

The result is Barcelona's 2030 Agenda, designed as a road map for the city's public policies during the decade that is just beginning now. We propose ambitious objectives for combating poverty, reducing inequality, promoting inclusive education and achieving a profound energy transformation, among many others. Achieving these objectives will enable Barcelona to become more environmentally sustainable, socially fairer and more prosperous economically.


We want the 2030 Agenda to be a real city agenda, which can be used as a guide and as encouragement for all the bodies, businesses and organisations that wish to work on the shared task of achieving the SDGs in Barcelona. We are counting on the involvement of civil society and the private sector, so that by 2030, the objectives that we have set out can become a reality.

This document is the result of the joint work of various Barcelona City Council areas, with the collaboration of the 2030 Agenda Academic Advisory Council, and under the coordination of the team working from the Commissioner's Office. To all of them, many thanks for your work, ideas and proposals. Without your extensive collaboration, this result would not have been possible.

Miquel Rodríguez Planas
Commissioner for the 2030 Agenda

Barcelona City Council

Introduction



In 1987, the UN's 'Our Common Future' report, also known as the Brundtland Report, presented the concept of sustainable development to the world. Therefore, the idea already has an official trajectory of over three decades, with accumulated successes and failures, in a world that has continued to grow exponentially in terms of population and even more so in terms of economic activity.

Agenda 21, approved at the Rio de Janeiro Earth Summit in 1992, marks a turning point in scientific solidity and political ambition concerning sustainable development. The documents produced at successive world summits, in 1997, 2002 and 2012, in order to develop, take stock of and update Agenda 21, generated a body of theoretical and applied knowledge that is of enormous value as a guide for protecting the biosphere and the necessary transformation of our production and consumption systems. There is also another line of work, focusing on the social foundations of development (education, health, gender equality, the fight against poverty), that was developed at key summits, such as the ones in Beijing (1995) and Dakar (2000), culminating in what are known as the 2000-2015 Millennium Development Goals.

The UN's 2030 Agenda is the most recent link in this chain of reflection, commitment and concerted action to achieve sustainable human development that leaves no one behind. It does not start from zero, nor does it nullify any of the previous documents. It uses their spirit and conclusions in order to formulate an urgent mandate for the global community. Because in spite of the progress made on various fronts, some of the most serious problems affecting the sustainability of the planet have either remained unaltered or got worse. Having reached this point, it is absolutely necessary to break the vicious circle of the current model of development, which threatens the continuity of ecosystems and human societies themselves, by proposing solutions that bring together and mutually reinforce the three dimensions of development. The virtuous circle of development will be created with a greener and more social economy, based on innovation and a model of governance that promotes alliances among all public, private, civil society and academic stakeholders.

The content of the 2030 Agenda is based on the 17 Sustainable Development Goals, known as SDGs, which focus on protecting and improving the environment, combating inequalities, economic development and commitment to official integrity and effectiveness. It was unanimously approved by all 193 member states of the United Nations on 25 September 2015. Some of its key aspects were developed in other large-scale agreements that were signed in the same year, such as the Paris Agreement on Climate Change, the Addis Ababa Action Agenda for funding development, the Sendai Framework for Disaster Risk Reduction and the Incheon Education 2030 Framework for Action (towards inclusive, equitable, high-quality education and continual learning for everyone).

The 2030 Agenda was approved at a time of great hope, with complete awareness of everything that humanity was risking in the first third of the 21st century. However, its first years of life have been turbulent, and geopolitical changes have placed hurdles to its application. There has been enormous resistance, which was largely expected. Because achieving development that is truly sustainable for the next generation, and those that follow, means that all institutions and social stakeholders will need to reconsider their values and priorities, and it involves structural changes that will demand an intensive dedication of human, organisational and economic resources, sustained over time.

All in all, the overwhelming evidence for climate change and other alarming phenomena, such as the increasing inequality in income and life opportunities, have raised awareness about the need for a transition that is both radical and fair towards a more sustainable world. Radical, in the sense that we will need to reconstruct our models for economic, social and political organisations, in order to reduce our impact on the planet and share its fruits more equally. And also fair, because we will need to take into consideration the economic and social dimensions of the change, so that effort is rewarded and no one is left behind. First and foremost, the 2030 Agenda represents a commitment to social, environmental and generational justice. And all of that will coexist with another radical and accelerated transition, towards the digital society. Digitalisation can help to resolve the main challenges of sustainability, but it has to be governed, in order to reduce risks and ensure that its benefits reach everyone.

In order to launch this fair and credible transition, democratic societies need instruments that enable them to offer a clear and honest picture of the situation for key sustainability factors, such as the emission of greenhouse gases and job placement for young people, among many others, as well as making it possible to establish where these factors should be in 2030 to achieve a country, or a city, that functions and is developed in a really sustainable way. By doing all of this, it will be possible to better identify priorities for collective action and to reach agreements on a broad basis so that we can move forward. The aim of this report is to generate this type of information, as we will see below.

The reasons for Barcelona's 2030 Agenda

The UN Declaration approving the 2030 Agenda calls on both states and strategic stakeholders in the signatory countries to implement action plans in order to work towards its achievement. It calls on all the signatory countries to draft and publish periodic monitoring reports, known as *Voluntary National Reviews*, on the development of those action plans and the degree to which

the SDGs have been achieved in their jurisdictions. However, each state has put their own touches to the 2030 Agenda and produced their own organisational proposals. In the case of Spain, in 2018, the central government named a 2030 Agenda High Commission, under the responsibility of the Office of the President. In January of this year, this responsibility was transferred to the Office of the Second Vice President.

Although it is not covered by the United Nations mandate, adapting the 2030 Agenda to sub-national areas is highly recommended by that institution and has become increasingly common in regions and cities around the world. This is the case with the Government of Catalonia, which with the encouragement of the Sustainable Development Advisory Council, approved the 2030 Agenda National Implementation Plan in September 2019, which aligns the Catalan government's legislation and actions with achieving the SDGs. On 21 February of that year, the National Agreement for the 2030 Agenda was launched, with the aim of mobilising all of Catalonia's institutions.

However, it is the big cities that have acted as pioneers for the *Voluntary Local Reviews*. In this regard, Barcelona City Council's work with the 2030 Agenda began with the report on localising the 2030 SDGs in Barcelona, presented to the Full Council Meeting on 29 March 2019. This text described a road map for municipal action, aligning the SDGs with municipal plans and policies and with a preliminary approach for the indicators. However, it was during this term of office that the City Council decided to make a clear commitment to the 2030 Agenda. The Government Agreement of 10 July 2019 introduced the 2030 Agenda into the municipal portfolio, providing a name for the Office of the Third Deputy Mayor. At the Full Council Meeting on 30 September of that year, all the municipal groups approved a declaration in favour of promoting the 2030 Agenda. At the same time, the 2030 Agenda Commission was created, along with a managerial and technical committee to promote and coordinate this matter in the municipal organisation. The deployment was culminated on 31 January 2020, when the municipal government presented the Strategic Government Measure for Promoting the 2030 Agenda in Barcelona to the Full Council Meeting.

However, this work has well-laid foundations in the municipal organisation, dating back to the 1990s, with the introduction of the local Agenda 21. Comprehensive consolidation of this policy was reached in 2002, with the approval of the first Citizens Commitment to Sustainability, renewed in 2012 for ten more years. During this time, action on essential matters, such as waste, energy and mobility, have been accompanied by enormous efforts to raise people's awareness and involve them in the fight for sustainability, with projects such as the School Agenda 21 and the *Barcelona + Sostenible* [More Sustainable Barcelona] network, which includes over 1,000 organisations committed to sustainability. This work methodology, based on broad agreements between the city and active networks, has also been applied

to reinforcing the social cornerstone of sustainability. Since 2005, the Citizen Agreement for an Inclusive Barcelona has become a leading institution for coordinating public, private and social reflection, participation and joint action, in all areas of the fight against poverty and for social inclusion. Over time, sustainability has managed to impregnate various sectoral policies.

The Strategy for Promoting the 2030 Agenda in Barcelona uses all of this to tackle the enormous challenge of achieving the Sustainable Development Goals, in order to improve life in the city and to guarantee its future. We also consider it to be an act of responsibility, because it is mainly cities that will decide the success of the 2030 Agenda, and Barcelona is in a position to propose its own approach, providing incentives for transparency, reflection, experimentation and innovation, through its own and shared projects.

But acquiring its own profile in this global enterprise does not mean that Barcelona wants to go it alone. In order to learn and make progress, we need exchanges, strategic agreements and multi-level collaboration at all times. For this reason, Barcelona City Council is attentive to initiatives designed to implement the 2030 Agenda, especially those that are planned at a metropolitan level, but also at Catalan, Spanish, European and global levels. To this end, it has collaborated on the design of a series of indicators for municipalities, promoted by Barcelona Provincial Council and Barcelona's Strategic Metropolitan Plan; it is a signatory of the National Agreement for the 2030 Agenda in Catalonia and takes part in Sustainable Development Advisory Council meetings; it forms part of the local government network for the 2030 Agenda, created by the Spanish Federation of Municipalities and Provinces; and it is promoting a working group of cities, as part of the United Cities and Local Government Organisation (UCLG).

The design of Barcelona's 2030 Agenda

The 17 SDGs of the 2030 Agenda are broken down into 169 targets that define the goals to be achieved by 2030 in the matters pertaining to each SDG. However, a large proportion of these targets are of a generic nature, especially because when the Agenda was approved, the maximum possible consensus was sought among the UN's member states. Each political entity, state, region or city can adapt the Agenda, in accordance with their economic, social, cultural and political context, but the major lines are non-negotiable, and an attempt must be made to achieve all of them.

The first mandate considered by the Barcelona 2030 Agenda Strategy is to adapt the global agenda's goals and targets to Barcelona's context and needs, while maintaining the spirit of the original document, in order to configure a new social, economic and environmental horizon for the city: Barcelona's 2030 Agenda. This 'localisation' began by determining which of these

contents could be transferred to a local level, to the governance of a city. This was confirmed in 139 of the 169 targets, because the City Council has the appropriate jurisdiction, or because there is a clear willingness to act in order to help achieve the target. In the remaining 30 cases, it was considered that local interpretation made no sense, because they concerned matters of European or worldwide governance, where the influence of local governments, even those of big cities, is extremely limited¹.

The second step, and certainly the most difficult one, was to define a 'Barcelona target' for each of the 139 localisable targets. The complexity of this task stems from the idea that all of the targets should be measurable, because this is the only way of verifying their achievement².

¹ For reasons of space, the non-localised targets are not included in the document, but they can be consulted at <https://ajuntament.barcelona.cat/agenda2030/ca> in the Objectives section.

² It should be noted that the demand for measurability involves a close relationship between the targets and the instruments we use to measure them, which are the indicators. And although we have tried at all times to move from the target to the indicator, in some cases it has been inevitable that the existence or absence of certain indicators eventually condition the design of the target. Fortunately, Barcelona City Council has information systems based on registries, surveys and other data sources, which are sufficiently developed to measure the sustainability of their actions and urban life in general.



The basic criteria for designing the targets was to include everything that had been considered, discussed and formulated by the specialists in each sector. In other words, we focused on those municipal strategies and plans that were coherent with the goals and targets set out in the 2030 Agenda. Due to their cross-cutting nature, this accumulated wealth of knowledge and political willingness especially includes the Citizen Commitment to Sustainability 2012-2022 and the 2018-2030 Climate Plan, focusing on the environment, the 2017-2027 Strategy for Inclusion and Reducing Social Inequalities³, the 2016-2020 Plan for Gender Justice, the 2018-2021 Barcelona Cooperation for Global Justice Master Plan, as well as other comprehensive plans focusing on certain population groups, such as the 2017-2020 Child and Citizen Focus and the 2018-2030 Ageing Strategy. In addition to these examples, there are a large number of sectoral plans with very diverse time scales, depth of analysis or specific commitments.

For the areas that do not have formalised targets as such, these were designed based on the interpretation of the contents of sectoral plans and of examples proposed by leading institutions, such as the United Nations or the European Union. The initial proposals were filtered and improved in discussions with the areas involved, coordinated by the Transversal Commission for Achieving the 2030 Agenda, and in multiple bilateral conversations between these areas and the 2030 Agenda Commission's team.

The first version of the document was improved by the opinions and recommendations of the 2030 Agenda Academic Advisory Council (formed by 32 figures from natural and social sciences), as well as those received during a monographic citizen-debate session on the 2019-2023 PAM. In the second phase, the proposal was subjected to the systematic evaluation of an expert team from the Spanish Sustainable Development Network (REDS), a leading organisation in the 2030 Agenda and part of the *Sustainable Development Solutions Network* (SDSN).

This report presents the localisation proposal, based on SDG targets and key indicators. The report chapters are organised based on the 17 SDGs, and for each one, the first part shows:

1. The UN's list of SDG targets that are considered to be 'localisable' in Barcelona, in their original format.
2. The list of municipal strategies and plans consulted to identify possible targets and indicators.

³ Barcelona's EIRDS is currently being reprogrammed in order to, amongst other things, set its horizon for 2030. Work has been carried out to align this Strategy with the 2030 Agenda, in terms of objectives, targets and key indicators.


Shown below for every localisable SDG target, to the extent it has been possible to identify them:

- **The proposed SDG target for Barcelona.** Most of the proposed targets concern impact, i.e. they seek a determined social change (or continuity, in those targets where the current situation is considered to be optimal). All of these must be read as 'city targets', i.e. arising from the shared responsibility between the City Council and other public and private stakeholders. There are also some targets that concern processes, which are defined by the launching and/or achievement of a certain action, led or strongly influenced by the City Council.
- **The operational definition of the target,** which specifies its meaning in order to make it measurable and assessable. Some of the SDG targets have yet to be defined.
- **The proposed key indicator or indicators for measuring the target.** The United Nations suggested a battery of 232 indicators, but some of these are not applicable to or not available at a city level. By contrast, Barcelona has other indicators, which are often more suitable than the ones proposed by the United Nations. There are also targets for which no suitable indicator for measuring them has been found. In these cases, it is proposed to create new indicators, often of a composite nature, capable of reflecting the various dimensions of the more complex targets.

The following information is provided for each localised key indicator:

- **The origin of the indicator.** In other words, if it was proposed by Barcelona City Council – in which case, if it forms part of other sets of indicators – or if it comes from other institutions.
- **The data source or sources** for the proposed indicators.
- **The reference values for the indicator.** When the target has been formulated as an increase or decrease of magnitude in relative terms, the indicator's reference value is the one for 2015, or where this is not available, the figure corresponding to the closest year after 2015.
- **The desired value** for 2030, or for a previous year, where this is specified.
- **The analysis perspective or perspectives.** For a large number of indicators, it is not only relevant to observe the evolution of the indicator for the city as a whole, or its population, but also for territorial units or for certain population characteristics, such as gender, age or level of income. There is also the metropolitan perspective, which to date has only been included in subjects such as income levels or housing, but which is bound to become more relevant.


There are some SDG targets that do not yet have a complete localisation proposal, either because an operational definition has not been determined, or because, although that definition has been reached, the corresponding indicators have not been identified, or because while the definition and the indicators are clear, certain data needed to understand the current situation of the phenomenon in question are not available. This is an open process, which we hope to complete soon, with the involvement of the affected areas. In fact, various sectoral areas have shown a willingness to establish assessable objectives and the indicator systems to measure them. The very existence of the 2030 Agenda seems to have stimulated these processes.



BARCELONA'S 2030 AGENDA

Goal 1

No poverty



SDG 1.
End poverty in
all of its forms,
everywhere



Localisable UN targets:

- 1.1. Eradicate extreme poverty for everyone in the world, currently measured by a per-person income of less than \$1.25 a day.
- 1.2. Reduce, by at least half, the proportion of men, women and children of all ages living in poverty, in all of its dimensions, in accordance with national definitions.
- 1.3. Implement nationally appropriate social protection systems and measures for all, including minimum levels and, by 2030, achieving substantial coverage of the poor and the vulnerable.
- 1.4. Ensure that all men and women, especially the poor and vulnerable, have equal rights to economic resources, as well as access to basic services, ownership and control over land and other forms of property, inheritance, natural resources, appropriate new technologies and financial services, including microfinancing.
- 1.5. Foster the resilience of poor people and those in vulnerable situations, and reduce their exposure to extreme climate-related events and other economic, social and environmental crises and disasters.
- 1.a. Guarantee a significant mobilisation of resources from various sources, even by means of improving cooperation for development, in order to provide sufficient and predictable means to developing countries, particularly in less advanced countries, so that they can implement programmes and policies aimed at ending poverty in all of its dimensions.

Municipal strategies and plans considered for the localisation of SDGs

- Strategy for Inclusion and Reducing Social Inequalities 2017-2030.
- Barcelona Plan for Combating Homelessness 2016-2020.
- Strategy against the Feminisation of poverty in the City 2016-2024.
- Strategy on Demographic Changes and Ageing 2018-2030.
- Focus on Children and Citizens 2017-2020.
- Barcelona Refuge City Plan.
- Neighbourhood Plan for 2016-2022.
- Right to Housing Plan 2016-2025.

Barcelona Targets

1.1.

In 2030, every Barcelona resident who becomes homeless will have a bed to sleep in and food on the table, and the number of homeless people will be significantly reduced



In today's Barcelona, extreme poverty is reflected above all in the impossibility of obtaining access to decent housing. The city's collective commitment must consist of being able to satisfy the basic needs of anyone living in the city who is facing such a serious situation. But as the Barcelona Plan for Combating Homelessness 2016-2020 states, we need to implement preventative policies in order to reduce the number of people who fall into, and are trapped by, severe situations of residential exclusion. The assistance network is being subjected to ever increasing pressure, because of the growth in needs and because, in Catalonia, it is practically the only administration providing a response. At the beginning of 2020, Barcelona city had 2,200 residential and accommodation places for homeless people, a figure which has grown by 750, due to the seven extraordinary facilities set up in order to ensure that no one has to sleep on the street during the pandemic. In the rest of Catalonia, there are fewer than 200 places. Half of the homeless people who have resorted to municipal services in the last two years had recently arrived in Barcelona, and one out of four assisted since the start of the pandemic are registered as residents outside the city. Achieving the proposed target therefore involves a more social and a more metropolitan focus, in terms of access to housing and in the response to homelessness.

Operational target: Reduce the number of homeless people to less than 500 and ensure that all of them are assisted by the Assistance for Homeless People Network (XAPSLL)

Key indicators:

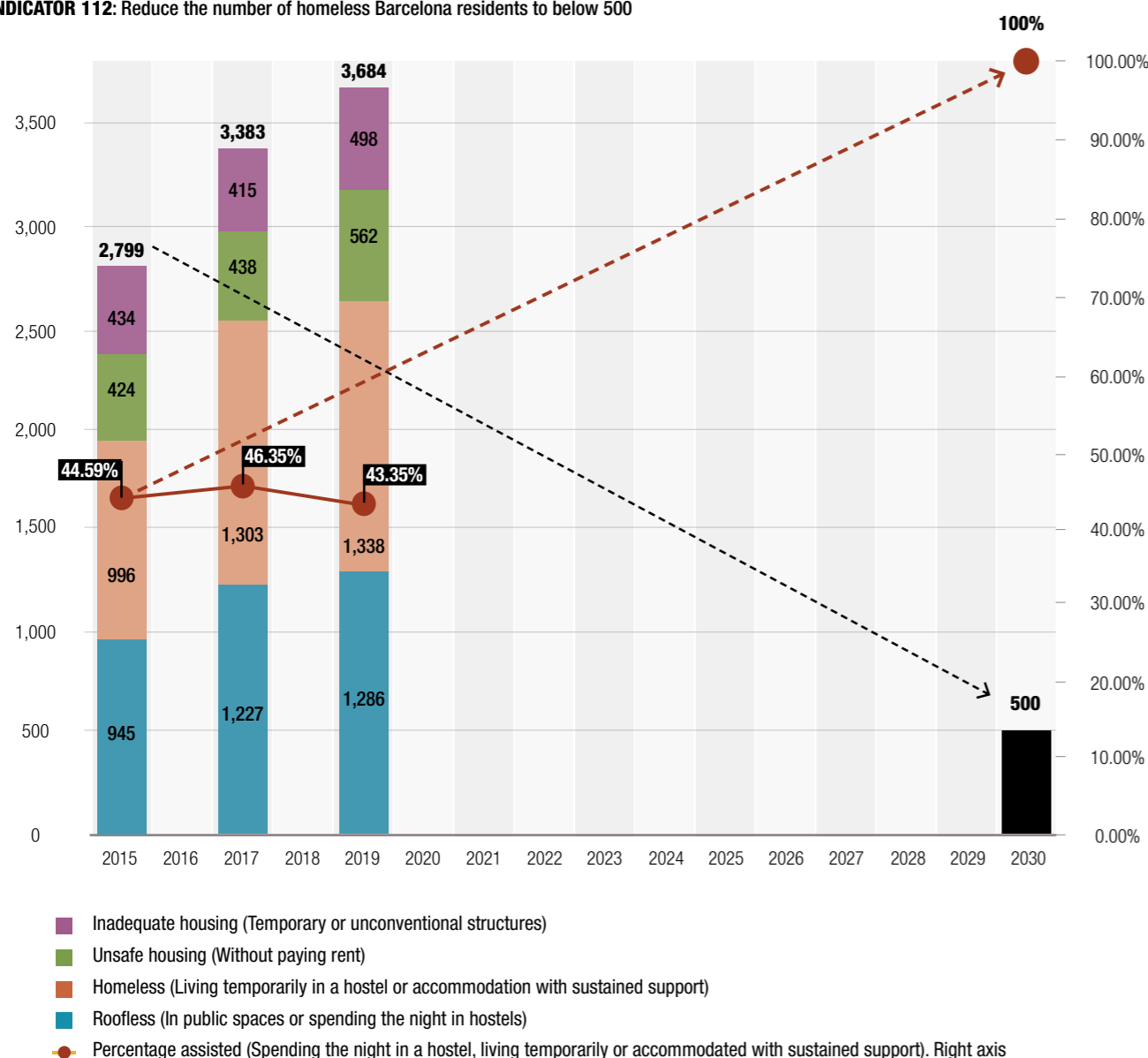
ODSBCN-111 Percentage of homeless people assisted (access to a public residential resource, temporary resource or with sustained support)			
Origin	Own		
Source	Analysis of Homelessness in Barcelona 2019 (http://www.bcn.cat/barcelonainclusiva/ca/2019/11/Diagnosi_sensellarisme_2019_WEB.pdf)		
Reference value	44.59% (2015)	Target value 2030	100% of the people who have been registered as residents in the city for a minimum of two years
Analysis perspective	BMA municipalities/District/Gender/Age		

ODSBCN-112 Number of homeless Barcelona residents (registered in the city for at least two years)			
Origin	Own		
Source	Analysis of Homelessness in Barcelona 2019 (http://www.bcn.cat/barcelonainclusiva/ca/2019/11/Diagnosi_sensellarisme_2019_WEB.pdf)		
Reference value	2,799 (2015)	Target value 2030	Less than 500
Analysis perspective	BMA municipalities/District/Gender/Age		

Attending to homeless people

INDICATOR 111: All homeless people not assisted by XAPSL

INDICATOR 112: Reduce the number of homeless Barcelona residents to below 500



1.2.

For 2030, greatly reduce the incidence of severe poverty in Barcelona, especially among younger people, while also ensuring that it does not disproportionately affect certain territories



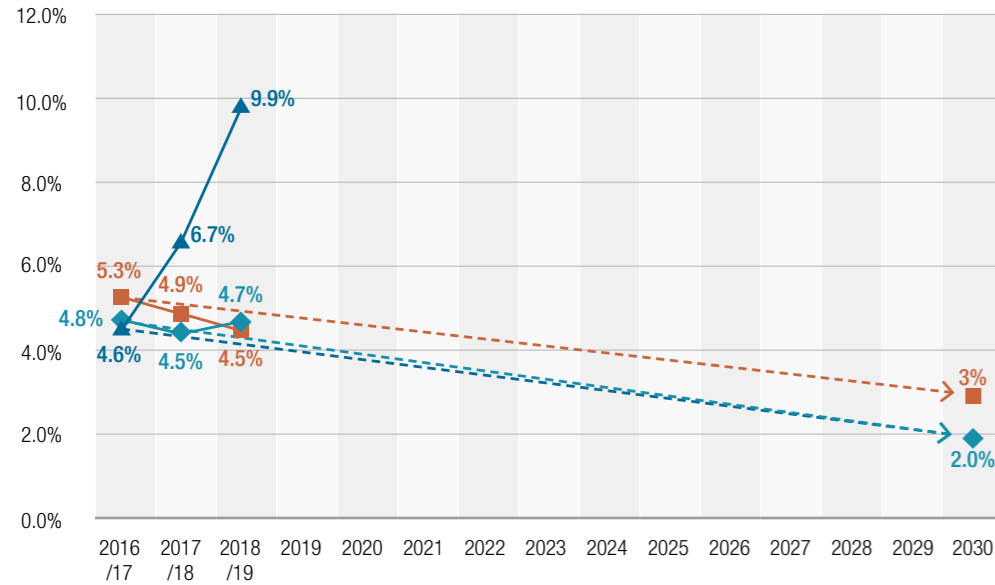
It is currently considered that material deprivation (defined as the inability to afford goods that are considered to be essential for living in society, due to a lack of economic resources), is a phenomenon that best reflects and therefore best measures poverty. Households suffering from material deprivation are considered to be those where there is a forced lack of at least four out of the following nine elements: Paying expenses related to housing or to deferred purchases without falling into arrears; able to go on holiday for at least one week a year; able to make a meal with meat, chicken or fish (or the vegetarian equivalent) at least once every two days; able to cope with unforeseen expenses; able to afford a telephone (including a mobile phone); able to keep the home at a reasonable temperature; able to afford to own the following consumer items: A colour TV, a washing machine and a car. The target sets out a firmer commitment in the case of children, because it is a proven fact that when a person suffers from these situations during the first years of their life, it has a very severe effect on their life opportunities. Lastly, the target also includes a metropolitan dimension, as a result of a desire for social and territorial cohesion.

Operational target: Get Barcelona's rate of severe material poverty to below 2%, also for the population under the age of 16, and to below 3% for the Barcelona Metropolitan Area as a whole

Key indicator:

ODSBCN-121 Rate of severe material deprivation			
Origin	Own (included in the Strategy for Inclusion and Reducing Social Inequalities 2017-2030)		
Source	Metropolitan Statistics on Living Conditions. (https://iermbdb.uab.cat/index.php?ap=0&id_cat=424)		
Reference value	Population of Barcelona 4.6%; under-16 population of Barcelona: 4.8%; population of the BMA: 5.3% (2016-2017)	Target value 2030	Below 2% for the population as a whole, and specifically, for the under-16 population. Below 3% for the BMA as a whole
Analysis perspective	BMA municipalities/District/Gender/Age		

Severe material deprivation



INDICATOR 121A: Less than 2% for the population of Barcelona as a whole (calculated according to Barcelona threshold)

INDICATOR 121B: Less than 2% for the Barcelona population aged 0 to 15 (calculated according to Barcelona threshold)

INDICATOR 121C: Less than 3% for the population of the BMA (calculated according to BMA threshold)

1.3. By 2021, ensure that the Minimum Living Income is available to everyone who needs it



In the context of Barcelona, the extensive coverage mentioned in the UN's Target 1.3. refers to a guaranteed income system. The national social-protection systems do not come under municipal jurisdiction, but their management and application lead to major local involvement. This is the case with the Citizens' Income in Catalonia and the Minimum Living Income in Spain. Barcelona's commitment is to ensure the fair and efficient application of these systems, collaborating on everything that is required.

Operational target: Ensure that by 2021, the MLI's rate of coverage according to objective need is above 95%

Key indicator

ODSBCN-131 The percentage of people who, on meeting the objective requirements for receiving the Minimum Living Income, actually receive it			
Origin	Own		
Source	Confirmed source pending		
Reference value	Pending	Target value 2030	Above 95%
Analysis perspective	District/Gender/Age		

1.4. By 2030, ensure easy access to municipal social services



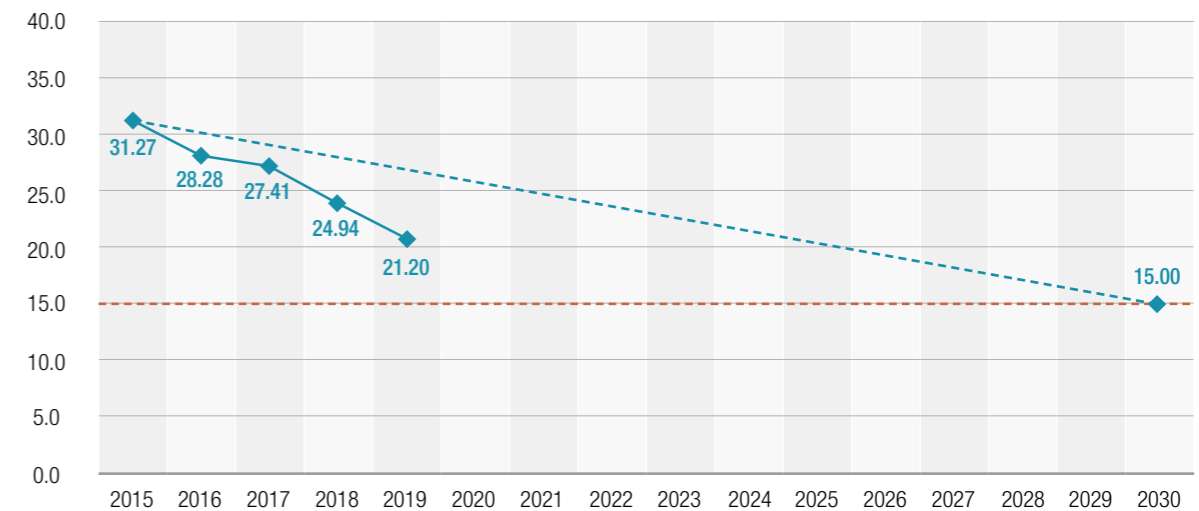
The current system of rights and freedoms ensures legal equality when accessing economic resources and ownership, although, in reality, this access ends up being very unequal. In terms of basic goods and services, public involvement is needed so that everyone can have access to them. Based on the mandate of the 2030 Agenda and the current situation in Barcelona, we consider that basic goods and services include housing (contained in Target 1.1.), food (2.1.), healthcare (3.8.), education for 0-16 years olds (4.1. and 4.2.), care and attention in dependency situations (5.4.), water and sanitation (6.1. and 6.2.), energy to maintain the home at an adequate temperature (7.1.), access to Internet (9.c.), culture (10.3.), housing (11.1.), transport (11.2.) and security (16.1.). Municipal social services are the gateway to the demand for public support in accessing some of these services. It is vital for these services to be close to the territory, receptive and efficient, as established in Act 12/2007 on Social Services in Catalonia.

Operational target: Guarantee that average waiting time for obtaining a first visit to municipal social services centres is less than 15 days

Key indicator:

ODSBCN-141 The average number of days wait between the date of the visit to the Social Services Centre and the date when the visit was scheduled			
Origin	Own		
Source	Area of Social Rights. Data compiled at: https://qcm.bcn.cat		
Reference value	31.27 (December 2015)	Target value 2030	Less than 15 days
Analysis perspective	District		

Access to basic goods and services



INDICATOR 1.4: Average waiting time (days) for 1st visit to municipal social services

1.5.

By 2030, reducing the exposure of the most vulnerable people to crisis and disaster situations, as well as increasing their resilience for dealing with them



The population with the greatest economic difficulties are usually also the most exposed to disaster situations, along with children and senior citizens. Whether these situations are caused by natural phenomena such as flooding or heat waves, or of an economic, political or social nature such as financial crises or terrorist attacks, or caused by a virulent pathogen, such as COVID-19, it is necessary to work strategically and preventively on all plausible scenarios so that the need to respond to social emergencies does not grow exponentially, and so that when this is unavoidable, special care is taken to safeguard the needs of the most vulnerable people.

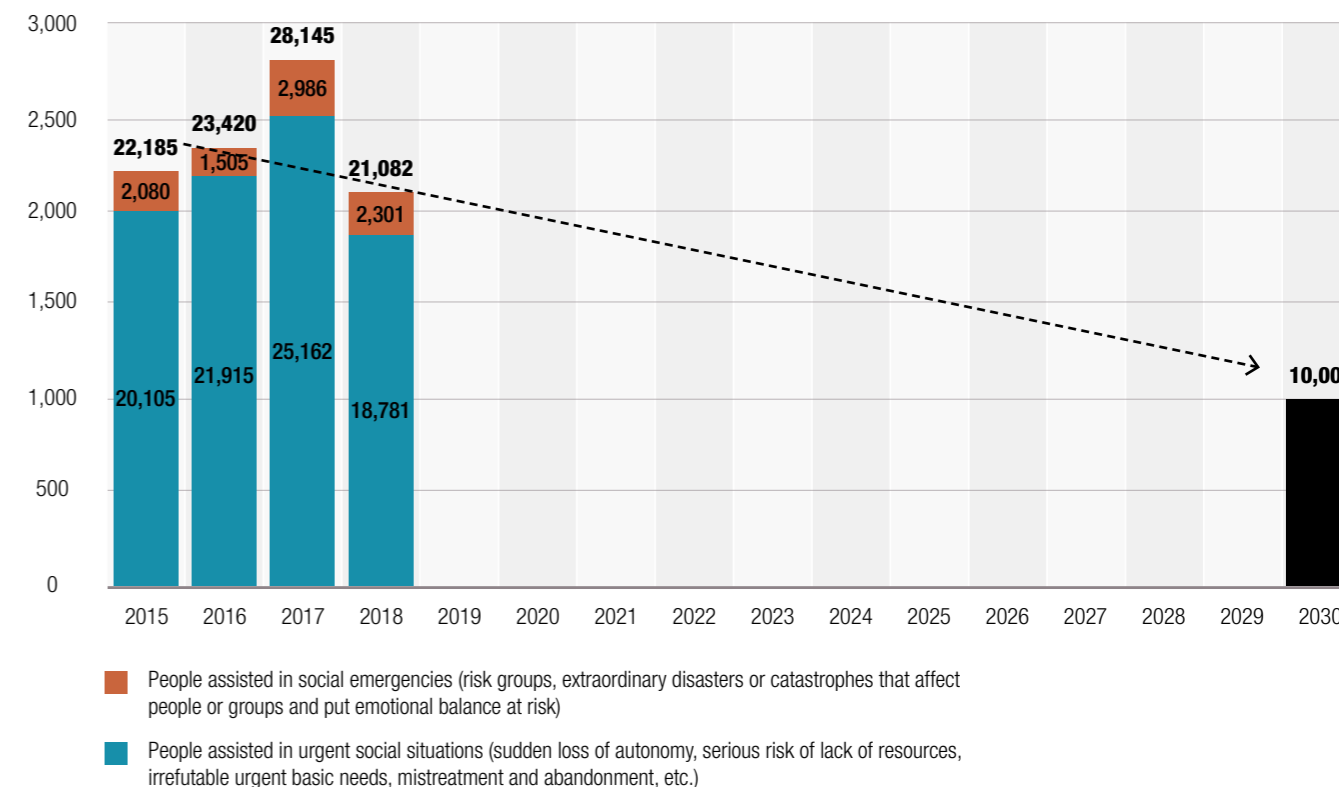
Operational target: Get the annual number of people who need assistance due to social emergencies to below 10,000, and to increase the community support networks for people in a vulnerable situation

Key indicators:

ODSBCN-151 The number of people assisted by the Social Emergencies Centre (CUESB)			
Origin	Own		
Source	An Area of Social Rights report		
Reference value	22,185 (2015)	Target value 2030	Less than 10,000
Analysis perspective	District/Gender/Age		

ODSBCN-152 The number of community support networks for people in vulnerable situations			
Origin	Own		
Source	Confirmed source pending		
Reference value	Pending	Target value 2030	Higher than the values for the 2015-2019 period
Analysis perspective	District		

Number of people assisted by the Social Emergencies Centre



1.a.

Develop the international cooperation of cities in reducing poverty



Operational target: Increase the number of projects in countries receiving Official Development Assistance which help to reduce poverty and improve the living conditions and opportunities of the vulnerable inhabitants of urban areas, through cooperative, social and solidarity economy programmes, and by improving municipal social programmes

Key indicator:

ODSBCN-1a1 Resources of the municipal Global Justice programme, allocated to the goal of reducing poverty	
Origin	Own
Source	Global Justice programme report
Reference value	€374,720 (2019)
Analysis perspective	Geographical area/Type of project



Goal 2

Zero hunger



SDG 2.
End hunger,
achieve food security
and improved nutrition,
and promote sustainable
agriculture



Localisable UN targets:

- 2.1. End hunger and ensure access to sufficient safe, nutritious food all year round for everyone, especially people who are poor and in vulnerable situations, including infants.
 - 2.2. End all forms of malnutrition, including achieving, by 2025, the internationally agreed targets concerning stunting and wasting in children under the age of 5, and address the nutritional needs of adolescent girls, pregnant and lactating women, and older persons.
 - 2.3. Double the agricultural productivity and income of small-scale food producers, especially women, indigenous peoples, family farmers, pastoralists and fishers, including through secure and equal access to land, other productive resources and inputs, knowledge, financial services, markets and opportunities for value addition and non-agricultural employment.
 - 2.4. Ensure sustainable food production systems and implement resilient agricultural practices that increase productivity and production, help to maintain ecosystems, and strengthen capacity for adaptation to climate change, extreme weather, droughts, flooding and other disasters while also progressively improving land and soil quality.
 - 2.5. From now until 2020, maintain the genetic diversity of seeds, cultivated plants and farm and domesticated animals, along with their corresponding wild species, via, among other things, the good management and diversification of seed and plant banks at a national, regional and international level, and promote access to the benefits that are derived from the use of genetic resources and connected traditional knowledge and their fair and equitable distribution, as agreed internationally.
- 2.a. Increase investments, even through increased international cooperation, in rural infrastructures, research and agricultural extension services, technological development and gene banks for plants and farm animals, in order to improve agricultural production in developing countries, particularly in less advanced countries.

Municipal strategies and plans considered for the localisation of SDG 2


- World Capital of Sustainable Food and the 2030 Strategy.
- Strategy for Inclusion and Reducing Social Inequalities 2017-2030.
- Barcelona city's Urban Agriculture Strategy 2019-2030.
- Climate Plan 2018-2030 and Climate Emergency Declaration 2020.
- Strategic Plan for Markets 2015-2025.
- Barcelona Child Obesity Prevention Programme (project POIBIN 2018).



Barcelona Targets

2.1.

By 2030, for no one to suffer from hunger or malnutrition in Barcelona



The Strategy for Inclusion and Reducing Social Inequalities 2017-2030 calls for making suitable and healthy food more accessible and affordable, as part of promoting the city's food policy. Primarily, we are talking about the most basic and pressing target that any community can establish: that no one should go hungry. In these times of pandemic and lockdown, municipal social action has increased admirably to stop that happening. But we cannot lower our guard. The most recent surveys calculate that around 2% of households suffer from a situation of food deprivation. The aim is to lower this indicator to practically zero.

This target, like all the others relating to food (those of SDG 2 and 12.3.), will be developed jointly with the World Capital of Sustainable Food team in 2020 and 2021. This is an opportunity to work on the matter in a cross-cutting way throughout the city.

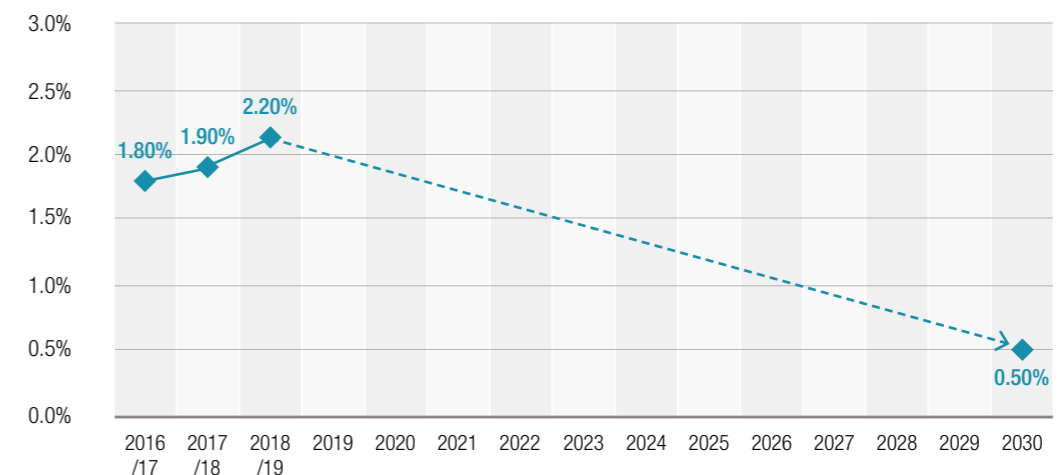
Operational target: Reduce the prevalence of food deprivation to less than 0.5% of the population

Key indicator:

ODSBCN-211 Prevalence rate for food deprivation (Population that cannot afford a meal containing animal protein once every two days or the nutritional equivalent in vegetable protein)

Origin	DIBA-PEMB		
Source	Own production, based on Metropolitan Statistics on Living Conditions (https://iermbdb.uab.cat/index.php?ap=0&id_ind=1688&id_cat=244)		
Reference value	1.80% (2016-2017)	Target value 2030	Less than 0.5%
Analysis perspective	District/Gender/Age		

Prevalence of food deprivation



INDICATOR 211: Less than 0.5% of the population cannot afford a meal containing meat, chicken or fish, or the vegetarian equivalent, every two days

2.2.

By 2030, reduce the incidence of obesity by 20%, especially in children



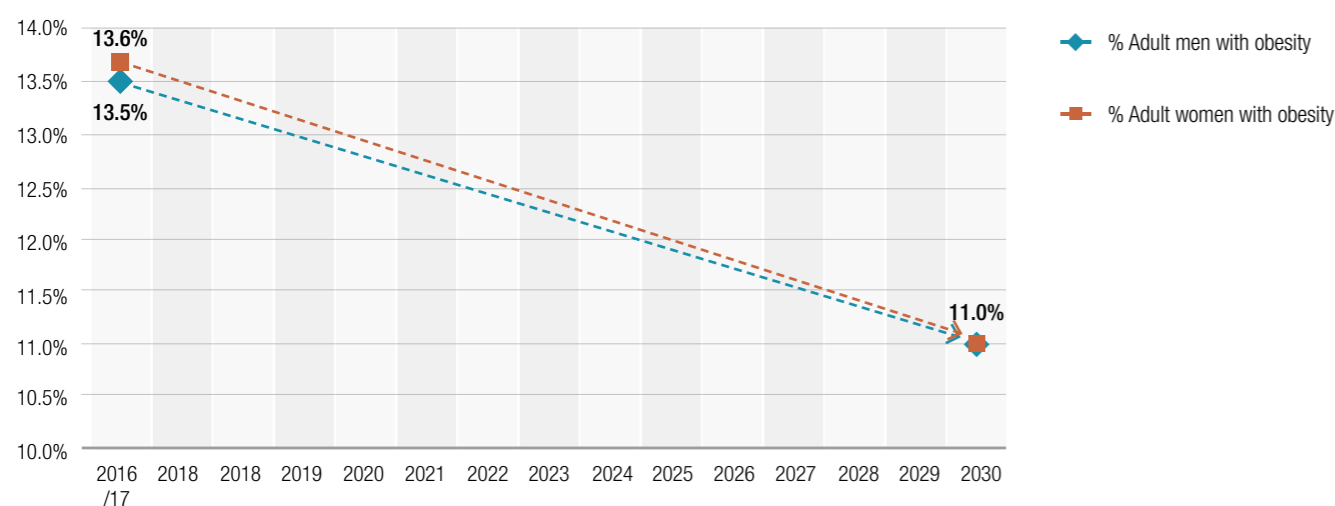
A number of studies show a close relationship between eating habits and health. One of the most frequent and harmful effects of poor nutrition is obesity, as it is associated with health problems and a lower quality of life. This question is especially relevant during childhood, which is when the body develops and eating habits are formed. And in terms of this point, the situation is far from optimal. According to data compiled by the Institute of Childhood, '4 out of 10 children are above the ideal weight for their age and this is also true for 3 out of 10 adolescents. 36.7% of 8 to 9 year-old children do not have a suitable weight for their age (24% are overweight and 12.7% are obese) (...). Although the figures for overweight and obese children decrease with age, 25.3% of adolescents continue to suffer from the problem: 18.4% are overweight and 6.9% are obese' (Key Data for Children and Adolescents in Barcelona 2018, pp. 54-55). The proposed target goes against the flow, and its achievement, to a large extent, depends on adopting healthier eating habits.

Operational target: Reduce the incidence of obesity by 20%, in both the adult population and, more specifically, in people under the age of 18

Key indicator:

ODSBCN-221 Prevalence rate for obesity			
Origin	Eurostat		
Source	Adult population: Barcelona Health Survey (https://www.aspb.cat/wp-content/uploads/2018/07/Enquesta-salut-Barcelona-2016-17.pdf) Population 0-17: Pending data (Barcelona Health Consortium?)		
Reference value	Adult population: 13.5% of men and 13.6% of women (2016-2017). Population 0-17: Not available yet	Target value 2030	Adult population: Less than 11% Population 0-17: To be determined (as yet, there is no sufficiently systematic indicator to measure the incidence of obesity in this age group. We are working on it)
Analysis perspective	District, Gender, Age		

Prevalence of obesity



2.3.

By 2030, promote urban agriculture, showcasing its economic, ecological and social benefits



Barcelona is an extremely dense and compact city, where agriculture can only play a residual role. However, urban agriculture has always had its place, and in the last decade, interest in this activity has grown, due to the combination of economic, social and environmental benefits that it has been seen to provide. Proof of this is the existence of over 350 school gardens, which do noteworthy work in raising people's awareness about nutrition from a perspective of sustainability. Based on these values, Barcelona City Urban Agriculture Strategy 2019-2030 aims to increase the contribution of these urban gardens to food sovereignty, improving environmental quality and biodiversity, as well as creating community spirit, especially among senior citizens.

Operational target: Pending agreement on a definition of the target

Key indicator:

ODSBCN-231 Pending definition			
Origin	NA		
Source	Barcelona city's Urban Agriculture Strategy 2019-2030. (https://ajuntament.barcelona.cat/ecologiaurbana/ca/que-fem-i-per-que/ciutat-verda-i-biodiversitat/estrategia-agricultura-urbana)		
Reference value	NA	Target value 2030	NA
Analysis perspective	District		

2.4.

By 2030, promote resilient local, ecological agricultural production through the retail and wholesale commercial network and promote the adoption of the Planetary Health Diet



The Climate Emergency Declaration proposes a change in our nutritional model, which includes, among other things, 'increasing the availability of, and access to, local fresh ecological produce'. Barcelona's network of municipal markets, a leading organisation for the commercialisation of local produce, is a powerful resource for working along these lines. This must be accompanied by awareness-raising and promotional campaigns to increase demand. In 2021, it is planned to launch the 'green stallholders' model. Meanwhile, the Biomarket will be opening. This is a wholesale location for commercialising agroecological produce. And it is necessary to consider and evaluate other models, with a more qualitative than quantitative contribution, such as the farmers' markets and the cooperatives for agroecological consumption.

In October 2019, 14 member cities of the C40 Cities Association (<https://www.c40.org/>; in addition to Barcelona, Milan, Copenhagen, Guadalajara, Lima, London, Los Angeles, Oslo, Paris, Ciutat Quezon, Seoul, Stockholm, Tokyo and Toronto) signed the 'Good Food Cities: Achieving a Planetary Health Diet for All' declaration, where, among other things, they made a commitment to achieve what is known as the *Planetary Health Diet* by 2030 (proposed by *The Lancet* <https://www.sciencedirect.com/journal/the-lancet-planetary-health>). It consists of 'balanced, nutritional food that provides up to 2,500 calories a day for all adults, without exceeding 16 kg of meat per person/year (300 g./week) or 90 kg of dairy products per person/year (250 g./day) and including only small quantities of ultra-processed food.

Operational target: Achieve a certain percentage of offer (green stallholders) and agroecological purchases in municipal markets, a certain volume of produce commercialised in Mercabarna's Biomarket, and a substantial reduction in the consumption of meat, in accordance with the commitment to the Planetary Health Diet

Key indicators:

ODSBCN-241 Proportion of municipal market stalls classified as 'green stallholders'			
Origin	Own		
Source	Barcelona Municipal Institute of Markets		
Reference value	NA until 2021	Target value 2030	To be determined
Analysis perspective	District		

ODSBCN-242 The amount of agroecological produce sold as a proportion of the total sales of fresh produce in municipal markets

Origin	Own		
Source	Barcelona Municipal Institute of Markets		
Reference value	NA until 2021	Target value 2030	To be determined
Analysis perspective	District		

ODSBCN-243 Volume of produce commercialised at Mercabarna's Biomarket

Origin	Own		
Source	Mercabarna		
Reference value	NA until 2021	Target value 2030	To be determined

ODSBCN-244 Consumption of meat in the adult population (Kg/year)

Origin	The C40 Association of Cities' 'Good Food Cities: Achieving a Planetary Health Diet for All' declaration		
Source	2018 Food Consumption in Spain report (https://www.mapa.gob.es/images/es/20190807_informedeconsumo2018pdf_tcm30-512256.pdf)		
Reference value	NA (in Catalonia: 48.5 Kg./year for the population as a whole, 2018).	Target value 2030	No more than 16 Kg/year
Analysis perspective	Age/District		

2.a.

Develop international city cooperation in the area of urban agriculture and nutrition




Operational target: Maintain the budgetary effort for projects carried out in countries receiving Official Development Assistance, in order to foster food sovereignty through urban agriculture that is sustainable, communal and of a social nature

Key indicator:

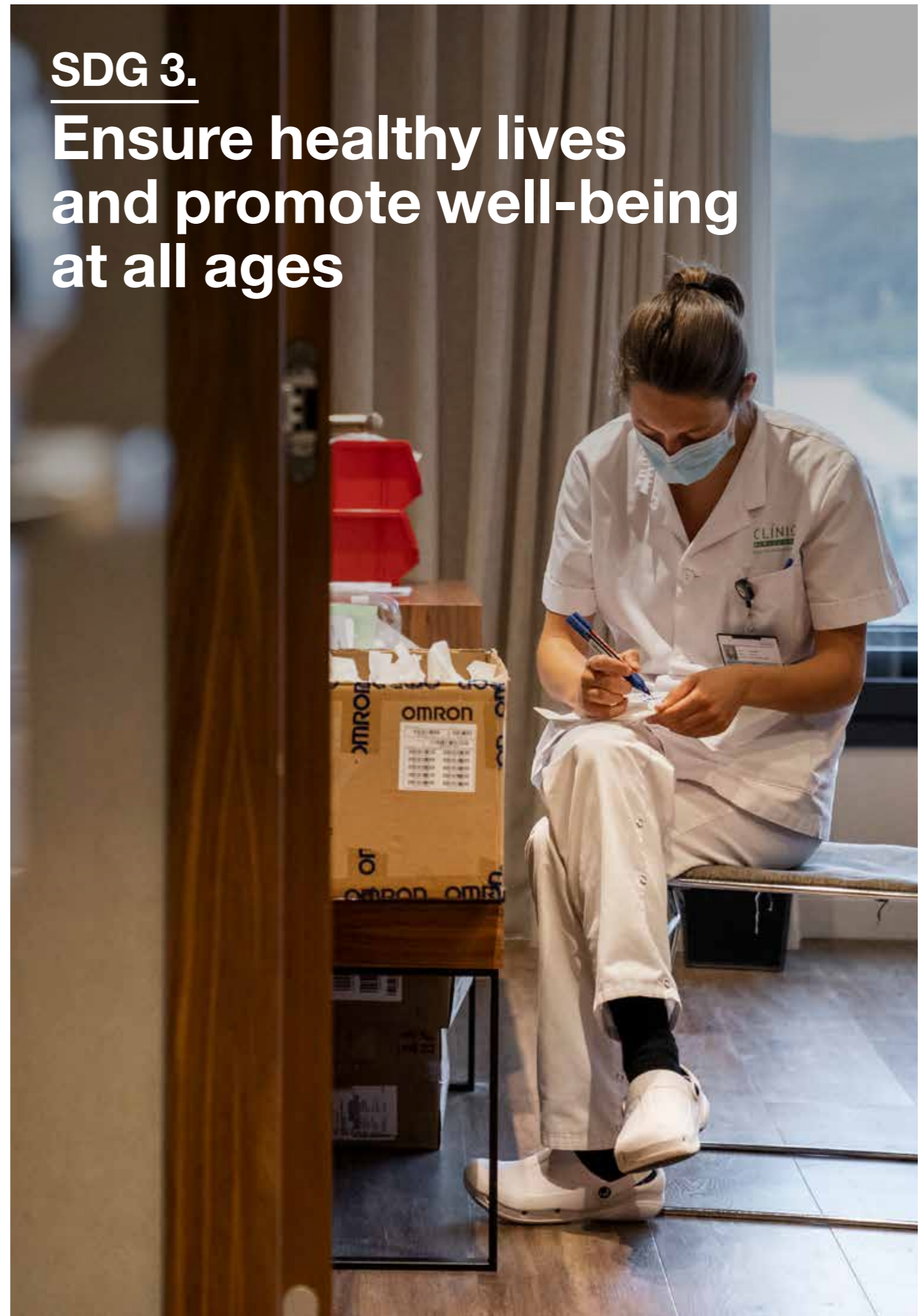
ODSBCN-2a1 Resources of the municipal Global Justice programme, allocated to the objective of improving nutrition and agricultural production	
Origin	Own
Source	Global Justice programme report
Reference value	€480,256 (2019)
Analysis perspective	Geographical area/Type of project

Goal 3

Good health and well-being



SDG 3.
Ensure healthy lives
and promote well-being
at all ages



Localisable UN targets:

- 3.1. Reduce the worldwide maternal mortality ratio to less than 70 out of every 100,000 live births.
 - 3.2. End preventable deaths of newborn babies and children under the age of 5, with all countries aiming to reduce the neonatal mortality rate to at least as low as 12 out of every 1,000 live births, and under-5 mortality to at least as low as 25 out of every 1,000 live births.
 - 3.3. End epidemics of AIDS, tuberculosis, malaria and neglected tropical diseases, as well as combating hepatitis, water-borne diseases and other communicable diseases.
 - 3.4. Reduce the number of premature deaths from non-communicable diseases by one third, through prevention and treatment, as well as promoting mental health and well-being.
 - 3.5. Strengthen the prevention and treatment of addictive-substance abuse, including the improper use of narcotics and the harmful consumption of alcohol.
 - 3.6. By 2020, halve the number of global deaths and injuries caused by traffic accidents.
 - 3.7. Ensure universal access to sexual and reproductive healthcare services, including family planning, information and education, as well as integration of reproductive health into national strategies and programmes.
 - 3.8. Achieve universal healthcare coverage, especially financial risk protection, access to high-quality essential healthcare services and access to safe, effective, affordable and high-quality medicines and vaccines for all.
 - 3.9. Substantially reduce the number of deaths and illnesses caused by hazardous chemical products and air, water and soil pollution.
- 3.a. Strengthen the application of the World Health Organisation's Framework Convention on Tobacco Control in all countries, as applicable.
 - 3.b. Support research and development activities for vaccines and medicines for communicable and non-communicable diseases that primarily affect developing countries, and facilitate access to essential, affordable medicines and vaccines (...).
 - 3.c. Substantially increase healthcare funding and the procurement, development, training and retention of healthcare personnel in developing countries, especially in less advanced countries and small insular developing countries.
 - 3.d. Reinforce the capacity of all countries, in particular developing countries, in terms of early warnings, reducing risks and risk management for national and world health.

Municipal strategies and plans considered for the localisation of SDG 3

- Joint Strategy on Sexual and Reproductive Health.
- Strategy for Inclusion and Reducing Social Inequalities 2017-2030.
- Strategy on Demographic Changes and Ageing 2018-2030.
- Democratising Care Work 2017-2020.
- Barcelona Action Plan against Drugs for 2017-2020.
- Barcelona Health Plan – Strategic Lines 2016-2020 and the Healthcare Investment Convention 2016-2023.
- Barcelona Mental Health Plan 2016-2022.
- Barcelona Strategic Plan for Sport 2012-2022.
- Barcelona Neighbourhood Health Plan.
- Neighbourhood Plans 2016-2021.
- Climate Plan 2018-2030 and Climate Emergency Declaration 2020
- Barcelona Local Road Safety Plan 2019-2022.
- Sound Pollution Reduction Plan and Noise Map.



Barcelona Targets

3.1.

By 2030, a maternal mortality rate that is close to zero



The first two targets proposed by the United Nations in the Health and Well-being SDG speak about the health of mothers and young infants. These are still very serious questions in the southern hemisphere, but are well under control in a city like Barcelona, where maternal mortality has been practically eradicated, while infant mortality is extremely low. The commitment for 2030 must be to maintain this conquest, which is based, like many others, on the availability of public healthcare systems and modern, well-equipped medical care.

Operational target: Reduce the maternal mortality rate to at least as low as 0.1 per 1,000 births and also significantly reduce the morbidity rate

Key indicators:

ODSBCN-311 Barcelona's maternal mortality rate per 1,000 births			
Origin	Adapted from the UN		
Source	The Barcelona Public Health Agency's Mortality Registry (https://www.aspb.cat/arees/la-salut-en-xifres/sistema-informacio-mortalitat/)		
Reference value	0.5 (2015)	Target value 2028-2030	Less than 0.1
Analysis perspective	District		

ODSBCN-312 Maternal mortality rate			
Origin	Own		
Source	Pending receipt of data		
Last available values	NA	Target value 2030	To be determined
Analysis perspective	District		

3.2.

By 2030, no avoidable deaths in newborn babies and children under the age of five



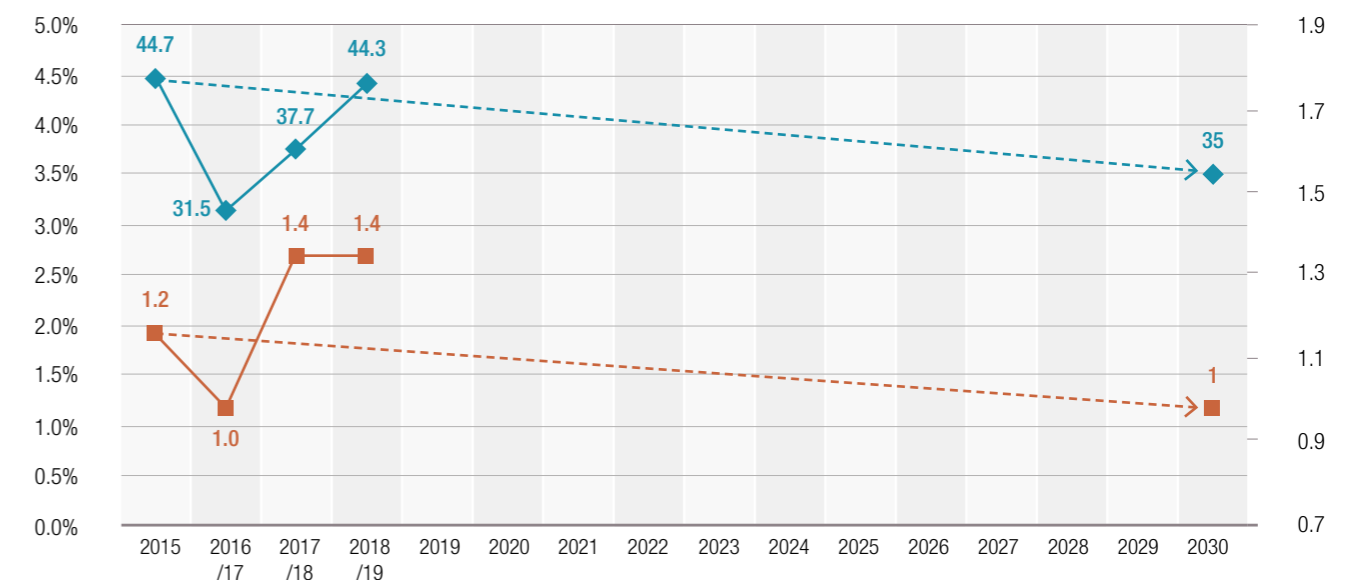
Operational target: Achieve a premature mortality rate for children under the age of five of less than 35/100,000 and the mortality rate for newborn children of less than 1/1,000

Key indicators:

ODSBCN-321 Premature mortality rate for children under the age of five			
Origin	Own		
Source	The Barcelona Public Health Agency's Mortality Registry (https://www.aspb.cat/arees/la-salut-en-xifres/sistema-informacio-mortalitat/)		
Last available values	44.7/100,000 (2015)	Target value 2030	Less than 35/100,000
Analysis perspective	District		

ODSBCN-322 Mortality rate for newborn children (babies less than 28 days old), for every 1,000 children born alive			
Origin	UN		
Source	The Barcelona Public Health Agency's Mortality Registry (https://www.aspb.cat/arees/la-salut-en-xifres/sistema-informacio-mortalitat/)		
Reference value	1.2	Target value 2030	Less than 1
Analysis perspective	District		

Child and neonatal mortality



TARGET 321: Premature mortality rate in children under the age of 5 to below 35 per 100,000
TARGET 322: Neonatal mortality rate to below 1 per 1,000

3.3.

By 2030, halve the effects of infectious diseases



In recent decades, the focus of public attention and the healthcare system has been moving towards chronic illnesses. Because although the rate of some sexually transmitted diseases has risen significantly in recent years, in general, these pathologies have an increasingly limited incidence and a clear social bias. However, the eruption of COVID-19 has suddenly and profoundly changed the global impact and social perception of infectious and parasitic diseases. To a greater or lesser degree, they all pose a health risk, and the target can only be to reduce the frequency of their occurrence, until they can be eradicated.

Operational target: Get the mortality rate caused by infectious and parasitic diseases to lower than 8 and their morbidity rate to below a value still to be determined

Key indicators:

ODSBCN-331 Accumulated incidence for COVID-19 (per 100,000 inhabitants)			
Origin	Adapted from the UN		
Source	The Barcelona Public Health Agency's COVID-19 Registry. (https://aspb.shinyapps.io/COVID19_BCN/#Incid%C3%A8ncia_acumulada)		
Reference value	Total incidence x 100,000 inhabitants (men: 2,185, women: 2,305; total: 2,248 (26/02/2020-12/10/2020))	Target value 2030	It is currently impossible to make a forecast
Analysis perspective	Gender/Age/District/Income		

ODSBCN-332 HIV incidence rate (per 100,000 inhabitants)			
Origin	UN		
Source	The Barcelona Public Health Agency's HIV Registry (https://www.aspb.cat/arees/la-salut-en-xifres/salut-barcelona/)		
Reference value	Men: 48, Women: 3.15 (2015)	Target value 2030	Men: <30 Women: <3
Analysis perspective	Gender/Age/District/Income		

ODSBCN-333 Tuberculosis incidence rate (per 100,000 inhabitants)			
Origin	UN		
Source	Tuberculosis registry. Barcelona Public Health Agency (https://www.aspb.cat/arees/la-salut-en-xifres/salut-barcelona/)		
Reference value	Men: 23.7; Women: 12 (2015)	Target value 2030	Men: 12 Women: 8
Analysis perspective	Gender/Age/District/Income		

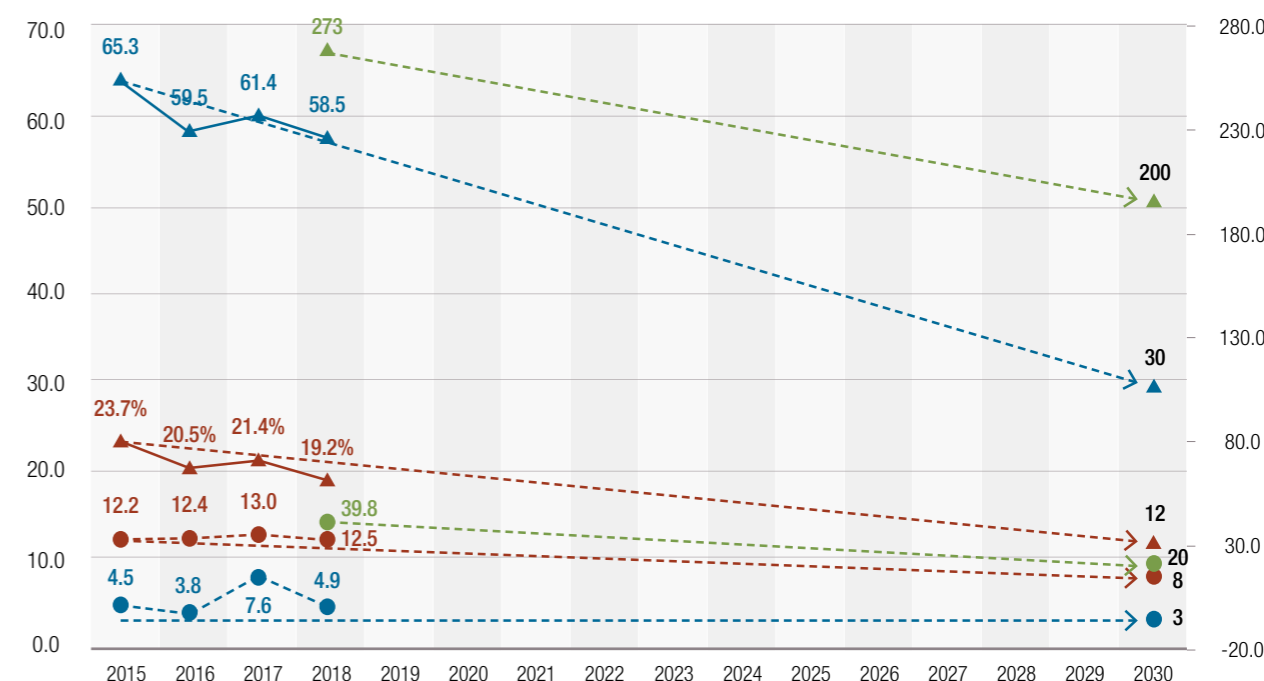
ODSBCN-334 Gonorrhoea incidence rate (per 100,000 inhabitants)			
Origin	UN		
Source	Sexually transmitted diseases (STD) registry. Barcelona Public Health Agency (https://www.aspb.cat/arees/la-salut-en-xifres/salut-barcelona/)		
Reference value	Men: 273; Women: 39.8 (2018)	Target value 2030	Men: <200 Women: <20
Analysis perspective	Gender/Age/District/Income		

Effects of infectious diseases


INDICATOR 1: HIV rate at less than 30 for men and 3 for women

INDICATOR 2: Tuberculosis rate at less than 12 for men and 8 for women

INDICATOR 3: Gonorrhoea rate at less than 200 for men and 20 for women



- ▲ **HIV MEN:** Standardised rate for 15-64 year-olds per 100,000 inhabitants
- **HIV WOMEN:** Standardised rate for 15-64 year-olds per 100,000 inhabitants
- ▲ **TUBERCULOSIS MEN:** Standardised rate per 100,000 inhabitants
- **TUBERCULOSIS WOMEN:** Standardised rate per 100,000 inhabitants
- ▲ **GONORRHOEA MEN:** Standardised rate (Right axis)
- **GONORRHOEA WOMEN:** Standardised rate (Right axis)



3.4.

By 2030, reduce premature deaths by a third and halve the prevalence of psychological suffering, as well doing more to promote health



This target is really central to achieving the SDG, as it concerns the health conditions of the population, how many years they live and with what quality of life. The premature mortality rate synthesises the incidence rate of a wide range of pathologies, including those that cause greater mortality, such as coronary pathologies, respiratory pathologies and carcinogenic tumours. The target also proposes a reduction in psychological suffering, given that, as stated in the European Mental Health Declaration, 'the promotion of mental health, the prevention and treatment of mental illnesses (are) fundamental aims for the protection and improvement of the well-being and quality of life of the whole population' (Barcelona Mental Health Plan 2016-2022, p. 5). Lastly, the target reflects the wish to promote sport, given the more than demonstrated benefits of doing sport on physical and mental health.

Operational target: Reduce the premature mortality rate by one third, reduce the prevalence of psychological suffering to below 14%, and get the rate for doing sport among adults, for both men and women, to above 80%

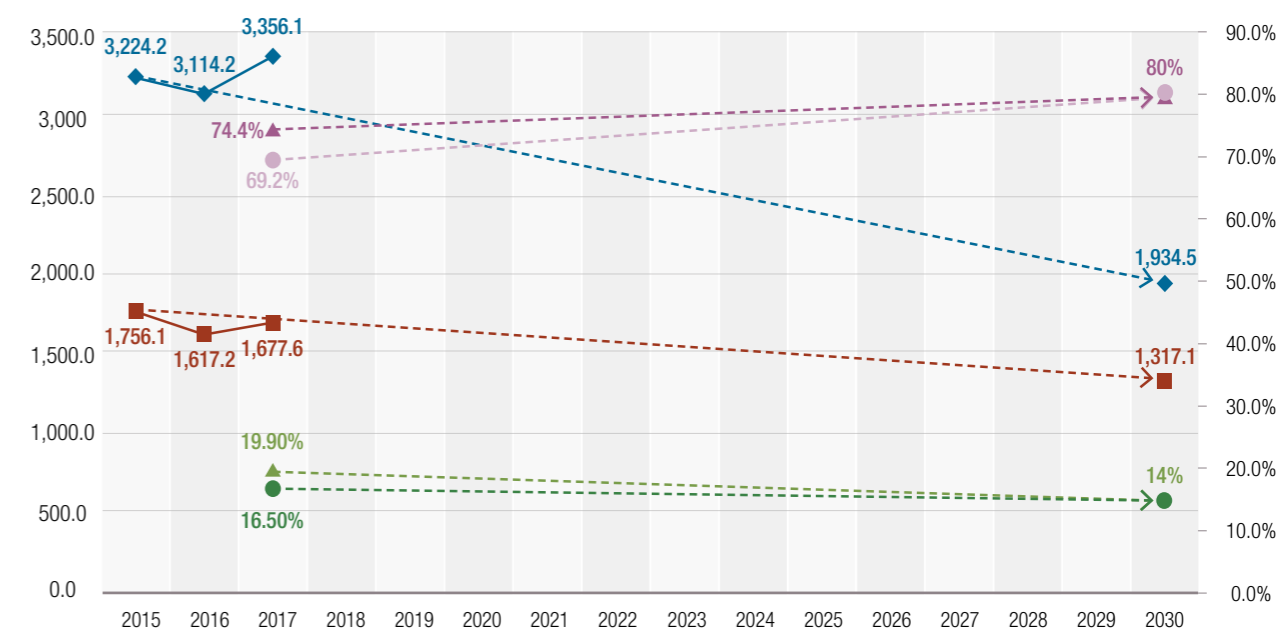
Key indicators:

ODSBCN-341 Premature mortality rate			
Origin	UN		
Source	The Barcelona Public Health Agency's Mortality Registry (https://www.aspb.cat/arees/la-salut-en-xifres/sistema-informacio-mortalitat/)		
Reference value	3,155.8 for men and 1,694.7 for women. Rate per 100,000 inhabitants (2015)	Target value 2030	A reduction of one third compared to the reference values
Analysis perspective	Gender/Age/District/Income		

ODSBCN-342 Prevalence of poor mental health or risk of psychological suffering (above three points on the General Health Questionnaire, GHQ-12)			
Origin	Own (included in the Strategy for Inclusion and Reducing Social Inequalities 2017-2030)		
Source	Barcelona Health Survey (https://www.aspb.cat/arees/la-salut-en-xifres/enquestes-de-salut/)		
Reference value	16.5% of men and 19.9% of women (2016)	Target value 2030	Below 14%
Analysis perspective	Gender/Age/District/Income		

ODSBCN-343 Percentage of adult population doing sport			
Origin	Own (included in the Strategy for Inclusion and Reducing Social Inequalities 2017-2030)		
Source	Barcelona Sporting Habits Survey (https://ajuntament.barcelona.cat/esports/ca/observatori-de-lesport-i-de-lactivitat-f%C3%ADsica-de-barcelona)		
Reference value	74.4% of men and 69.2% of women (2017)	Target value 2030	Above 80% of men and women
Analysis perspective	Age/District/Income		

Premature mortality, mental health and well-being



INDICATOR 341A: Reduce the premature mortality rate for men by 40%

INDICATOR 341B: Reduce the premature mortality rate for women by 25%

INDICATOR 342: Reduce the prevalence of psychological suffering to below 14%

INDICATOR 343: Increase the % of people doing sport to above 80%

3.5.

By 2030, reduce the harmful consumption of alcohol and cannabis, especially in young people



Substantially reducing the harmful consumption of dangerous and potentially addictive substances is essential for achieving a healthier Barcelona by 2030, especially among young people, as established in the Health Plan of Catalonia 2016-2020. The target focuses on two of the most-consumed substances: alcohol and cannabis. Tobacco addiction is dealt with in a specific target, 3.a.

Operational target: Reduce the harmful consumption of alcohol and cannabis by one third for adults and by 50% for young people, compared to the figures for 2016

Key indicators:

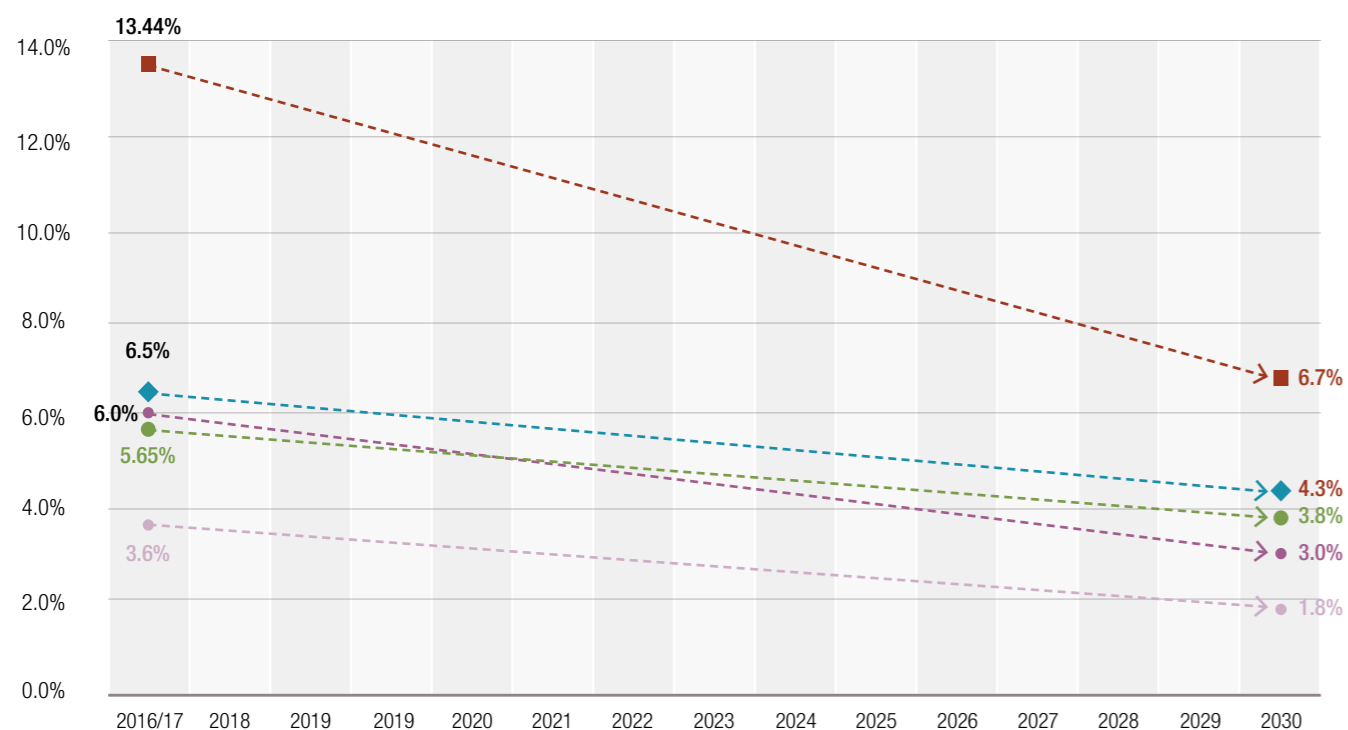
ODSBCN-351 Prevalence of harmful alcohol consumption among adults			
Origin	UN		
Source	Barcelona Health Survey https://www.aspb.cat/arees/la-salut-en-xifres/enquestes-de-salut/		
Reference value	6.5% (2016)	Target value 2030	4.3%
Analysis perspective	Gender/District		

ODSBCN-352 Prevalence of harmful cannabis consumption among adults			
Origin	Own		
Source	Barcelona Health Survey (https://www.aspb.cat/arees/la-salut-en-xifres/enquestes-de-salut/)		
Reference value	5.65% (2016)	Target value 2030	3.8%
Analysis perspective	Gender/District		

ODSBCN-353 Prevalence of harmful alcohol consumption among people aged 15 to 24			
Origin	Own		
Source	Barcelona Health Survey (https://www.aspb.cat/arees/la-salut-en-xifres/enquestes-de-salut/)		
Reference value	13.4% (2016)	Target value 2030	6.7%
Analysis perspective	Gender/District		

ODSBCN-354 Prevalence of harmful cannabis consumption among adolescents			
Origin	Own		
Source	Survey on Risk Factors for Secondary School Students (FRESC) (https://www.aspb.cat/arees/la-salut-en-xifres/enquesta-fresc/)		
Reference value	6% for young men and 3.6% for young women (2016)	Target value 2030	3% for young men and 1.8% for young women
Analysis perspective	Gender/District		

Harmful alcohol and cannabis consumption



- INDICATOR 351:** Reduce the harmful consumption of alcohol in adults by one third
- INDICATOR 352:** Reduce the harmful consumption of cannabis among adults by one third
- INDICATOR 353:** Reduce the harmful consumption of alcohol in young people by 50%
- INDICATOR 354A:** Reduce the harmful consumption of cannabis in teenage boys by 50%
- INDICATOR 354B:** Reduce the harmful consumption of cannabis in teenage girls by 50%

3.6.

By 2030, a drastic reduction in the human cost of traffic accidents



Traffic accidents no longer have the brutal impact they had in the latter part of the 20th century, but they still cause an elevated number of deaths and serious injuries. The Agenda proposes a target in line with the Barcelona Road Safety Plan 2019-2022, which aims for a very significant reduction in the number of collisions. If we take into account the evolution in recent years, which shows a very stable trend in both indicators, the target poses a significant challenge.

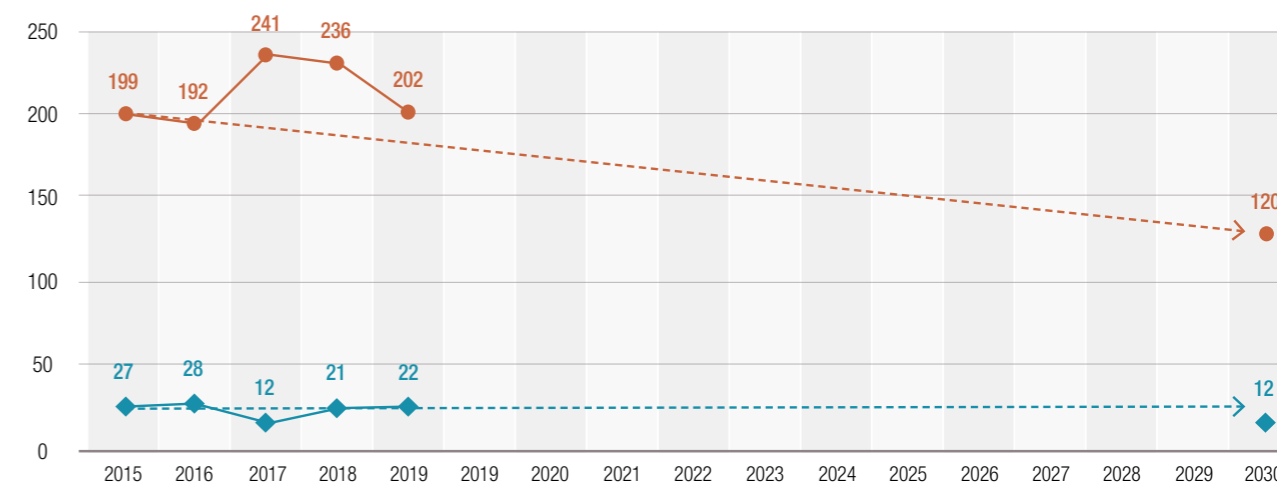
Operational target: Halve the annual number of deaths (to fewer than 14) and reduce the number of serious injuries by 40% (to fewer than 120) due to traffic collisions, compared to the figures for 2015

Key indicators:

ODSBCN-361 Annual number of people killed in traffic collisions			
Origin	UN		
Source	The OMD's Department of Statistics and Dissemination of Data (https://www.bcn.cat/estadistica/catala/dades/anuari/cap15/C1511020.htm)		
Reference value	27 (2015)	Target value 2030	Less than 12
Analysis perspective	Gender/Mean of transport		

ODSBCN-362 Annual number of people seriously injured in traffic collisions			
Origin	DIBA-PEMB		
Source	The OMD's Department of Statistics and Dissemination of Data (https://www.bcn.cat/estadistica/catala/dades/anuari/cap15/C1511020.htm)		
Reference value	199 (2015)	Target value 2030	Less than 120
Analysis perspective	Gender/Mean of transport		

Traffic accidents



- INDICATOR 361:** Less than 12 people killed in traffic accidents
- INDICATOR 362:** Less than 120 people seriously injured in traffic accidents

3.7.

By 2030, halve the teenage pregnancy rate, while also narrowing the differences between districts



Improved sexual and reproductive health is closely linked to the capacity for family planning. Pregnancies at very young ages are not positive, because whether they end in a child being born or in abortion (which occurred in 72% of teenage pregnancies in 2018), it usually has a negative effect on the girl's mental health and her life project. Since 2015, a steady decrease in both pregnancies and abortions in adolescent girls has been observed, resulting in quite low levels. However, the incidence is still much higher in girls belonging to families with a low socio-economic level. For this reason, it is vital to also reduce the differences between districts.

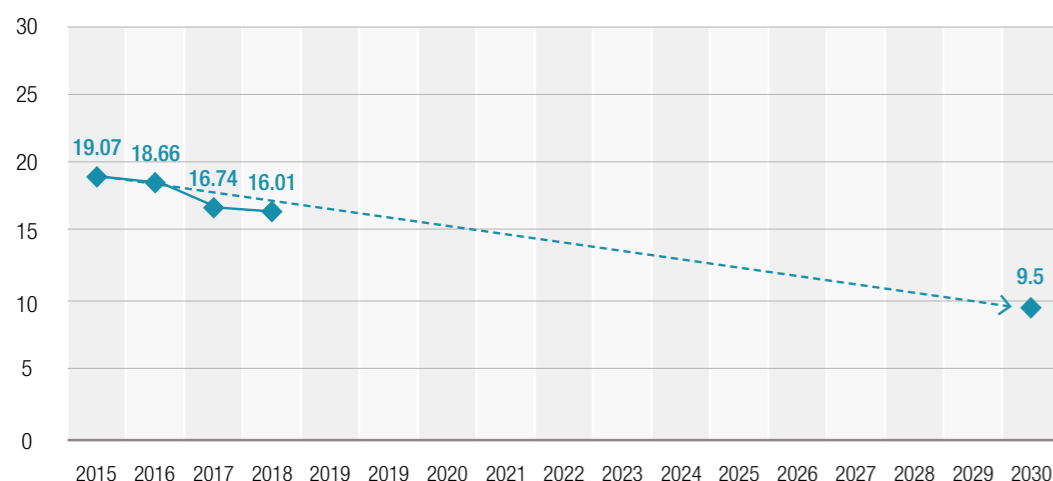
Operational target: Reduce the pregnancy rate in girls aged between 15 and 19 by at least 50%, and also reduce the differential between the districts with the highest and lowest rates by 50%

Key indicators:

ODSBCN-371 Pregnancy rate in women aged between 15 and 19			
Origin	Own		
Source	Health in Barcelona Annual Report (https://www.aspb.cat/arees/la-salut-en-xifres)		
Reference value	19 per 1,000 (2015)	Target value 2030	Below 9.5 per 1,000
Analysis perspective	Socio-economic level		

ODSBCN-372 The differential in the pregnancy rate for women aged 15 to 19 between the district with the highest rate and the district with the lowest rate			
Origin	Own		
Source	Health in Barcelona Annual Report (https://www.aspb.cat/arees/la-salut-en-xifres)		
Reference value	21.3 (2018)	Target value 2030	10.65 points

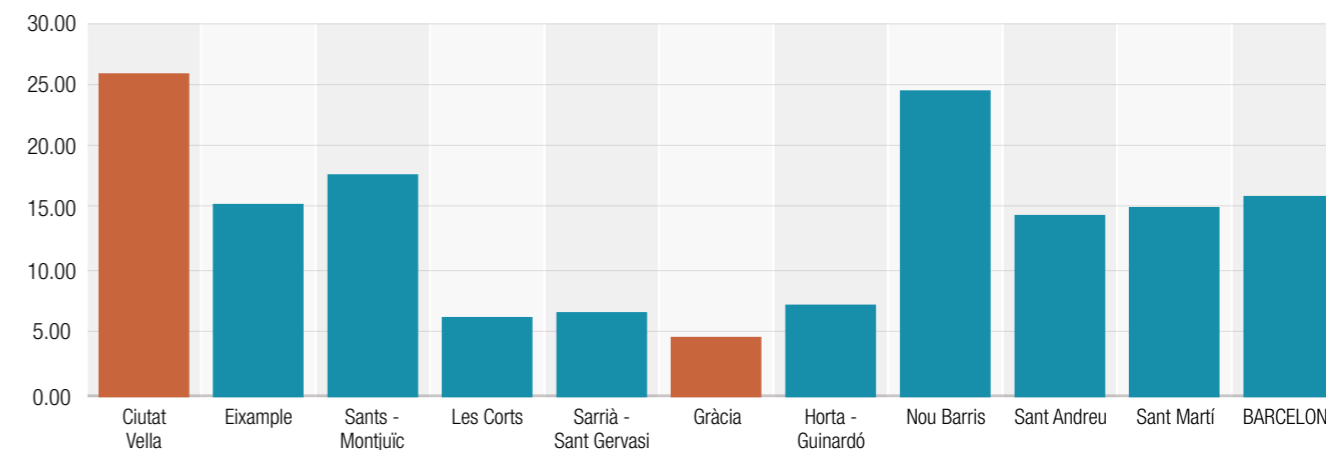
Teenage pregnancies



INDICATOR 371: Reduce the rate of pregnancies in girls aged 15 to 19 by 50%

INDICATOR 372: The differential between the districts with the highest and lowest rates by 50%

Rate of teenage pregnancies (number of pregnancies per 1,000 girls aged 15 to 19), 2018



3.8.

By 2030, halve the number of people who do not have access to healthcare assistance or treatment due to economic reasons



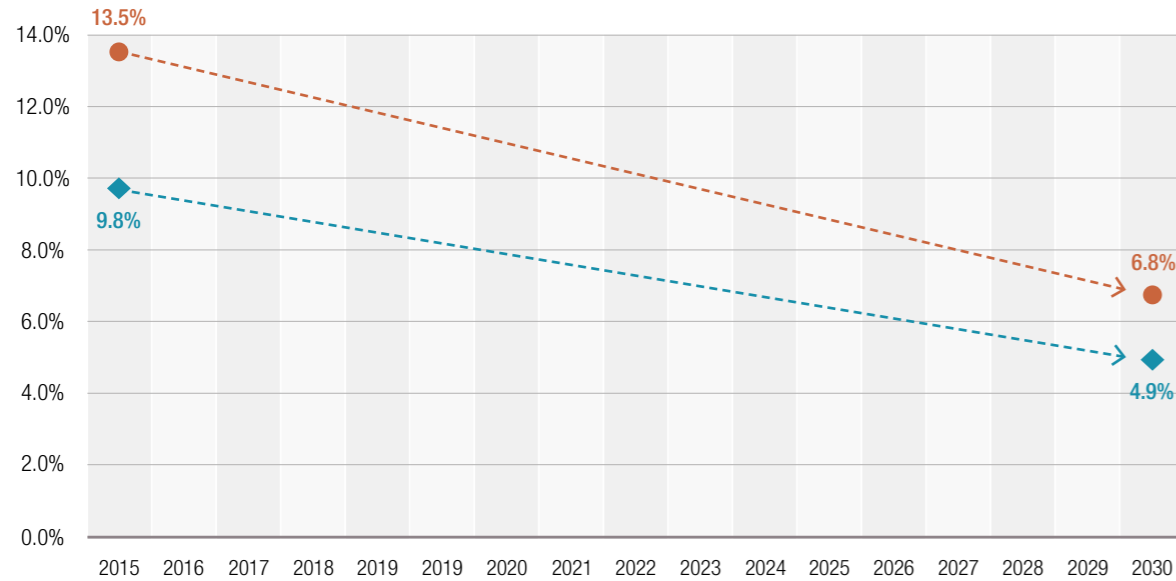
Universal, free healthcare is an indispensable social conquest that is fundamental for social cohesion and quality of life. Due to its elevated cost, it can only be maintained with strong political commitment backed by a large majority. The 2030 Agenda's horizon is not only about preserving public health from erosion, but also expanding its limits. Currently, services of a preventative or caring nature, which are essential for the sustainability of the healthcare system in an ageing society, are not included. But things like the lack of cover for dental-oral medicine and prescription co-payment generate bigger problems, as their elevated cost can lead to people not receiving the treatments they need. The significance of this target is, definitively, to ensure that a person's level of income is not an impediment for accessing any basic healthcare service.

Operational target: Halve the proportion of the population older than 15 years old who, in spite of needing it, do not have access to the following healthcare treatments due to economic reasons: dental care, mental health care and/or medication with medical prescription

Key indicator:

ODSBCN-381 Composite indicator of the percentage of the population older than 15 years old who, in spite of needing it, do not have access to the following healthcare treatments due to economic reasons: dental care, mental health care and/or medication with medical prescription			
Origin	Own		
Source	Production of disaggregated data for Barcelona city for the Health Survey of Catalonia 2019 (https://salutweb.gencat.cat/ca/el_departament/estadistiques_sanitaries/enquestes/esca/resultats_enquesta_salut_catalunya/)		
Reference value	9.7% of men and 13.5% of women older than 15 (2019)	Target value 2030	A 50% reduction compared with the figures for 2019
Analysis perspective	Gender/Age/Origin/Income		

Lack of healthcare assistance due to economic reasons



INDICATOR 381A: Reduce the lack of access to healthcare for economic reasons by 50% (men)

INDICATOR 381B: Reduce the lack of access to healthcare for economic reasons by 50% (women)

3.9. By 2030, drastically reduce the number of deaths caused by excessive pollution



In Barcelona, excessive air pollution (see Target 11.2.) is responsible for generating a considerable number of victims, because it worsens the impact of many illnesses. Furthermore, there is evidence that links the weakening of lung protection caused by atmospheric pollution with the more intense effects of COVID-19. In accordance with the ambitious objective of reducing air pollution proposed in Target 11.6., we forecast that the mortality attributed to excessive pollution, with respect to WHO recommendations, may decrease by between 80% and 100%.

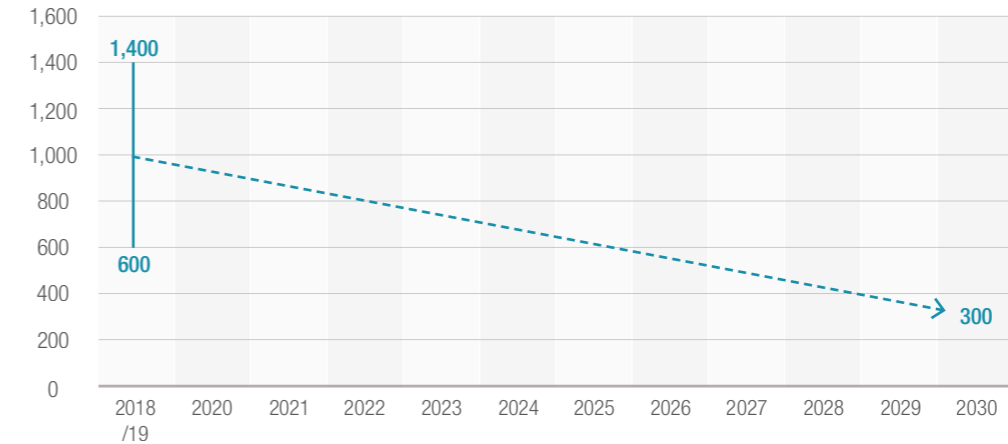
Operational target: Reduce the annual number of deaths attributed to excessive atmospheric pollution, with respect to WHO recommendations, by 80%

Key indicator:

ODSBCN-392 Annual number of deaths attributed to excessive atmospheric pollution (above the WHO threshold* for both NO ₂ and PM _{2.5})			
Origin	UN		
Source	Barcelona Public Health Agency		
Reference value	1,000 (IC95%=600-1.400) (2018-2019)	Target value 2029-2030	Less than 300
Analysis perspective	District		

*In order to calculate the impact on health, the annual average of 20 ug/m³ of NO₂ and 10 ug/m³ of PM_{2.5} is used

Health and pollution



INDICATOR 391: Estimated number of annual deaths caused by pollution

Estimated average level, with a confidence interval of 95%, of the estimated deaths from air pollution (for the excessive combined effect of PM_{2.5} and NO₂ compared to the maximum levels recommended by the WHO)

3.a. By 2030, significantly reduce the habit of smoking



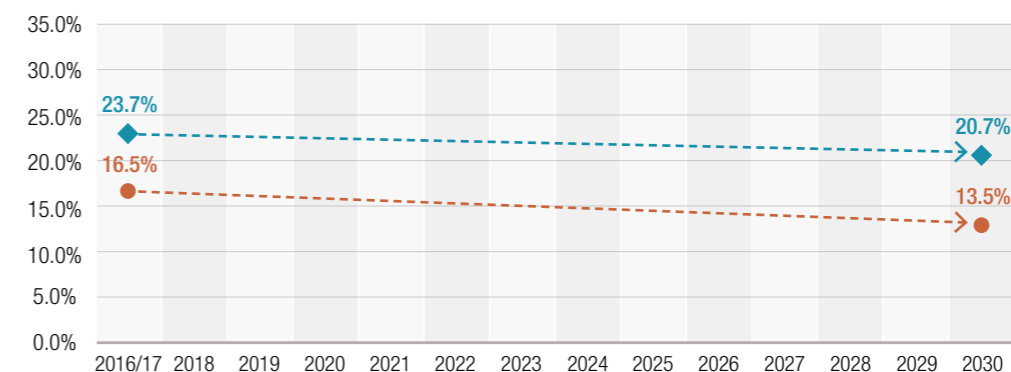
Tobacco addiction is one of the main health-risk factors, as it has negative effects on multiple organs in the body and is behind some of the illnesses that cause the most deaths. For this reason, the target has to be none other than reducing the prevalence of this habit in all population age groups.

Operational target: Reduce the proportion of people who smoke every day by 3%

Key indicator:

ODSBCN-3a1 The number of people over the age of 15 who smoke every day compared to the total population in this age group.			
Origin	UN		
Source	Barcelona Health Survey (https://www.aspb.cat/arees/la-salut-en-xifres/enquestes-de-salut/)		
Reference value	23.7% of men and 16.5% of women (2016)	Target value 2030	20% of men and 13% of women
Analysis perspective	Gender/Age/District		

Prevalence of smoking

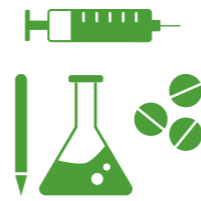


INDICATOR 3A1A: Reduce the lack of access to healthcare for economic reasons by 50% (men)

INDICATOR 3A1B: Reduce the lack of access to healthcare for economic reasons by 50% (women)

3.b.

Develop international city cooperation in the area of global health research and the improvement of Public Health instruments and Healthcare Systems



Operational target: Maintain the budgetary effort for global health research and improvement and support programmes for health systems in countries receiving Official Development Assistance

Key indicators:

ODSBCN-3b1 Resources of the municipal Global Justice programme, allocated to the objective of improving public health and health systems

Origin	Own
Source	Global Justice programme report
Reference value	€1,199,749 (2019)
Analysis perspective	Geographical area/Type of project

3.c. Is considered to be part of Target 3.b.

3.d.

Provide Barcelona with a specific emergency plan to tackle pandemic situations



COVID-19 has placed this target at the top of the list. Firstly, this is about envisaging the expansion of hospital and intensive care beds, clinical-analysis laboratories, and other resources and areas considered to be necessary for dealing with this type of crisis. Secondly, establishing a catalogue of essential therapeutic and healthcare materials, and establishing an action protocol for each of these products, so that they can be produced without depending on external sources and within a short response time, either by increasing or quickly converting the existing productive capacity. A key question is how Barcelona can bring into play and coordinate its multiple resources in order to strengthen its response capacity.

Operational target: Design a specific metropolitan emergency plan for pandemics, which foresees urgent actions (identification of establishments and spaces to be converted, acquiring and storing protective materials and equipment, the functioning of basic services, communication, etc.), in accordance with the Barcelona Recovery Pact

Key indicator:

ODSBCN-3d1 Approval of the Metropolitan Emergency Plan for Pandemic Situations

Origin	Own		
Source	Responsible institutions		
Reference value	Projects included in the Barcelona Pact	Target value 2021	Plan approved and in force



Goal 4

Quality education



SDG 4.
Ensure inclusive
and equitable
quality education
and promote
lifelong learning
opportunities
for all

Localisable UN targets:

- 4.1. Ensure that all girls and boys complete free, equitable and high-quality primary and secondary education, leading to relevant and effective learning outcomes.
- 4.2. Ensure that all girls and boys have access to high-quality early childhood development, care and pre-primary education services, so that they are ready for primary education.
- 4.3. Ensure equal access for all men and women to affordable and high-quality technical, vocational and tertiary education, including university.
- 4.4. Substantially increase the number of young people and adults who have relevant skills, especially technical and professional skills, to gain access to employment, decent jobs and entrepreneurship.
- 4.5. Eliminate gender disparities in education and ensure equal access at all levels of education and vocational training for the vulnerable, including people with disabilities, indigenous peoples and children in vulnerable situations, at all levels of education and vocational training.
- 4.6. Ensure that all young people, and at least a substantial proportion of adults, both men and women, achieve reading, writing and mathematical skills.
- 4.7. Guarantee that all learners acquire the necessary theoretical and practical knowledge to promote sustainable development, among other things, through education for sustainable development and adopting sustainable lifestyles, human rights, gender equality, promoting a culture of peace and non-violence, global citizenship, and appreciation of cultural diversity and the contribution of culture to sustainable development.
 - 4.a. Construct and adapt school facilities that respond to the needs of children and people with disabilities, taking into account questions of gender and offering safe, non-violent, inclusive and effective learning environments for everyone.
 - 4.b. By 2020, substantially increase, on a global scale, the number of grants available for developing countries, especially less advanced countries, small, insular developing states and African countries (...).
 - 4.c. Substantially increase the offer of qualified teachers, through international cooperation for training teachers in developing countries, especially less advanced countries and small, insular developing states, among other things.

Municipal strategies and plans considered for the localisation of SDG 4

- Focus on Children and Citizens 2017-2020.
- Adolescence and Youth Plan 2017-2021.
- Ciutat Vella Education Plan 2019-2023.
- Youth Services and Facilities Plan (PESJB) 2018-2028.

- Construction Plan for new nursery schools in Barcelona: the context and prioritisation of the new centres.
- 0-3 impulse programme, new-opportunity schools.
- Education for Global Justice Programme.
- The Game Plan for Barcelona's Public Spaces.
- The Barcelona Science Plan and the STEAM Barcelona Programme, for fostering scientific and technological vocations and reducing the digital gap with a gender perspective.
- Citizen Commitment to Sustainability 2012-2022.
- Draft for producing an analysis of the new Barcelona Intercultural Plan
- Neighbourhood Plans 2016-2021.
- Strategic Plan against Sexism in the City 2017-2022.



Barcelona Targets

4.1.

By 2030, practically all students will successfully complete compulsory education and with a suitable level of skills



Successfully passing compulsory education is essential for the life opportunities of young people. In this regard, the results of the five basic-skill tests (Catalan, Spanish, English, mathematics and sciences) which are undertaken during the 4th year of ESO (students aged 15-16), reveal as much, or more, about the success of the system than the graduation rate. It should be noted that the results for Barcelona city are, in relative terms, the best in Catalonia, and achieve the target established in the EU 2020 Strategy (for ratio of 15-year-old students not reaching Level 2 on the PISA scale for reading, mathematics and sciences to be lower than 15%). However, there is room for improvement, especially in these subjects. For this reason, the target for the 2030 horizon is to achieve a 95% success rate in the five tests. However, the improvement goals also have to focus on reducing educational inequalities. (<https://institutinfancia.cat/mediateca/informe-opunitats-educatives-de-la-infancia-i-ladolescencia-a-barcelona-2018-2019/>). For this reason, the target also proposes a 10% reduction of the difference in school success rates between the districts with the highest rate and lowest rates.

Operational target: Establish the achievement rate for basic skills at over 95% in all the subjects and the difference between the highest performing and lowest performing districts for school success (graduation from ESO-compulsory secondary school education) at under 10%

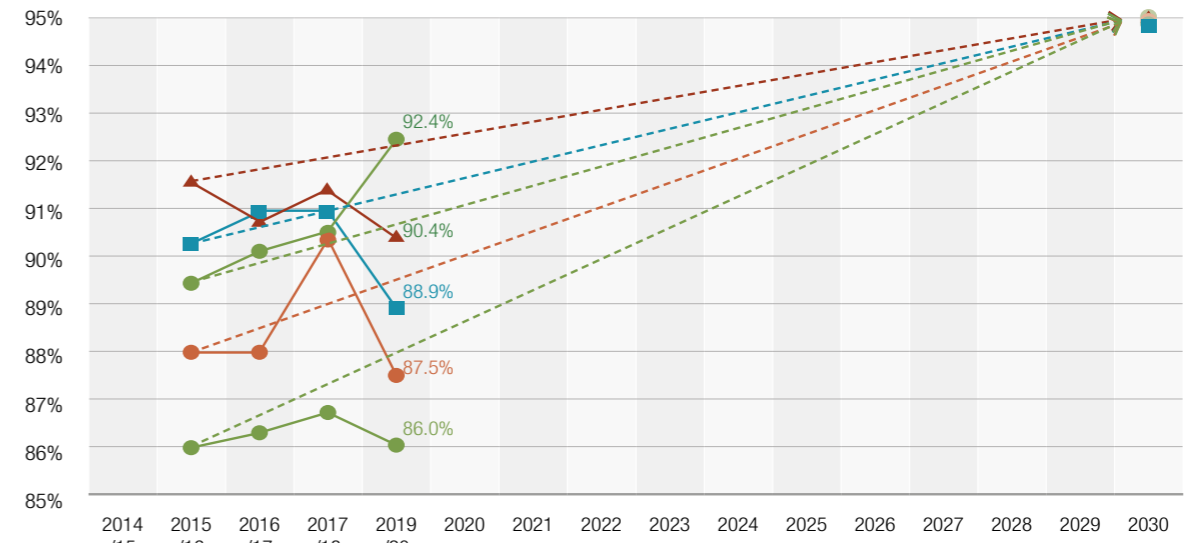
Key indicators:

ODSBCN-411 Achievement rate for the five basic skill tests undertaken in the 4th year of compulsory secondary education (ESO)			
Origin	Own		
Source	Produced by the Barcelona Child and Adolescence Institute (IIAB-IERMB) with data from the Higher Council for the Assessment of the Education System and the Barcelona Education Consortium.		
Reference value	Catalan 91.5% Spanish 91.2% English 88.2% Mathematics 87.8% Science and Technology 87.4% (2015-2016 school year)	Target value 2029-2030	Above 95% in all the subjects
Analysis perspective	District/Type of centre/Large neighbourhood/Gender		

ODSBCN-412 ESO graduation rate broken down by district, the percentage difference between the best and worst performing districts for graduation rate

Origin	Adapted from the UN and also included in the Strategy for Inclusion and Reducing Social Inequalities 2017-2030		
Source	Produced by the Barcelona Child and Adolescence Institute (IIAB-IERMB) with data from the Higher Council for the Assessment of the Education System and the Barcelona Education Consortium.		
Reference value	20.1 points (2015-2016 school year)	Target value 2029-2030	Less than 10 points
Analysis perspective	District/Type of centre/Large neighbourhood/Gender		

Results for compulsory education (I)



INDICATOR 411A: Catalan: basic skills above 95%

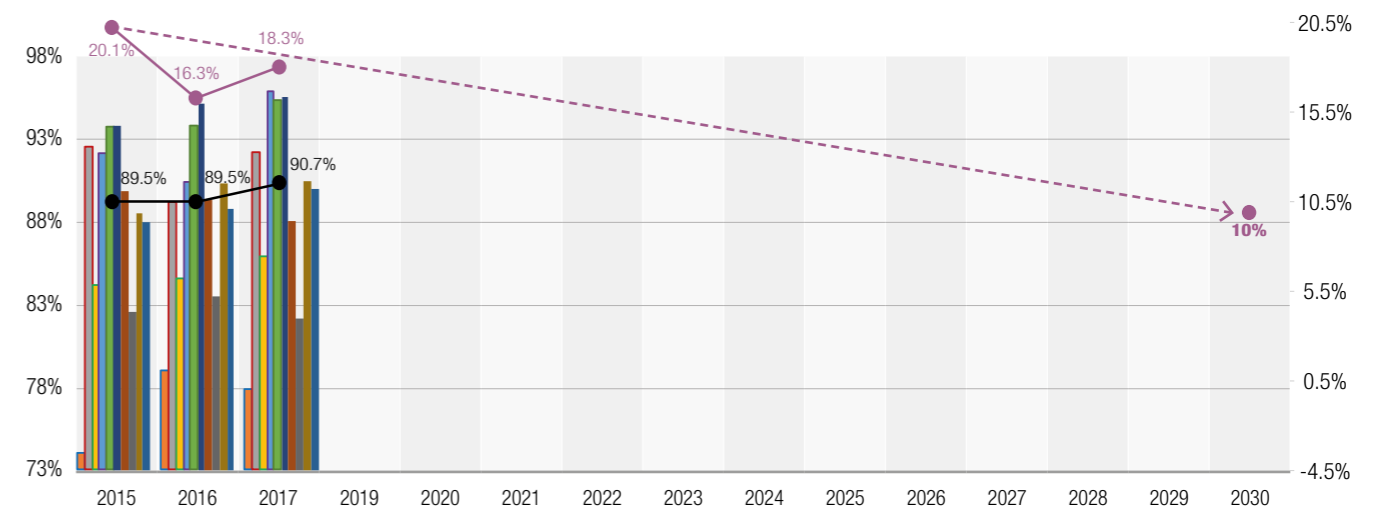
INDICATOR 411D: Mathematics: basic skills above 95%

INDICATOR 411B: Spanish: basic skills above 95%

INDICATOR 411E: Science and technology: basic skills above 95%

INDICATOR 411C: English: basic skills above 95%

Results for compulsory education (II)



INDICATOR 2: Less than a 10% gap between the districts with the highest and lowest graduation rates

- Ciutat Vella
- Sants-Montjuïc
- Sarrià-Sant Gervasi
- Horta-Guinardó
- Sant Andreu
- Eixample
- Les Corts
- Gràcia
- Nou Barris
- Sant Martí

4.2.

By 2030, increase schooling in the 1-3 age group, ensuring that this increase focuses especially on the children of families with a low socio-economic level



Nearly universal schooling for children aged 3-6 is now an established conquest for our education system. In Barcelona, it makes sense to focus this target on the 0-3 age group, where nursery schools can play a very important role in the children's education, in addition to family work-life balances. The Childhood and Citizen Focus Strategy 2017-2020 sets as its objective that no family should have to allocate more than 7.5% of the family income to paying for nursery school, so that the cost does not become an impediment to accessing the service. In order to provide better cover for the demand, the priority is to create 10 new municipal nursery schools and five new municipal family centres, which complement and reinforce the nursery school system. In educational terms, the school year for 2 to 3 year olds (P2) is the most important, especially for children that come from families with little cultural capital and/or have a mother language that is very different from the one they will have to use at school. However, school attendance is more intense in families with a medium and high socio-economic level, and between 2007 and 2018, this difference increased. Measures such as the social pricing of nursery schools should help to reverse this situation.

Operational target: Establish the school attendance rate for one-year-olds at above 60%, and for two-year-olds at over 80%, while halving the difference in school attendance rates for two-year-olds between the districts with the highest and lowest rates

Key indicators:

ODSBCN-421 School attendance rate for one-year-old children			
Origin	Own		
Source	Barcelona Child and Adolescence Institute (IIAB-IERMB) with data from the Municipal Institute of Education (IMEB)		
Reference value	48.4% (2015-2016 school year)	Target value 2029-2030	Above 60%
Analysis perspective	District and Large neighbourhood/Family origin		

ODSBCN-422 School attendance rate for two-year-old children			
Origin	Own		
Source	Barcelona Child and Adolescence Institute (IIAB-IERMB) with data from the Municipal Institute of Education (IMEB)		
Reference value	48.4% (2015-2016 school year)	Target value 2029-2030	Above 80%
Analysis perspective	District and Large neighbourhood/Family origin		

ODSBCN-423 The differential in the school attendance rate for two-year-old children between the districts with the highest and lowest rates

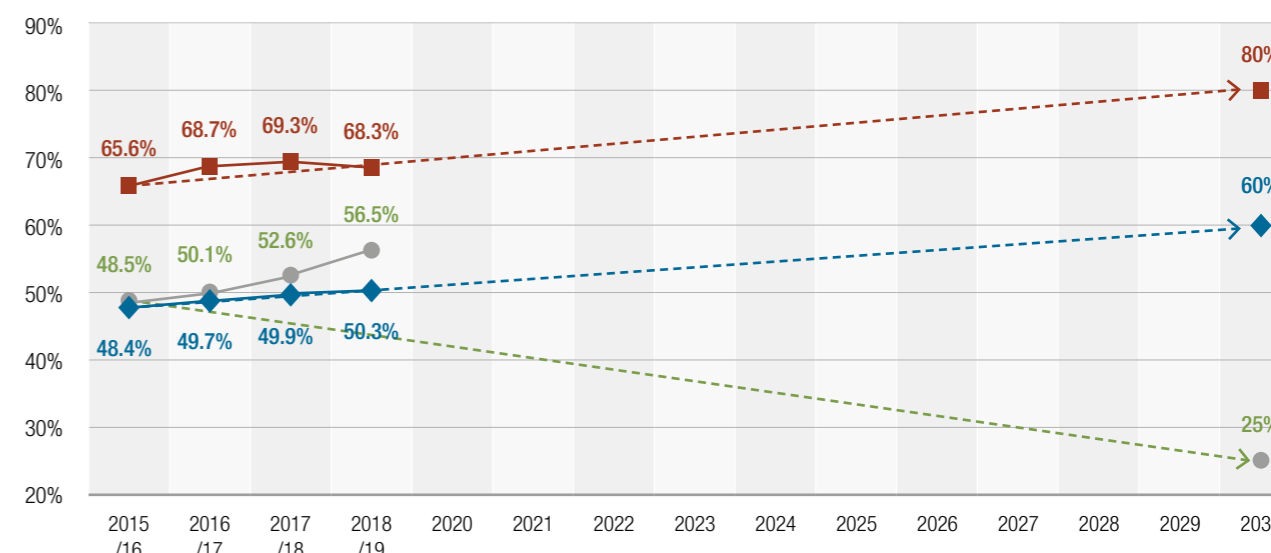
Origin	DIBA-PEMB		
Source	Barcelona Child and Adolescence Institute (IIAB-IERMB) with data from the Municipal Institute of Education (IMEB)		
Reference value	48.5 points (2015-2016 school year)	Target value 2029-2030	Less than 25 points
Analysis perspective	District and Large neighbourhood/Family origin		

Education in stage 1-3

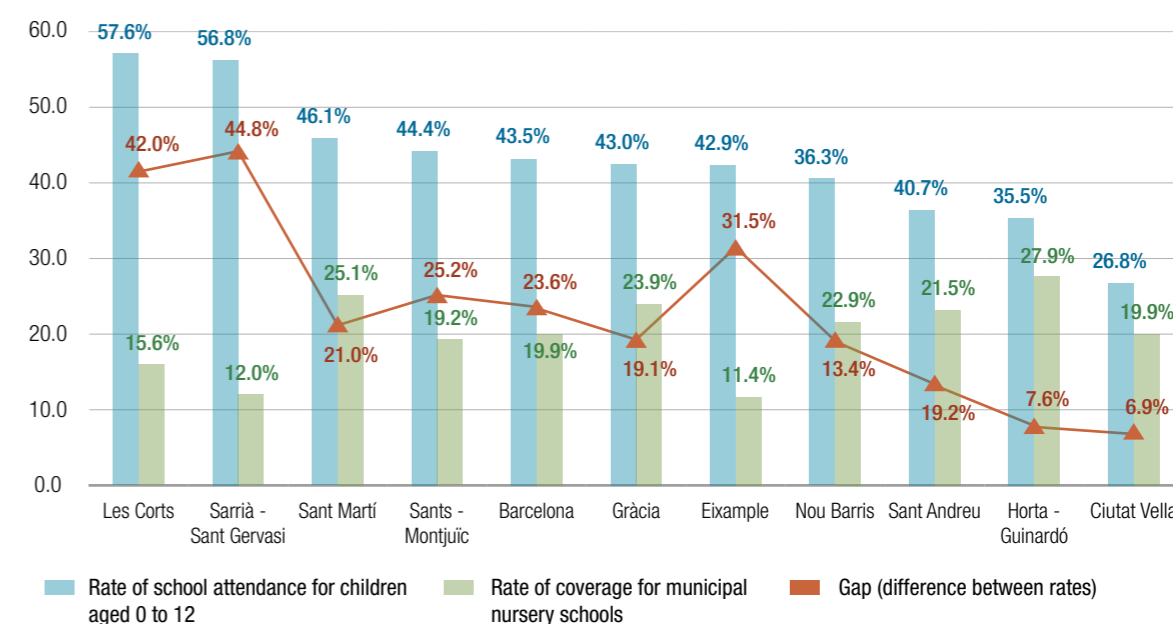
INDICATOR 421: Get the 1-year-old (P1) school attendance rate to above 60%

INDICATOR 422: Get the 2-year-old (P2) school attendance rate to above 80%

INDICATOR 423: Reduce the gap between the districts with the highest and lowest P2 school attendance rate to less than 25%



Rate of school attendance versus municipal coverage rate by district (2017)



4.3.

By 2030, more than 60% of young adults with higher qualifications



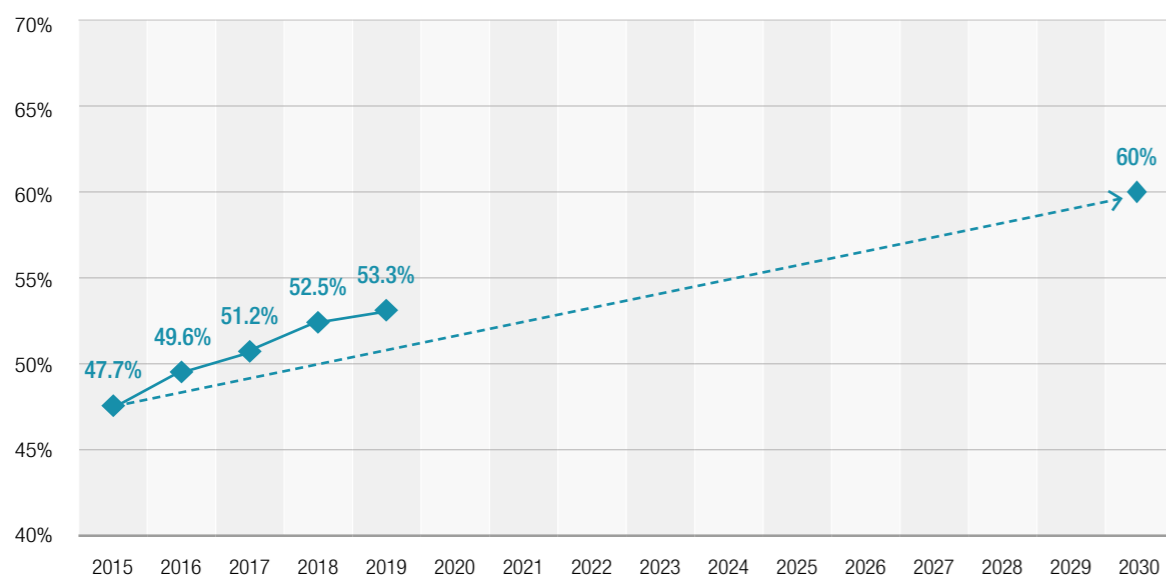
The Europe 2020 Strategy establishes as a target that the percentage of people with higher-education qualifications should reach 40%. In 2019 in the EU of 28 members, 41.6% of people aged between 30 and 34 had achieved this level of education. In Spain, the figure was slightly higher, at 44.7%, while in the specific case of Barcelona, it rose to 53.3%. This is a value that shows a constant year-on-year increase. For a city that hopes to renew its economic base via economic sectors that are intensely knowledge-based, this is good news. For the 2030 horizon, the achievement of a simply quantitative target seems to be on track. The idea is to maintain this growth and seek to correct certain imbalances, such as the significant under-representation of certain social groups in universities, or the lack of women on courses known as STEM subjects (sciences, technology, engineering and mathematics). In order to focus on and measure this, new indicators must be created.

Operational target: Achieve a figure of over 60% of people aged between 30 and 34 who have successfully completed university degrees or an advanced vocational qualification

Key indicator:

ODSBCN-431 Proportion of people between the ages of 30 and 34 who have a higher-education qualification (university or advanced vocational qualification)			
Origin	Eurostat		
Source	Produced by the Barcelona Institute of Regional and Metropolitan Studies (IERMB) based on the Municipal Data Office's (OMD) Department of Statistics and Data Dissemination		
Reference value	47.7% (2015)	Target value 2030	Over 60%
Analysis perspective	District/Gender/Family origin		

Population with higher-education qualifications



INDICATOR 431: 60% of people aged 30 to 34 with a higher-education qualification (university studies or Advanced Vocational Training)

4.4.

By 2030, four out of every five young people will have completed some type of post-obligatory training



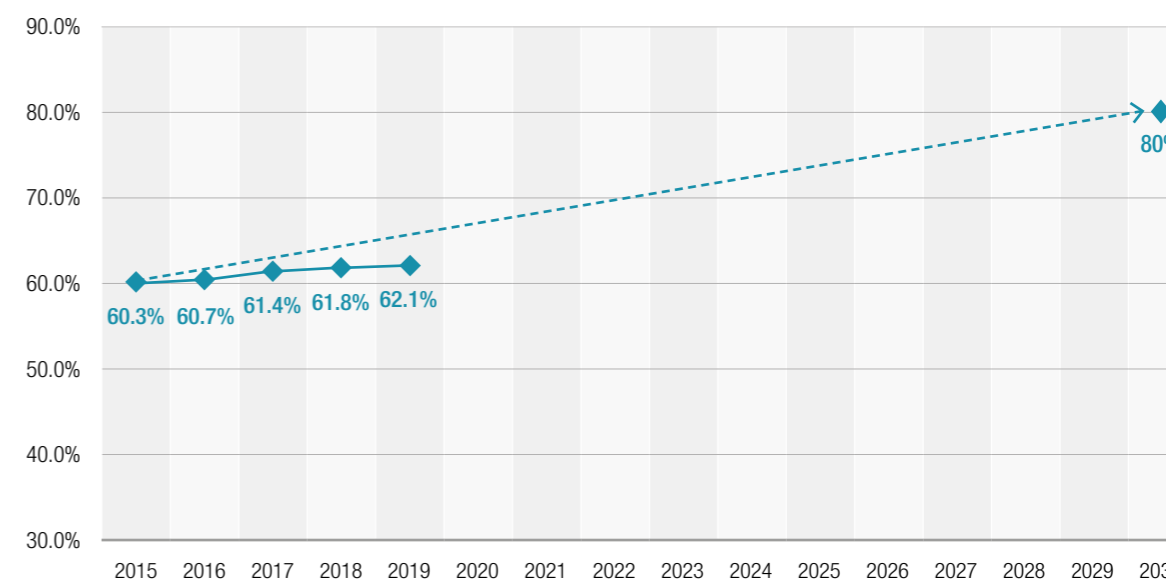
In Barcelona, in 2019, 62% of people aged between 20 and 24 had at least a higher secondary school (Batxillerat) or Intermediate Vocational qualification. While Barcelona was far above the European average for higher education, the opposite was true for intermediate levels. It must be taken into account that the Europe 2020 Strategy establishes the objective at 82% of people aged between 20 and 34 achieving at least this level of education. Our range of young people with intermediate education is so narrow that employment opportunities in certain jobs of a technical nature are lost. Establishing a post-compulsory education target at 80% seems to be necessary in all senses: educational, economic and social.

Operational target: Achieve a figure of over 80% of people aged between 20 and 24 who have successfully completed at least a higher secondary school (Batxillerat) or Intermediate Vocational qualification

Key indicator:

ODSBCN-441 Proportion of people between the ages of 20 and 24 who have at least a higher secondary school (Batxillerat) or Intermediate Vocational qualification			
Origin	Own		
Source	Produced by the Barcelona Institute of Regional and Metropolitan Studies (IERMB) based on the Municipal Data Office's (OMD) Department of Statistics and Data Dissemination		
Reference value	60.3% (2015)	Target value 2030	Above 80%
Analysis perspective	District/Gender/Family origin		

Post-compulsory education



INDICATOR 441: 80% of people aged 20 to 24 with a post-compulsory education qualification (Higher secondary school or Intermediate Vocational Training)

4.5.

By 2030, everyone will have the same educational opportunities




In order to achieve the 2030 Agenda, it is essential to ensure equal opportunities and eradicate any type of educational discrimination, due to gender, family origin, disability or for any other reason. To be effective, equal opportunities must eventually have some kind of impact on the results. Various Barcelona 2030 Agenda targets, for SDG 4 and others, such as 1 and 10, have made this 'umbrella target' their own. Target 4.5. aims to hammer home equal opportunities by dealing with two crucial factors in educational inequality. Firstly, we are speaking about socio-economic and socio-cultural bias, which starting from a certain threshold, lead to educational segregation. And secondly, about the very diverse levels of access, equipment and support for making the best use of remote learning. COVID-19 has revealed the harsh reality of the 'digital gap' among students, and made correcting this more necessary than ever.

Operational target: Reduce educational segregation and ensure that all students have the conditions they need to make the best of digital and online learning (access, devices and effective adult support)

Key indicators:

ODSBCN-451 Educational segregation indicator			
Origin	Pending identification		
Source	Barcelona Education Consortium		
Reference value	Pending	Target value 2030	Pending
Analysis perspective	District/Gender/Family origin		

ODSBCN-452 The proportion of children and adolescents who live in households with the conditions needed to make good use of digital and online learning			
Origin	Own		
Source	Barcelona Socio-demographic Survey (ESD), 2020 edition		
Reference value	Not available until 2021	Target value 2030	To be determined
Analysis perspective	District/Gender/Family origin		



4.6.

By 2030, most of Barcelona's population will be able to function in three languages: Catalan, Spanish and English



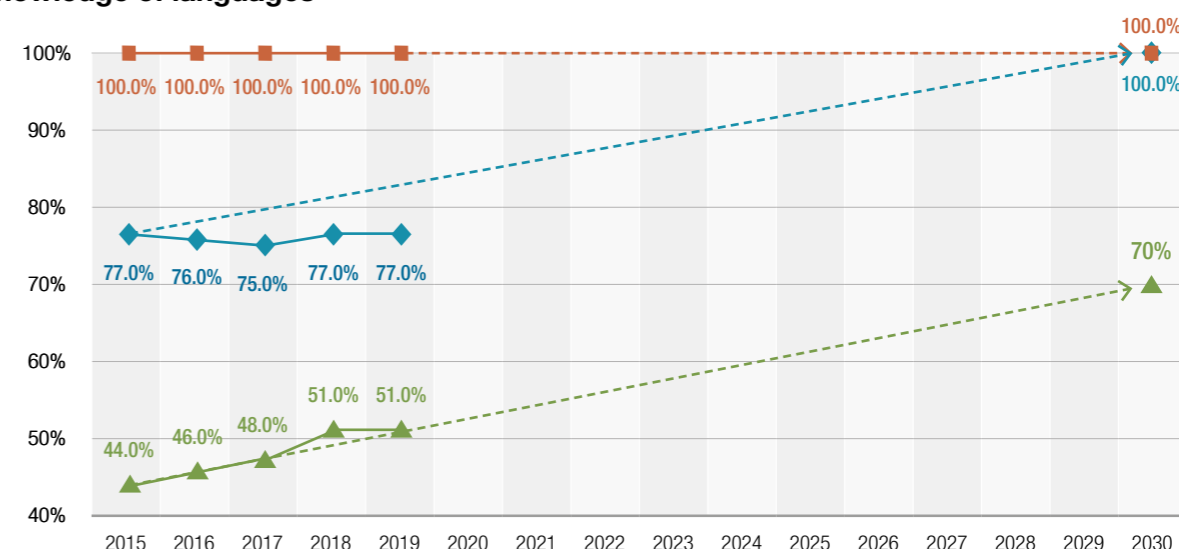
Starting from literacy levels of almost 100%, the UN's Target 4.6 must be interpreted in other terms, better suited to the context and needs of the city. As Barcelona is the capital of one language, while being bilingual and fully open to the world, we consider that achieving a high level of knowledge in the three languages – our own language, our adopted language and the global language – is a necessary target for the proper development of educational, cultural and professional activities.

Operational target: Ensure that 100% of Barcelona's population can speak Catalan and Spanish, and that over 70% can speak English.

Key indicator:

ODSBCN-461 Proportion of people over the age of 17 who consider that they can speak a) Catalan, b) Spanish, c) English			
Origin	Own		
Source	Municipal Services Survey (ESM) (https://ajuntament.barcelona.cat/ca/informacio-administrativa/registre-enquestes-i-estudis-opinio)		
Reference value	Catalan: 76.7% Spanish: 100% English: 41.6% (2015)	Target value 2030	Catalan: 100% Spanish: 100% English: Over 70%
Analysis perspective	District/Gender/Age/Family origin		

Knowledge of languages



INDICATOR 461A: 100% of the adult population consider that they can speak Catalan

INDICATOR 461B: 100% of the adult population consider that they can speak Spanish

INDICATOR 461C: 100% of the adult population consider that they can speak English

4.7.

By 2030, educational and awareness-raising action on sustainable development and human rights will be available at all education centres



It is essential for students to have knowledge and awareness about the enormous challenges that humanity is facing in the 21st century, which the 2030 Agenda is concerned with. Beyond the inclusion of these subjects in the normal educational curriculum, Barcelona has various instruments to convey this complex situation in a language that is easy to understand and meaningful for students. One of them is the Sustainable Schools network, which has been promoting sustainability projects in schools since 2002. Now the idea is to extend this programme to all of Barcelona's education centres within a decade. The second is the programme to raise awareness about children's rights. Knowledge about their own rights is also a specific children's right, recognised by the 1989 Convention, the Catalan Education Law – LEC 2009 – and, implicitly, by the LDOIA 2010. Lastly, it is necessary to consider the importance of education for global justice, which transmits basic knowledge about fostering peace, human rights, sustainability and gender equality from a critical perspective.

Operational target: Ensure that 100% of education centres are members of the More Sustainable Schools network in order to carry out educational and awareness-raising actions concerning sustainable development, for 70% or more of students to know about the Children's Rights Convention and for the number of Education for Global Justice Strategy projects to be maintained, in both formal and non-formal contexts, in collaboration with the territory's organisations and community networks.

Key indicators:

ODSBCN-471 Proportion of education centres that are members of the More Sustainable Schools network (including, nursery, infant, primary, compulsory-secondary (ESO), vocational training, special, higher-secondary and adult schools).

Origin	Own (Included in ISB, indicator 9.2).		
Source	Barcelona Sustainability Indicators (ISB) Annual Report https://www.barcelona.cat/barcelonasostenible/sites/default/files/Indicadors/Indicadors2018/2018_informe_indicadors_sostenibilitat-bcn_0.pdf		
Reference value	35.6% (2015)	Target value 2030	100%
Analysis perspective	District		

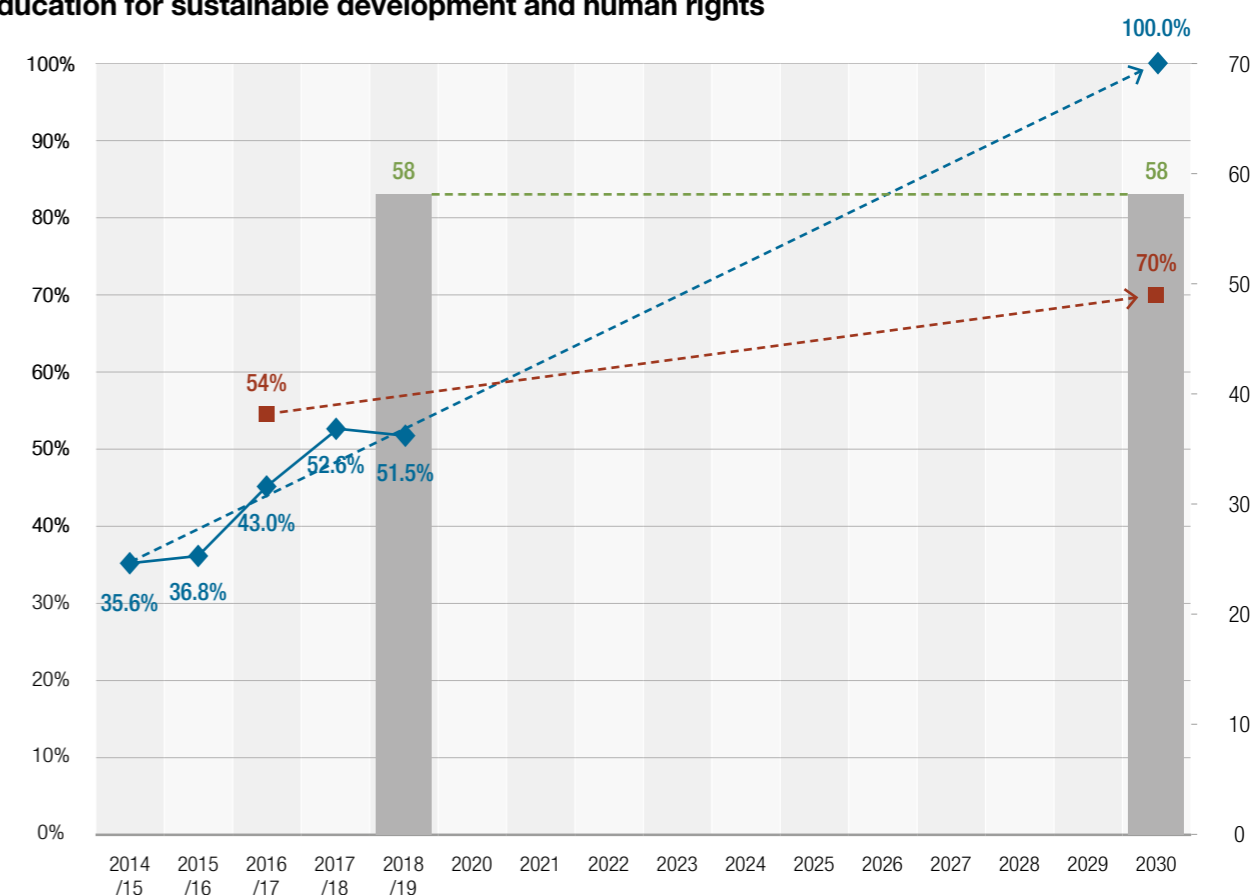
ODSBCN-472 Proportion of children who state they know their rights, as established in the Children's Rights Convention, at the end of their primary education (6th year)

Origin	Own		
Source	Childhood and Adolescence Institute (IIAB-IERMB) using data from the Barcelona Subjective Well-being of Children Survey		
Reference value	54% (2017)	Target value 2030	70% or more
Analysis perspective	District		

ODSBCN-473 The number of Education for Global Justice projects that promote critical education and foster peace, human rights, sustainability and gender equality

Origin	Own		
Source	Global Justice programme report		
Reference value	58 (2019)	Target value 2030	58

Education for sustainable development and human rights



INDICATOR 471: 100% of education centres take part in environmental-education projects in the 'More Sustainable Schools' network

INDICATOR 472: Over 70% of students understand the Convention on the Rights of the Child when they finish primary school

INDICATOR 473: Maintain the Education for Global Justice projects

4.a.

By 2030, all children with learning difficulties will have access to a specialised resource or centre to foster their early development



All Barcelona schools are part of an inclusive approach and all of them are involved, in one way or another, in the inclusion of children with special educational needs. This is to ensure that all the demand for early attention is adequately covered. The Municipal Institute for People with Disabilities manages two children's development and early-attention centres (CDIAP), associated with the Government of Catalonia's Early-Attention Services network. They offer prevention, detection, diagnosis and treatment for children up to the age of 6 who present developmental difficulties and disorders, as well as intervening in risk situations that might cause them.

Operational target: To be prepared

Key indicator:

ODSBCN-4a1 To be determined			
Origin	Own		
Source	To be determined		
Reference value	Pending	Target value 2030	Pending
Analysis perspective	District		

4.b.

Develop international cooperation in the area of education



Operational target: Maintain the budgetary effort in support of educational projects, both formal and non-formal, located in cities

Key indicator:

ODSBCN-4b1 Resources of the municipal Global Justice programme, allocated to the objective of improving education	
Origin	Own
Source	Global Justice programme report
Reference value	€947,841 (2019)
Analysis perspective	Geographical area/Type of project

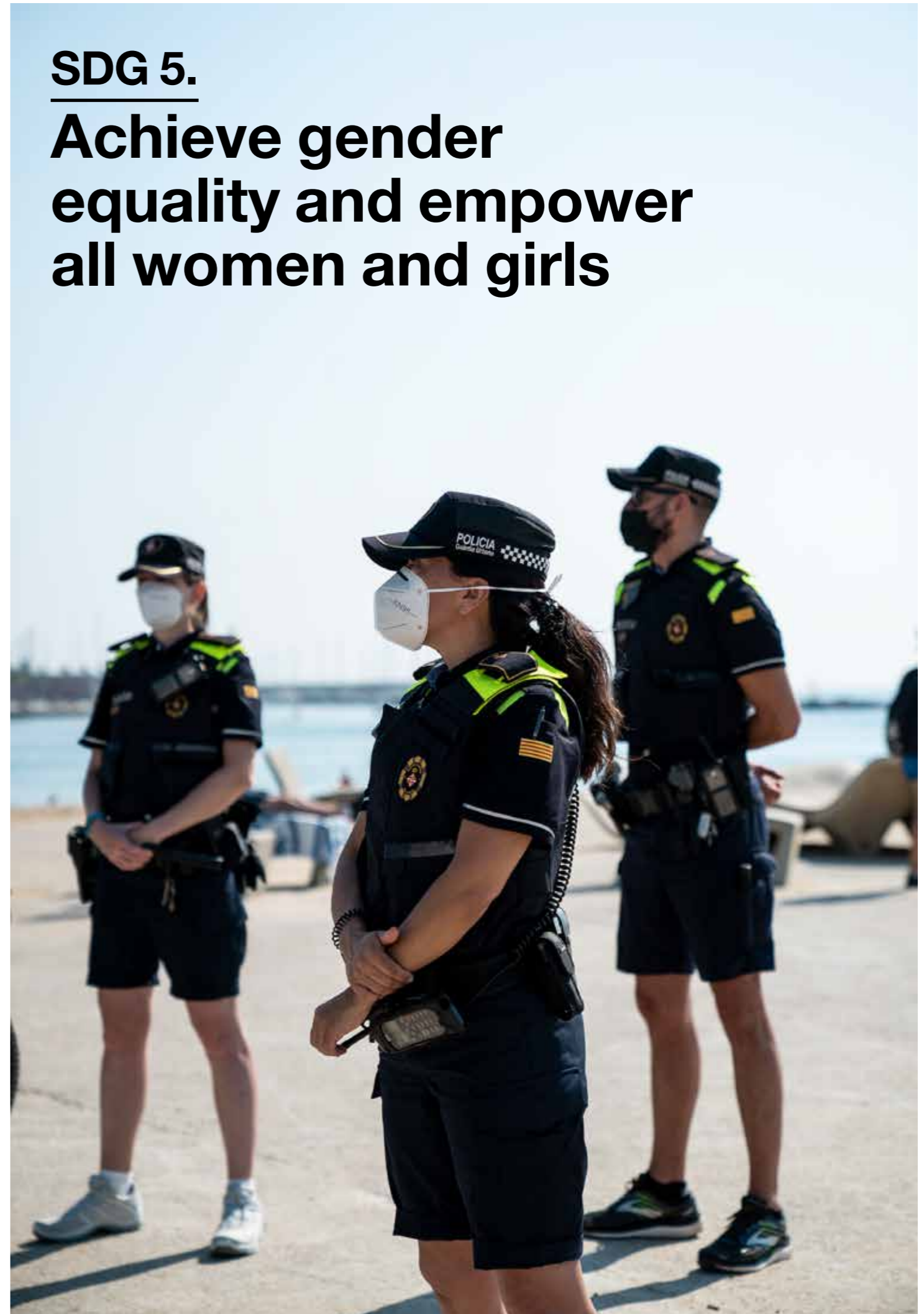


Goal 5

Gender equality



SDG 5. Achieve gender equality and empower all women and girls



Localisable UN targets:

- 5.1. End all forms of discrimination against all women and girls everywhere in the world.
- 5.2. Eliminate all forms of violence against all women and girls in public and private spheres, including human trafficking and sexual exploitation, as well as other kinds of exploitation.
- 5.3. Eliminate all harmful practices, such as child, early and forced marriages, as well as female genital mutilation.
- 5.4. Recognise and value unpaid care and domestic work, through the provision of public services, infrastructure and the formulation of social protection policies, as well as promoting shared responsibility within the household and the family, as nationally appropriate.
- 5.5. Ensure women's full and effective participation and equal opportunities for leadership at all levels of decision-making in political, economic and public life.
- 5.6. Ensure universal access to sexual and reproductive healthcare and reproductive rights, as agreed in accordance with the Programme of Action of the International Conference on Population and Development, the Beijing Platform for Action and the outcome documents of the respective review conferences.
 - 5.a. Undertake reforms that provide women with the right to economic resources under equal conditions, as well as access to property and the control of lands and other assets, financial services, inheritance and natural resources, in accordance with national legislation.
 - 5.b. Improve the use of instrumental technology, in particular information and communication technologies, in order to foster the empowerment of women.
 - 5.c. Adopt and strengthen successful policies and applicable laws to promote equality between genders and the empowerment of women and girls at all levels.

Municipal strategies and plans considered for the localisation of SDG 5

- Gender Justice Plan 2016-2020.
- Barcelona Circuit against Gender Violence.
- Sustainable Public Procurement Decree (gender equality clauses).
- Joint Strategy on Sexual and Reproductive Health.
- Strategy against the Feminisation of poverty in the City 2016-2024.
- Strategy for Inclusion and Reducing Social Inequalities 2017-2030.
- Gender mainstreaming in Barcelona City Council.
- Government Measure for Democratising Care Work 2017-2020.
- Barcelona Cooperation for Global Justice Master Plan 2018-2021.
- Strategic Plan against Sexism in the City 2017-2022.
- Municipal Plan for Sexual and Gender Diversity (2016-2020).
- Plan for a Comprehensive Approach to Sex Workers: ABITS Plan.
- The STEAM Barcelona Programme, for fostering scientific and technological vocations and reducing the digital gap with a gender perspective.
- The Coordination Protocol among various municipal services faced with human trafficking situations (2019).
- Forging Alliances: Barcelona, a city free of gender violence (Government Measure).
- Barcelona City Council's Third Equal Opportunities Plan 2019-2023.



Barcelona Targets

5.1.

By 2030, eradicate forms of gender discrimination and reduce their impact on equality




Discrimination for reasons of gender is a multi-dimensional phenomenon that cannot be adequately measured through one or just a few indicators. For this reason, the European Institute for Gender Equality created the Gender Equality Index, a composite indicator that includes information from 31 basic indicators, distributed in six areas: Work, Money, Knowledge, Time, Power and Health. Until now, it has been calculated by EU member states (<https://eige.europa.eu/gender-equality-index/2019>) and by Catalonia, which scored 70.9 points in 2018. This is above the average figure for the EU (67.4), but well below the best-placed country, which was Sweden (83.6). The trajectory, vocation and resources that Barcelona can bring to bear on gender equality makes it possible to set an ambitious horizon target for 2030: to exceed the results of the most advanced country and get as close as possible to 100 points.

Operational target: Get the Gender Equality Index to above 85 points

Key indicator:

ODSBCN-511 Gender Equality Index 0-100			
Origin	European Institute for Gender Equality (https://eige.europa.eu/gender-equality-index/about)		
Source	Various (The OMD's Department of Statistics and Dissemination of Data and various registries)		
Reference value	70.1 in Spain and 70.9 in Catalonia (2018). Pending a calculation of the index for Barcelona	Target value 2030	Above 85
Analysis perspective	District/Age/Income/Nationality		



5.2.

By 2030, eradicate gender violence in Barcelona



Gender violence is a structural phenomenon that causes enormous personal and social suffering. We need to combine all possible efforts so that by 2030, this type of violence has become a residual phenomenon that is close to extinction in Barcelona.

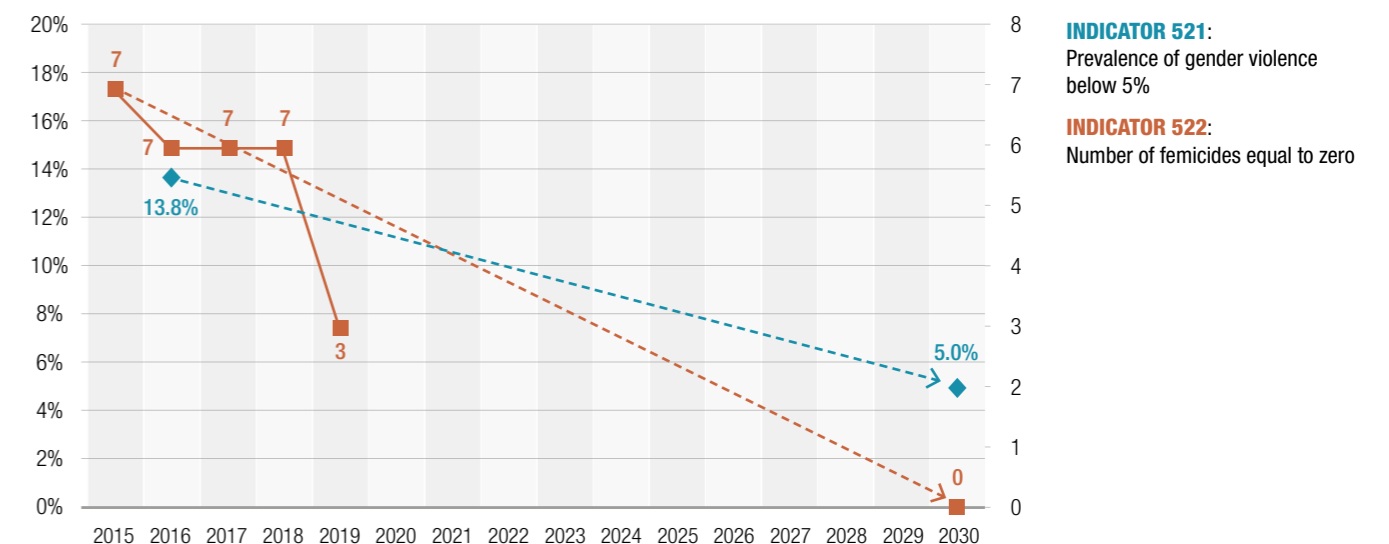
Operational target: Get the annual prevalence rate for gender violence down to less than 5% and the number of femicides down to zero

Key indicators:

ODSBCN-521 The percentage of women over the age of 16 who have suffered a situation of gender violence (excluding comments, sexual gestures and exhibitionism) within the last year			
Origin	Adapted from the UN		
Source	Survey on Gender Violence in Catalonia, own production and sample data from Barcelona (https://ajuntament.barcelona.cat/dones/sites/default/files/documentacio/17_661_web_bcn_v2.pdf)		
Reference value	13.8% (2016)	Target value 2030	Below 5%
Analysis perspective	District/Age/Income/Nationality		

ODSBCN-522 The number of women murdered, victims of gender violence			
Origin	Adapted from the UN		
Source	General Council of the Judiciary (http://www.poderjudicial.es/cgpj/es/Temas/Estadistica-Judicial/Estadistica-por-temas/Datos-penales--civiles-y-laborales/Violencia-domestica-y-Violencia-de-genero/Datos-sobre-Violencia-sobre-la-mujer-en-la-estadistica-del-CGPJ/)		
Reference value	7 (2015)	Target value 2030	0
Analysis perspective	District/Age/Income/Nationality		

Gender-based violence



5.3.

Develop programmes to combat the human trafficking and sexual exploitation of women and girls, and against gender violence in countries receiving Official Development Assistance



Human trafficking and the sexual exploitation of women are problems that are largely generated in the city's connection with the rest of the world. Tackling the problem necessarily involves an internal component, of combating the crime and protecting the victims, and an external component, expressed in programmes against gender violence addressed to countries receiving Official Development Assistance.

Operational target: Consolidate the Municipal Unit Against Human Trafficking (UTEH) and maintain the budgetary effort for projects against gender violence and the human trafficking and sexual exploitation of women and girls in countries receiving the ODA, increasing the links and coordination of projects with local administrations and educational campaigns in the Prevention of Gender Violence (PGV)

Key indicators:

ODSBCN-531 Family units assisted by the Municipal Unit Against Human Trafficking (UTEH), victims of sexual exploitation and human trafficking for reasons of sexual exploitation			
Origin	Own		
Source	2017 UTEH Report (https://ajuntament.barcelona.cat/bcnantimasclista/sites/default/files/informe_uteh_2017_cat.pdf)		
Reference value	105 (2017)	Target value 2030	To be determined
Analysis perspective	Age/Nationality		

ODSBCN-532 Resources of the municipal Global Justice programme allocated to combating gender violence in countries receiving ODA			
Origin	Own		
Source	Global Justice programme report		
Reference value	€605,871 (2019)		
Analysis perspective	Geographical area/Type of project		

ODSBCN-533 Specialist personnel in member cities involved in specialist exchange programmes concerning the fight against gender violence			
Origin	Own		
Source	Global Justice programme report		
Reference value	8 specialists (2019)	2030 target	10 specialists

5.4.

By 2030, achieve shared responsibility in housework and care work, both within families and between families, companies and public administration



Traditionally, caring for people and domestic tasks have not been given the recognition their social and economic value deserves. Moreover, caring for a dependent person, albeit a close relative, is an arduous task which is not easily compatible with a professional life. When this responsibility is taken on by one person alone, without any type of support, the harmful effects on the carer's health can be significant. And the fact that it is mostly women who take on this kind of work is something that reflects, and also reinforces, the structural gender inequalities that are present in the city. However, this has not stopped an increasing number of women joining the formal job market, something which, combined with the ageing population, has caused a crisis in the traditional model of care and reproductive work (as established in the Government Measure 'For the Democratisation of Care'). Overcoming this crisis in a socially sustainable way involves greater social recognition and a more equitable sharing of roles and burdens associated with domestic work and care. Both within families and between families, the job market and the state. The Strategy for Inclusion and Reducing Social Inequalities 2017-2030 has set as a target that no one should single-handedly look after an elderly or disabled person who needs care. This involves a highly significant municipal commitment in services and resources, but also greater involvement from men.

Operational target: Achieve that no one should have to single-handedly look after an elderly or disabled person who needs care, reducing the gender gap in terms of both housework and care work, increasing the degree of cover provided by public benefits, in order to finance care needs, as well as improving the degree of involvement of companies in fostering shared responsibility

Key indicators:

ODSBCN-541 The percentage of people who look after a dependent person without any support			
Origin	Own (included in the Strategy for Inclusion and Reducing Social Inequalities 2017-2030)		
Source	Barcelona Health Survey (https://www.aspb.cat/wp-content/uploads/2018/07/Enquesta-salut-Barcelona-2016-17.pdf)		
Reference value	8% (2016)	Target value 2030	0
Analysis perspective	Gender/Age/District		

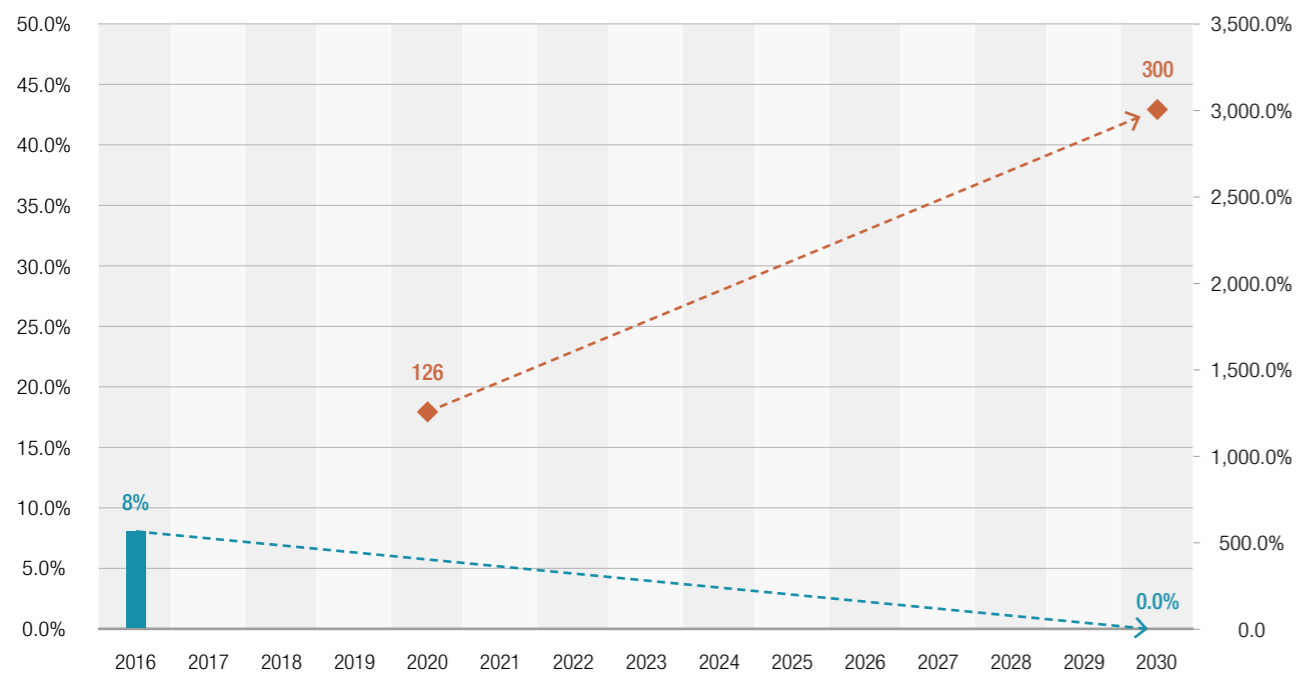
ODSBCN-542 Gender gap in care work			
Origin	Adapted from Eurostat		
Source	Health Survey of Catalonia 2019 and the Survey on Use of Time 2020-2021		
Reference value	Pending the acquisition of reference values	Target value 2030	Pending (to be determined from reference values)
Analysis perspective	District/Age		

ODSBCN-543 Gender gap in housework			
Origin	Adapted from the UN		
Source	Health Survey of Catalonia 2019 and the Survey on Use of Time 2020-2021		
Reference value	Pending the acquisition of reference values	Target value 2030	Pending (to be determined from reference values)
Analysis perspective	District/Age		

ODSBCN-544 Cover of dependency benefits			
Origin	Own		
Source	Pending the creation of the indicator and identifying the source		
Reference value	NA	Target value 2030	Not available
Analysis perspective	District		

ODSBCN-545 The number of companies and organisations that are members of the NUST (New Social Uses of Time) network			
Origin	Own		
Source	NUST network (http://www.bcn.cat/barcelonainclusiva/ca/xarxa11.html)		
Reference value	126	Target value 2030	300
Analysis perspective	Size of company/Sector		

Shared responsibility in the home and for care



INDICATOR 541: No one will have to look after a dependent person without any support

INDICATOR 545: A minimum of 300 companies and organisations must form part of the NUST network



5.5.

By 2030, break the glass ceiling for women in Barcelona, achieving parity in political, economic and social representation and leadership posts



In spite of the progress made in recent decades, and especially since the proclamation of gender-equality laws, there is still a long way to go in order to achieve true parity in representative and leadership posts in the city. Women are increasingly present in companies, social organisations and political institutions, but this presence is not proportionately reflected at an executive level, where decisions are made. The horizon for this target has to be parity in all social spheres. This involves breaking the 'glass ceiling' that prevents women's growth and progress in public spheres where they have been active for a long time.

Operational target: Maintain gender parity (between 40 and 60%) in political-representative and executive posts at Barcelona City Council. increasing the number of women who run public cultural facilities, and achieve that the companies affected by the Equality Act achieve parity in their management boards and executive structure

Key indicators:

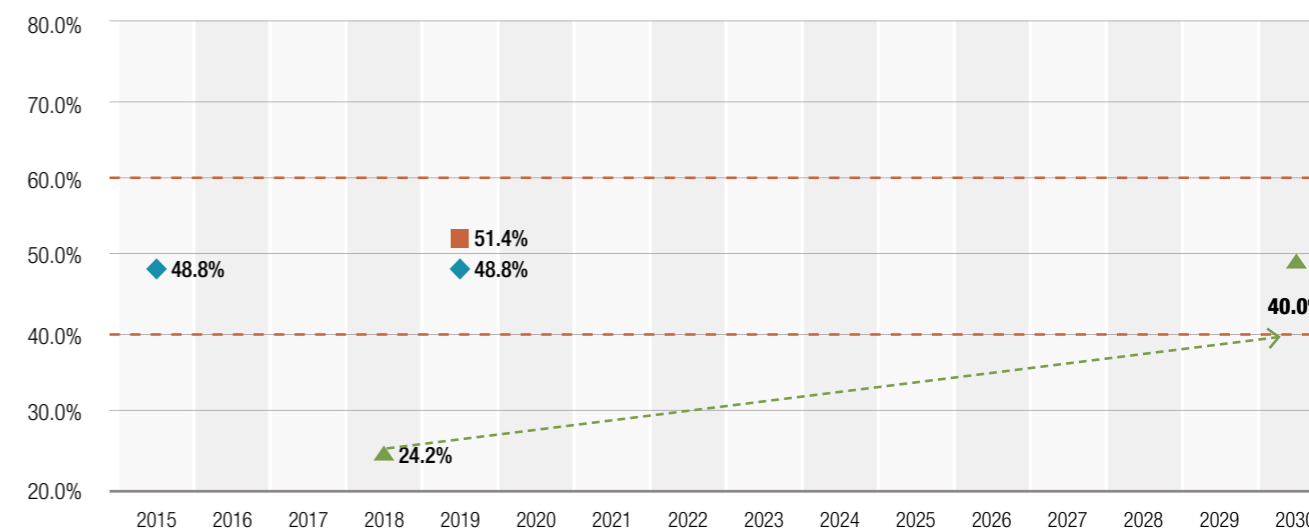
ODSBCN-551 Proportion of women in the Full Council of Barcelona City Council			
Origin	Adapted from the UN and Eurostat		
Source	The OMD's Department of Statistics and Dissemination of Data (https://www.bcn.cat/estadistica/catala/dades/telec/loc/loc19/t34.htm)		
Reference value	48.8% (elections in May 2019)	Target value 2030	Between 40% and 60%
Analysis perspective	Candidacy		

ODSBCN-552 Proportion of women in Barcelona City Council government and manager's office posts			
Origin	Adapted from the UN and Eurostat		
Source	The OMD's Department of Statistics and Dissemination of Data		
Reference value	51.4% (start of 2019-2023 term of office)	Target value 2030	Between 40% and 60%
Analysis perspective	Government sector or thematic area		

ODSBCN-553 Proportion of public cultural facilities (municipal or associated) run by women			
Origin	Own		
Source	Survey on Cultural Participation and Cultural Needs in Barcelona (https://barcelonadadescultura.bcn.cat/nova-enquesta-de-cultura-a-barcelona/)		
Reference value	Pending calculation (2019)	Target value 2030	To be determined
Analysis perspective	Sector		

ODSBCN-554 Proportion of women in decision-making posts in companies			
Origin	Adapted from INE		
Source	Survey on gender equality in companies (http://www.donaempresaeconomia.org/enquesta-a-les-empreses-sobre-igualtat-de-gener/)		
Reference value	At present, only available for the Province of Barcelona: 24.2% (2018)	Target value 2030	Over 40%
Analysis perspective	Type of company and sector		

Parity in representation and leadership posts




INDICATOR 1: Number of women in the Full Council: between 40% and 60%

INDICATOR 2: Municipal government and manager's office posts: between 40% and 60%

INDICATOR 3: Women in decision-making positions in companies: above 40%

- ◆ Proportion of women in Barcelona's Full Council
- Proportion of women in City Council government and manager's office posts (start of 2019-2023 term of office)
- ▲ Proportion of women in decision-making posts in companies (provincial)



5.6. Is considered to be part of Target 3.7. (SDG for Health and Well-Being)

(3.7. Develop training, support and accompaniment policies for women in order to avoid early maternity in adolescence (15-19) and foster desired emancipation at an adult age)

5.a. Is considered to be part of Targets 5.1. and 8.5. (gender wage gap)

5.b. By 2030, achieve gender equality in the use of ICTs



In an increasingly digitalised society, gender equality also logically involves ensuring gender equality in the use of ICTs or, in other words, eliminating the digital gender gap. This means fostering the digital empowerment of women, which involves taking into consideration things like access to devices, connection, the reason for use, the type of tools used, etc. For example, a municipal survey in 2019 showed a significant differential in the use of networks associated with creating opinion and social promotion, such as Twitter and LinkedIn, which favoured men. We also know that women are under-represented in the ICT sector, as well as in science and technology. Globally, this requires greater attention and having the tools to measure and affect this multi-dimensional phenomenon.

Operational target: Progressively increase the index of digital empowerment in women


Key indicator:

ODSBCN-5b1 Index for digital empowerment in women (a multi-dimensional index that includes access to devices, connection, knowledge, the type of tools used, the reason for use, e.g. the percentage of women users of Decidim).

Origin	Own		
Source	Pending creation of the indicator and identifying sources (various surveys and registries)		
Reference value	Pending definition	Target value 2030	Pending definition
Analysis perspective	District, Age, Origin		

5.c.

Implement and update the regulations and plans for gender equality in the City Council



The City Council has a series of current regulations and action plans that cover the thematic range of the policy for equality and against gender discrimination. It is important for these plans to be implemented, evaluated and renewed in accordance with the changing needs of the context and the learning achieved.

The successful implementation of these plans should make a strong contribution so that within a decade, equal opportunities and non-discrimination become a guaranteed reality in all social areas, but without losing sight of the fact that some of the main problems, such as the wage gap and gender violence, can only be resolved with the involvement of all administrations and society as a whole.

Operational target: Implement the Plan for Gender Justice 2016-2020 and its successive updates during the 2020-2030 period


Key indicator:

ODSBCN-5c1 Degree of implementation of the successive plans for gender justice			
Origin	Own		
Source	Directorate of Gender Services and Time Policies (https://ajuntament.barcelona.cat/dones/sites/default/files/documentacio/seguiment_del_pla_per_la_justicia_de_genere_2018-2020.pdf)		
Reference value	85% of the 2016-2020 Plan's actions finalised or being implemented by the end of 2019	Target value 2030	Plans for Gender Justice 2016-2020, 2021-2025 and 2026-2030 approved and implemented.
Analysis perspective	Strategic axis, area		

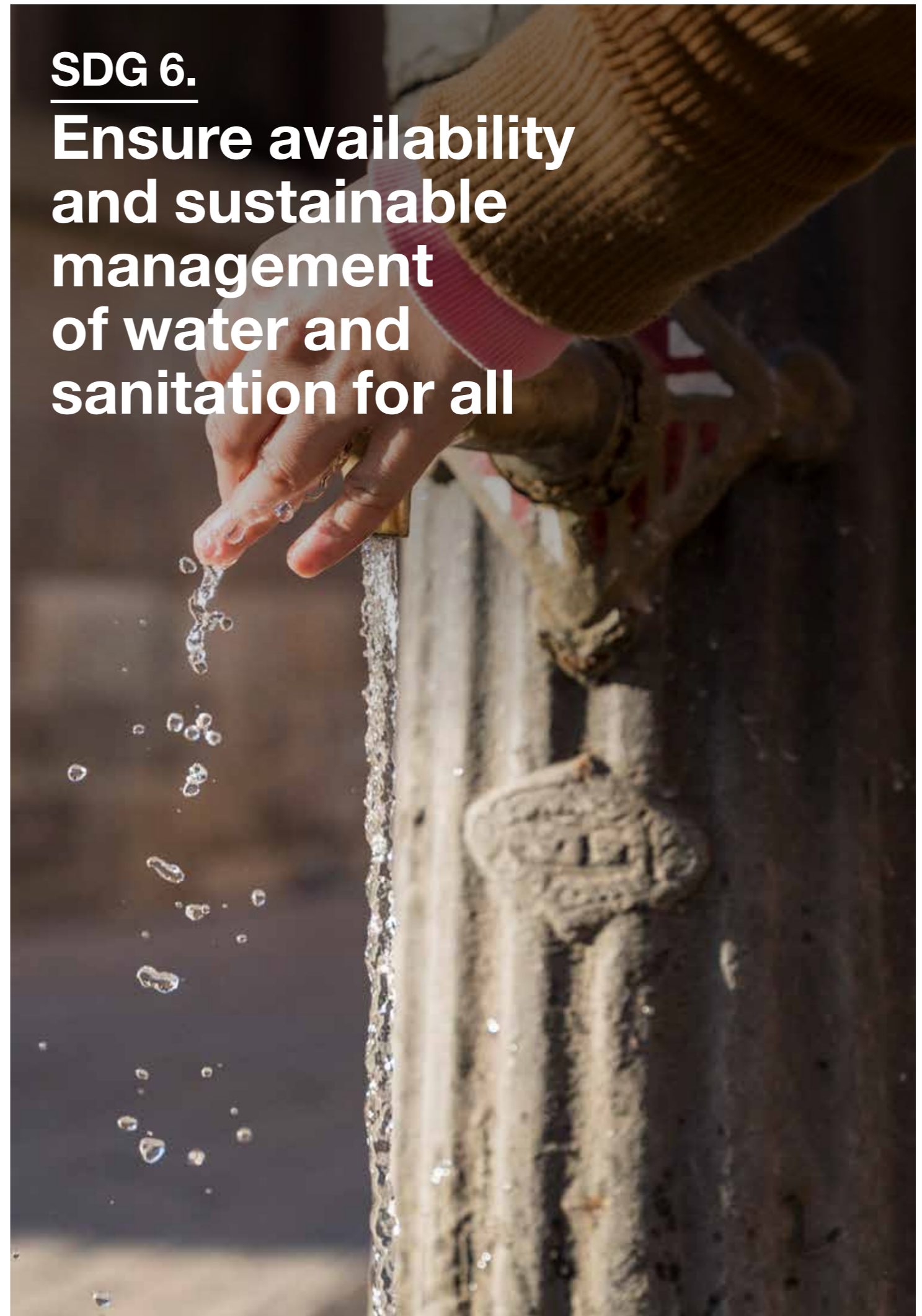


Goal 6

Clean water and sanitation



SDG 6.
**Ensure availability
and sustainable
management
of water and
sanitation for all**



Localisable UN targets:

- 6.1. Achieve universal and equitable access to safe and affordable water for all.
- 6.2. Achieve access to adequate and equitable sanitation and hygiene services for all, and end open defecation, with special attention to the needs of women and girls, as well as people in vulnerable situations.
- 6.3. Improve water quality by reducing pollution, eliminating dumping and minimising the release of hazardous chemicals and materials, halving the proportion of untreated wastewater and substantially increasing recycling and safe reuse worldwide.
- 6.4. Substantially increase the efficient use of water resources across all sectors, and ensure the sustainability of drinking water extraction and supply to address water scarcity and substantially reduce the number of people suffering from water scarcity.
- 6.5. Implement integrated water-resources management at all levels, including cross-border cooperation, in any way that is appropriate.
- 6.6. By 2020, protect and restore water-related ecosystems, including forests, mountains, wetlands, rivers, aquifers and lakes.
 - 6.a. Expand international cooperation and support offered to developing countries for training in regard to activities and programmes related to water and sanitation, including the provision and storage of water, desalination and the efficient use of water resources, wastewater treatment, and recycling and reuse technologies.
 - 6.b. Provide support for and foster the participation of local communities in the improvement of water and sanitation management.

Municipal strategies and plans considered for the localisation of SDG 6

- Citizen Commitment to Sustainability 2012-2022.
- Strategy for Inclusion and Reducing Social Inequalities 2017-2030.
- Climate Plan 2018-2030 and Climate Emergency Declaration 2020.
- Barcelona Green and Biodiversity Plan 2012-2020.
- GUB Master Plan.
- Comprehensive Master Plan for the Barcelona Sewerage and Drainage System (PDISBA) 2020-2100.
- Plan for Using Alternative Water Resources 2017-2022.
- Action Protocol for Drought Situations in Barcelona.

Barcelona Targets

6.1.

By 2030, reduce the weighting of the water bill in family budgets



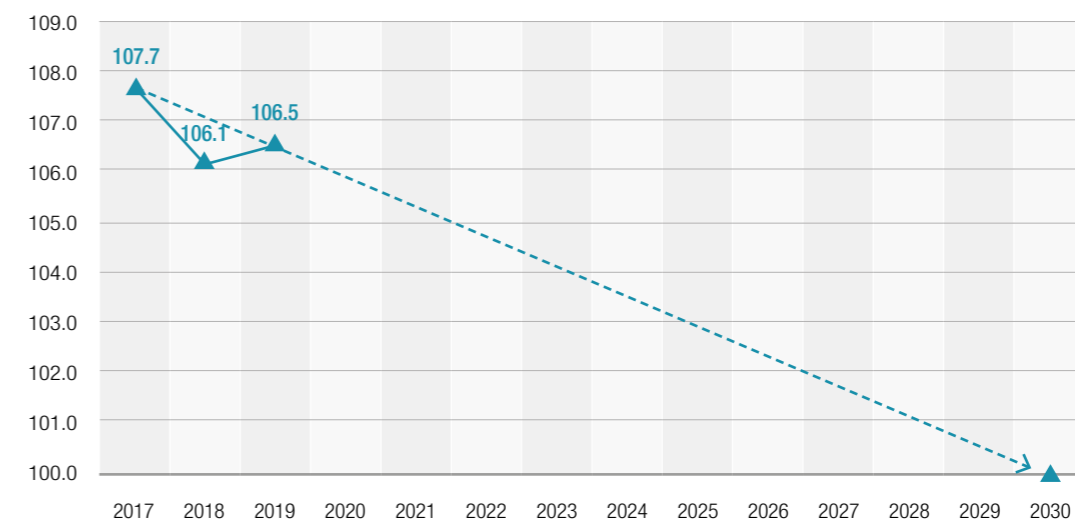
The Strategy for Inclusion and Reducing Social Inequalities 2017-2030 speaks of ensuring ‘access to basic household supplies’ (p. 60). Potable or drinking water is listed in this category, along with gas and electricity. As such, its supply should be guaranteed for everyone. However, we know that ‘difficulty in paying for basic supplies (water, electricity and gas) is leading many household units towards energy poverty, i.e. towards difficulty or the inability to maintain their homes at an adequate temperature and to have basic supplies’ (Right to Housing Plan 2016-2025, Vol II, p. 234). Therefore, the idea is to reverse this situation, first by ensuring that city water supplies have an affordable price for families.

Operational target: Bring the weighting of the water bill in family budgets into line with the average for Catalonia (index=100)

Key indicator:

ODSBCN-611 Index of the economic effort needed to pay the water bill			
Origin	Adapted from the REDS 2019 Report		
Source	Catalan Water Agency (http://aca.gencat.cat/ca/laca/publicacions/estudis-de-preus-i-tarifas/)		
Reference value	106.5 (2019) for Barcelona residents	Target value 2030	At around 100
Analysis perspective	Municipality		

Cost of water bill (Barcelonès region)



DESCRIPTION:
The index for economic effort needed to pay the water bill relates the price of water to the Available Family Income (Catalonia = 100)

INDICATOR 611: Get the index of economic effort needed to pay the water bill down to the average for Catalonia

6.2.

By 2030, achieve that everyone has access to housing with suitable conditions of hygiene and salubrity



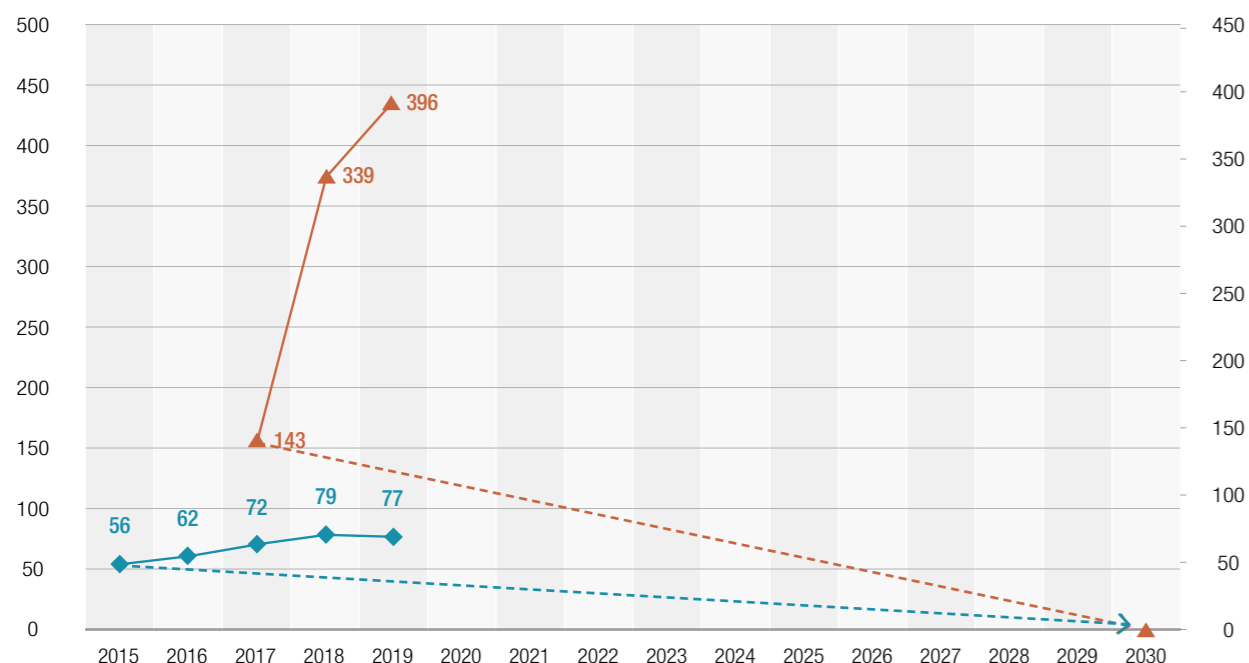
The vast majority of buildings and homes in Barcelona have a fully functioning system for sanitising wastewater. However, the city still has slums, as well as small illegal settlements where sanitation is not guaranteed. The idea is to achieve the eradication of this type of settlement, something that is closely linked to the fight against homelessness (Target 1.1.) and the right to decent housing (Target 11.1.).

Operational target: Reduce the number of illegal settlements to zero

Key indicator:

ODSBCN-621 Number of illegal settlements in Barcelona			
Origin	Own		
Source	Municipal Management Dashboard https://qcm.bcn.cat		
Reference value	Settlements: 83 People living in settlements: 450 (June 2020)	Target value 2030	0

Illegal settlements (dwellings without sanitation)

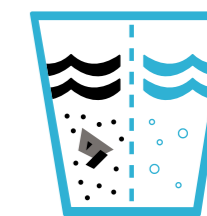


INDICATOR 621A: Reduce the number of illegal settlements to zero in the city

INDICATOR 621B: Reduce the number of people living in illegal settlements to zero in the city

6.3.

By 2030, expand the sustainable urban drainage systems and the use of groundwater



In Barcelona, there are 1,620 kilometres of drainage system, with approximately 150 Hm³ of water passing through it every year. The City Council has been working on the introduction of its Sustainable Urban Drainage Systems (SUDS) for years. This makes it possible to regulate water flow in the drainage network and therefore reduce the environmental impact of contaminated discharges and other harmful effects that are generated during episodes of extreme rainfall, when the drainage system is overwhelmed. With the expansion of SUDS, the Comprehensive Barcelona Sanitation Master Plan (PDISBA) aims to halve the volume of contaminated water generated during torrential rain episodes.

Meanwhile, the Climate Plan 2018-2030 provides for a '14% to 26% reduction in accumulated rainfall in the city' before the end of the century for the two scenarios. In the passive scenario, it is forecast that by 2050 there will be a need for an additional 18 Hm³/year of potable water resources. Barcelona's Technical Plan for the Use of Alternative Water Resources (PLARHAB) proposes the increasing inclusion of resources such as groundwater, regenerated water, runoff rainwater, grey water and seawater, in all situations where it is not necessary to use potable water. The Climate Emergency Declaration of January 2020 views these alternative water resources as a potential saving of up to 10 Hm³/year.

Operational target: Increase the surface area of the Sustainable Urban Drainage System (SUDS) by 20,000 m² and reduce the annual consumption of water by municipal services by 100,000 m³ a year

Key indicators:

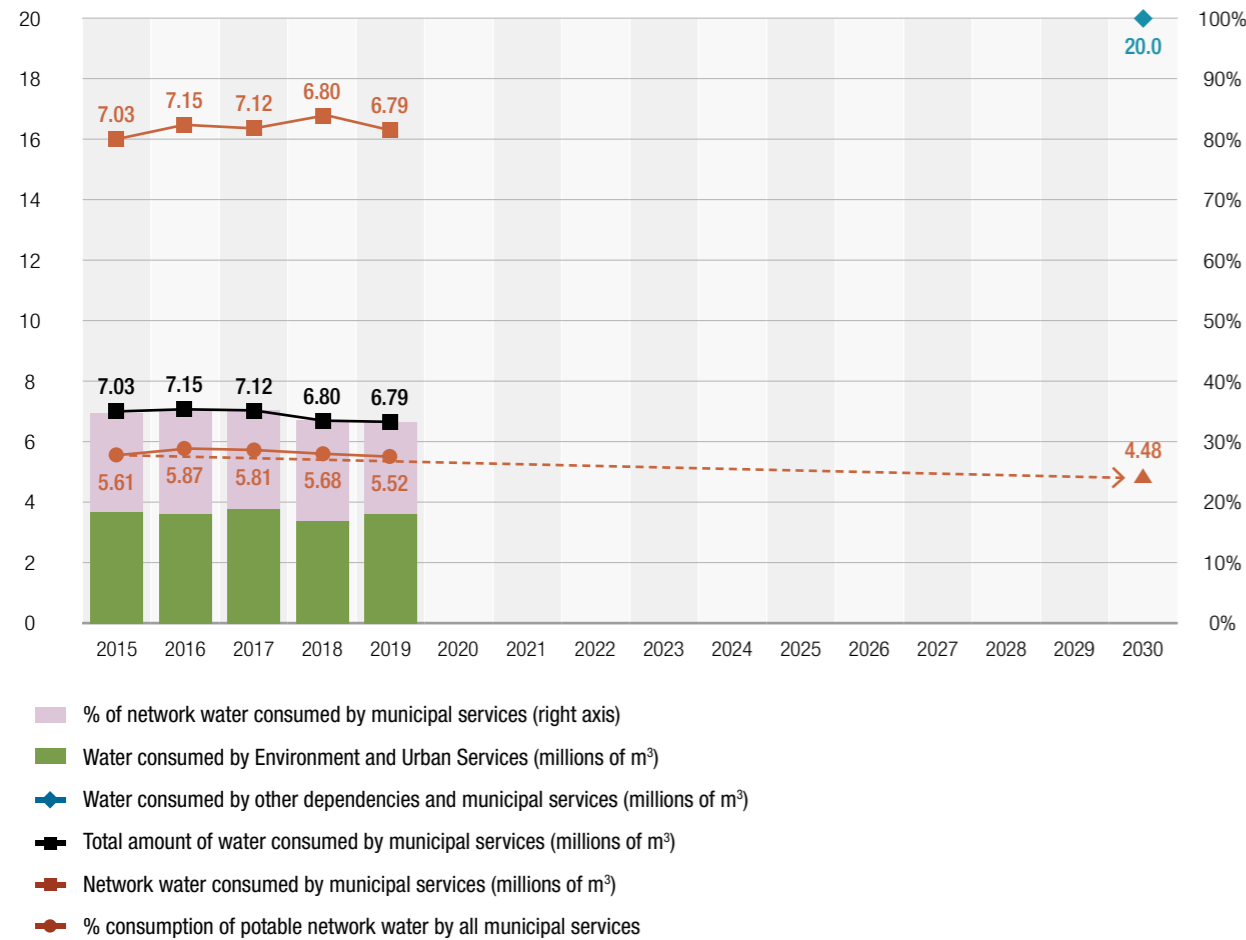
ODSBCN-631 Increase the operational surface area of sustainable urban drainage systems			
Origin	Own		
Source	BCASA http://www.bcasa.es/CAT/Llei_Transparencia.asp		
Reference value	NA until the end of 2020	Target value 2030	Current value + 20,000 m ²

ODSBCN-632 Network water consumed by municipal services (en m ³)			
Origin	Own (included in the Climate Emergency Decree of January 2020)		
Source	Pending identification		
Reference value	5.68 million (2018)	Target value 2030	4.48 million

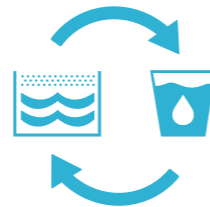
Sustainable drainage and alternative water resources

INDICATOR 631: Increase the sustainable urban drainage systems (SUDS) by 20,000 m²

INDICATOR 632: Reduce the annual city water consumption by municipal services by 100,000 m³



6.4. By 2030, achieve sustainable domestic water consumption, thanks to water efficiency and saving measures



Barcelona must be able to ensure supplies of potable water for its entire population, even during persistent drought situations, which are recurrent in areas with a Mediterranean climate and may become more frequent in coming decades. For this reason, it is necessary to 'be careful with water', as called for in the Climate Emergency Declaration, and 'not use more than is strictly necessary'. Barcelona's last experience of a serious drought situation, at the beginning of 2008, gave rise to positive changes in this respect. For the 2030 horizon, we need to recuperate and reinforce the social objective of a more efficient use of water.

Operational target: Reduce the domestic consumption of potable water to under 100 litres/inhabitant/day, and urban water consumption to under 150 litres/inhabitant/day

Key indicators:

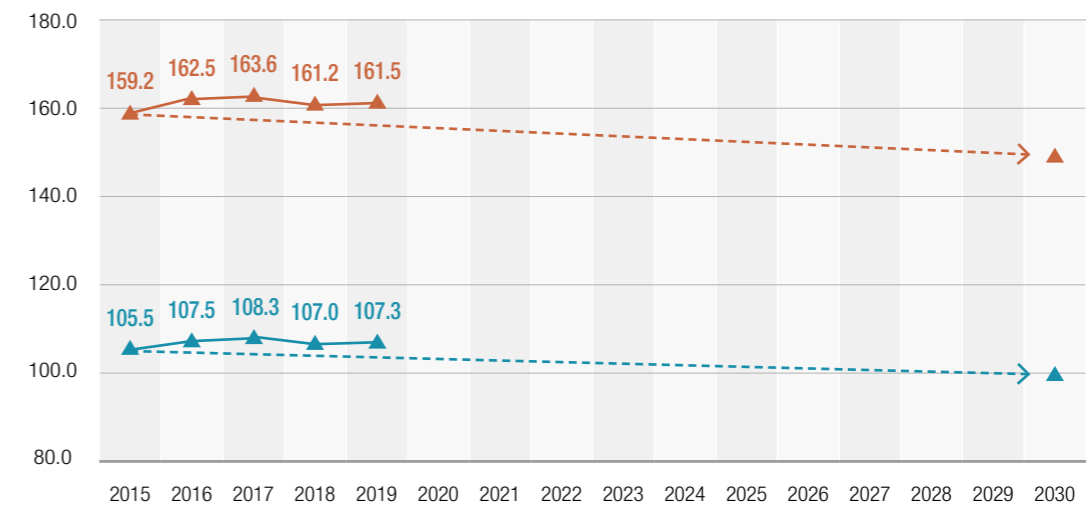
ODSBCN-641 Domestic water consumption measured in litres per inhabitant per day

Origin	Own (Included in ISB, indicator 4.2.)		
Source	Barcelona Sustainability Indicators Annual Report https://www.barcelona.cat/barcelonasostenible/ca/barcelona-sostenible/tags/page/indicadors-de-sostenibilitat-de-barcelona		
Reference value	106.9 (2018)	Target value 2030	Less than 100

ODSBCN-642 Urban water consumption measured in litres per inhabitant per day

Origin	Own (Included in ISB, indicator 4.2.)		
Source	Barcelona Sustainability Indicators (ISB) Annual Report: https://www.barcelona.cat/barcelonasostenible/ca/barcelona-sostenible/tags/page/indicadors-de-sostenibilitat-de-barcelona		
Reference value	161.2 (2018)	Target value 2030	Less than 150

Efficient use of water



INDICATOR 641: Achieve a domestic potable water consumption rate of under 100 litres/inhabitant/day

INDICATOR 642: Achieve an urban water consumption rate of under 150 litres/inhabitant/day

6.5. Is considered to be part of Target 6.3.



6.6.

Ensure the protection and environmental quality of water ecosystems



All Barcelona's rivers, aquifers, lakes and wetlands are under legal protection. More specifically, the Llobregat and Besòs rivers, which have been restored in recent decades, are recognised as protected water systems by Catalan urban-planning legislation. This is also the case for the aquifers in the deltas of these two rivers, which also feature in the Plan for Barcelona. In the Delta del Llobregat, particular mention should be made of the Ricarda-Ca l'Aranya and Remolar-Filipines wetlands. Although this is outside the jurisdiction of Barcelona City Council, it has the responsibility to ensure compliance with current legislation and environmental protection plans.

Operational target (pending definition)

Key indicator:

ODSBCN-661 Pending definition			
Origin	Pending		
Source	Pending		
Reference value	Pending	Target value 2030	Pending

6.a.

Develop international city cooperation in programmes relating to water and sanitation



Operational target: Increase the budgetary effort for projects relating to water and sanitation in member cities located in countries receiving Official Development Assistance, especially those projects relating to the efficient, sustainable management of the water cycle in urban and metropolitan contexts

Key indicators:

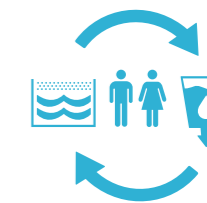
ODSBCN-6a1 Resources of the municipal Global Justice programme, allocated improving water supplies and sanitation	
Origin	Own
Source	Directorate of Global Justice report
Reference value	€398,922 (2019)
Analysis perspective	Geographical area/Type of project

ODSBCN-6a2 Specialist personnel in member cities involved in specialist exchange programmes concerning water-cycle management

Origin	Own		
Source	Global Justice programme report		
Reference value	4 specialists (2019)	2030 target	8 specialists

6.b.

Increase citizen participation in water and sanitation management



Municipal responsibilities for the management of water supplies and underground sanitation are exercised by the Barcelona Metropolitan Area. Barcelona City Council and other BMA municipalities must seek ways to effect greater local-community participation in the management of such a basic and strategic resource as water.


Operational target: Pending definition

Key indicator:

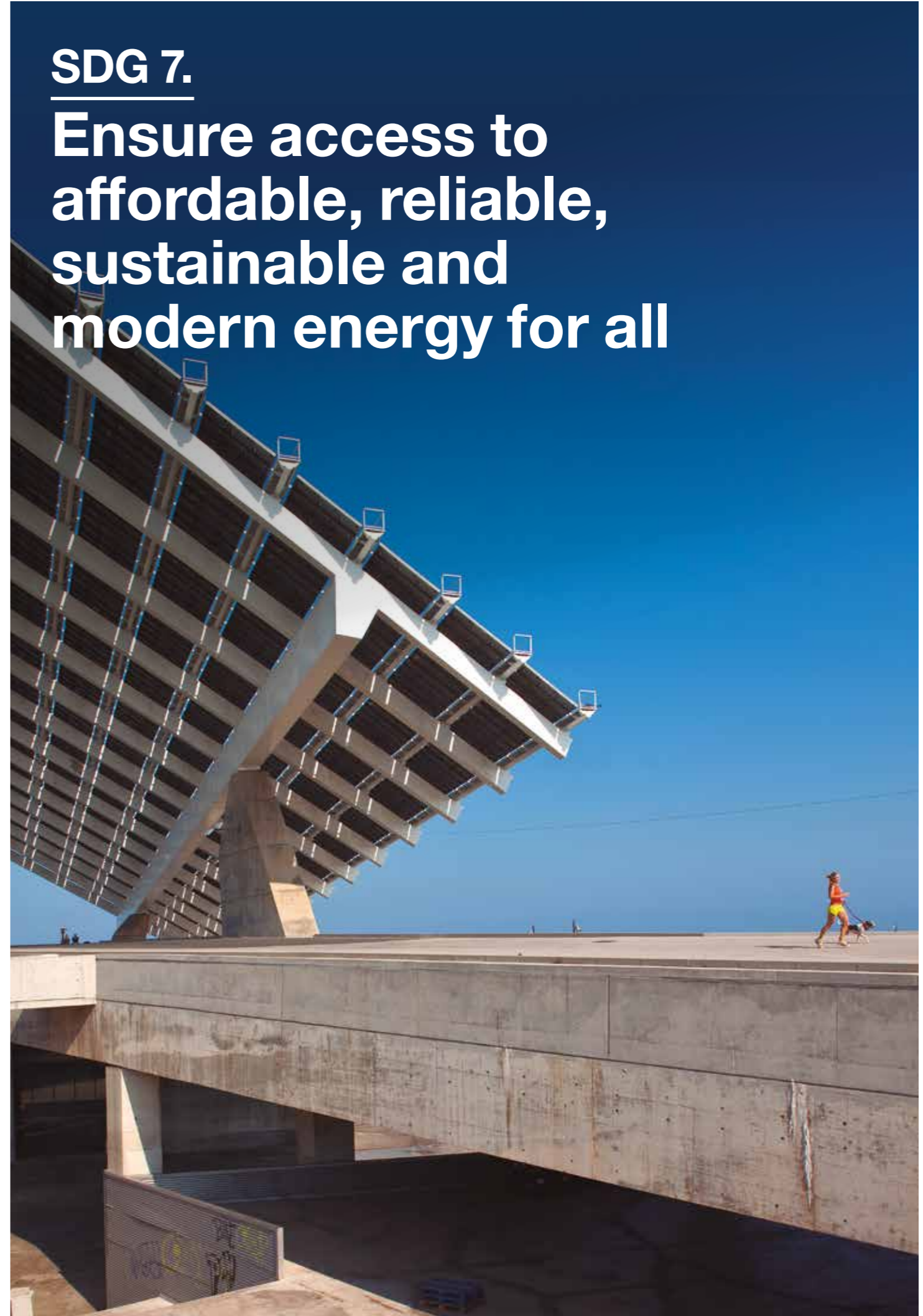
ODSBCN-6b1 Pending			
Origin	Pending		
Source	Pending		
Reference value	Pending	Target value 2030	Pending

Goal 7

Affordable and non-polluting energy



SDG 7.
**Ensure access to
affordable, reliable,
sustainable and
modern energy for all**



Localisable UN targets:

- 7.1. Ensure universal access to affordable, reliable and modern energy services.
- 7.2. Substantially increase the proportion of renewable energy in the overall mix of energy sources.
- 7.3. Double the global improvement rate in energy efficiency.
- 7.a. Increase international cooperation in order to facilitate access to research and non-polluting energy technologies, including renewable energy sources, energy efficiency and advanced, less-polluting fossil-fuel technologies, while promoting investment in energy infrastructures and non-polluting energy technologies.
- 7.b. Expand infrastructure and improve technology in order to offer modern, sustainable energy services for everyone in developing countries, particularly in less advanced countries, small insular developing states and developing countries that do not have a coastline, in accordance with the respective support programmes.

Municipal strategies and plans considered for the localisation of SDGs


- Barcelona Strategy for Inclusion and Reducing Social Inequalities 2017-2030.
- Strategy for energy transition.
- Climate Plan 2018-2030 and Climate Emergency Declaration 2020.
- Energy improvement plan for municipal buildings (PEMEEM).
- Master Plan for Barcelona Street Lighting and the Comprehensive Plan for Renovating Street Lighting 2018-2020.
- Programme to Promote Solar Power Generation in Barcelona.



Barcelona Targets

7.1.

By 2030, a drastic reduction in energy poverty and power cuts in Barcelona



Considering access to energy as a basic right and in accordance with the Strategy for Inclusion and Reducing Social Inequalities 2017-2030, the target focuses on reducing the incidence of energy poverty in Barcelona by 50%, gradually decreasing the figure to almost zero. The target also focuses on the quality of electricity supplies, because deficient supply, with frequent power cuts, can result in serious harmful effects in both homes and businesses.

Operational target: Reduce the number of households who cannot maintain their homes at an adequate temperature to below 3%, and reduce the indicator for power cuts to 0.3

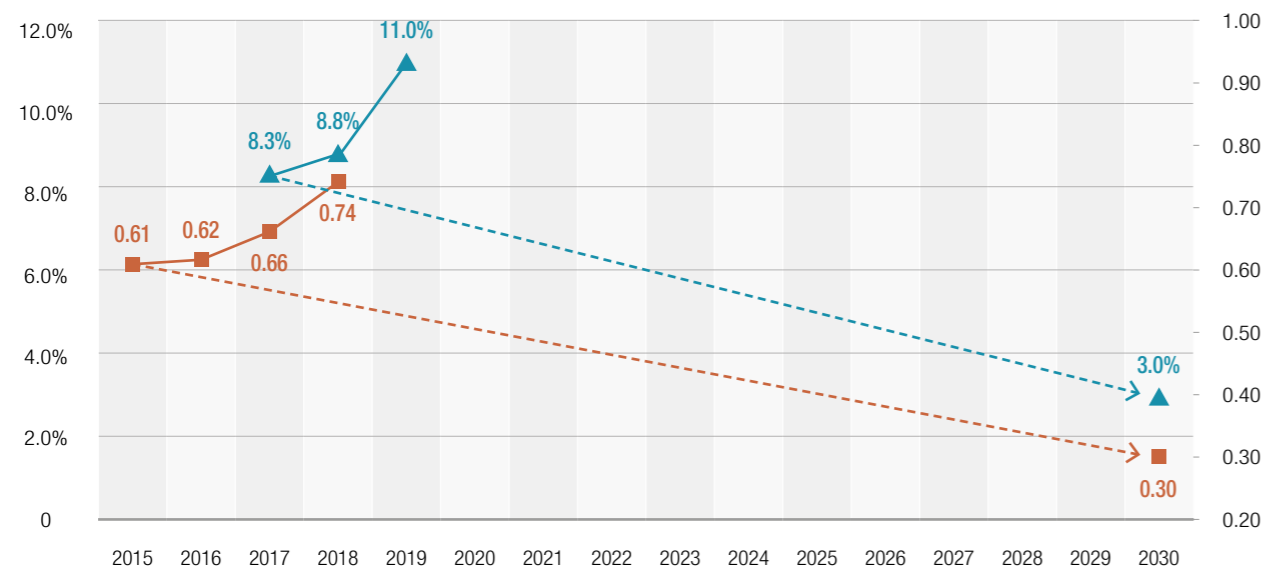
Key indicators:

ODSBCN-721 Proportion of households who cannot maintain their homes at an adequate temperature			
Origin	Own (included in the Strategy for Inclusion and Reducing Social Inequalities 2017-2030)		
Source	Metropolitan Statistics on Living Conditions. https://iermbdb.uab.cat/index.php?ap=0&id_cat=244		
Reference value	8.3% (2016-2017)	Target value 2029-2030	Less than 3%
Analysis perspective	District		

ODSBCN-712 TIEPI Duration of power cut equivalent to the installed capacity at medium voltage in urban areas in the Province of Barcelona			
Origin	Own		
Source	Ministry for Ecological Transition and Demographic Challenge https://energia.gob.es/electricidad/CalidadServicio/Paginas/Indices.aspx		
Reference value	0.61	Target value 2030	0.30



Access to energy and high-quality supply



INDICATOR 711: Get the percentage of households who cannot maintain their homes at an adequate temperature during cold months to below 3%

INDICATOR 712: Reduce the SAIDI (total duration of unforeseen system interruptions) for urban areas in the Province of Barcelona to below 0.3 (right axis)

7.2.

By 2030, an exponential leap in the local consumption and production of renewable energy



Act 16/2017, on climate change, and the more recent Decree-Law 16/2019, on urgent Climate Emergency measures (DEC), propose an acceleration in the introduction of renewables in Catalonia, so as to ensure that by 2030, 50% of energy consumption in Catalonia comes from renewable sources. Furthermore, although the urban environment presents clear limitations for large-scale energy generation, there is room for significantly increasing Barcelona's contribution. As stated in Barcelona's Climate Emergency Declaration, it is necessary to 'normalise the presence of generating installations in the city and to increase the demand for self-consumption solar installations in buildings, facilitating investment and the introduction of new installations, in both public and private spheres'.

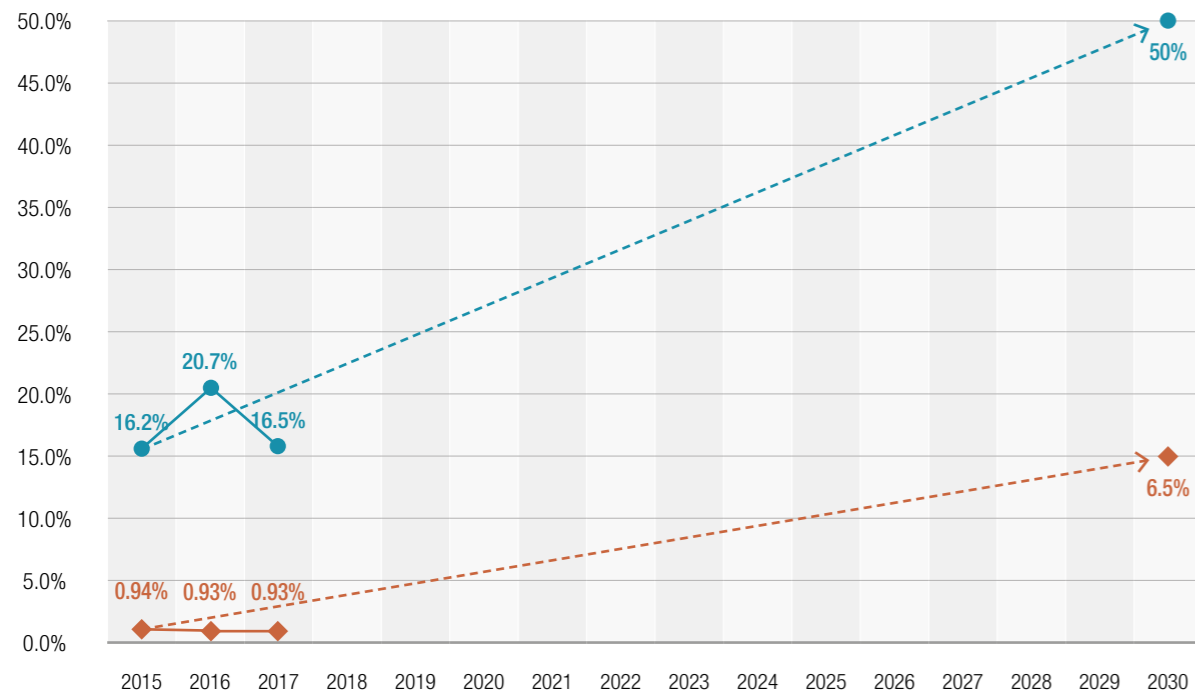
Operational target: Achieve that 50% or more of electricity consumption comes from renewable sources, and that 6.5% of the electricity consumed comes from local, renewable production

Key indicators:

ODSBCN-721 Proportion of the electricity consumed in Barcelona that comes from renewable sources			
Origin	Adapted from UN		
Source	Energy Observatory, Barcelona Energy Agency (https://enegia.barcelona/ca/observatori-de-lenergia)		
Reference value	16.2% (2015)	Target value 2030	Equal to or greater than 50%
Analysis perspective	Type of renewable energy consumed		

ODSBCN-722 Proportion of energy consumed in Barcelona that has been locally generated using renewable resources			
Origin	Own (variation of ISB indicator 10.2.)		
Source	Energy Observatory, Barcelona Energy Agency (https://enegia.barcelona/ca/observatori-de-lenergia)		
Reference value	0.94%	Target value 2030	Equal to or greater than 6.5%
Analysis perspective	Type of renewable energy generated		

Generation and consumption of renewable energy



INDICATOR 721: More than 50% of electric energy consumed from renewable origins

INDICATOR 722: Over 6.5% of consumed energy generated with local renewable resources

7.3.

By 2030, a stock of private and public buildings with high energy efficiency



In a city like Barcelona, which has a stock of relatively old buildings, improving energy efficiency has to focus on getting most of the buildings into the higher segments of efficiency, through suitable renovation. The 2018-2030 Climate Plan establishes an energy-renovation target of 20% of residential buildings that are more than 40 years old, while the European Commission's Energy Efficiency Directive (2012/27/EU) obliges governments to renovate a minimum of 3% of their buildings every year, which is also clearly applicable to municipal buildings. This second part of the target is also very valuable as an example, because in order to lead an ambitious energy policy, to tackle the climate emergency, the City Council has to be a leading example of efficiency. With regard to newly-constructed buildings, their energy consumption for air conditioning should be close to zero. The energy transformation of buildings must also make it possible to ensure affordable household climate comfort (Target 7.1.) and multiply the use of renewable energy sources (7.2.).



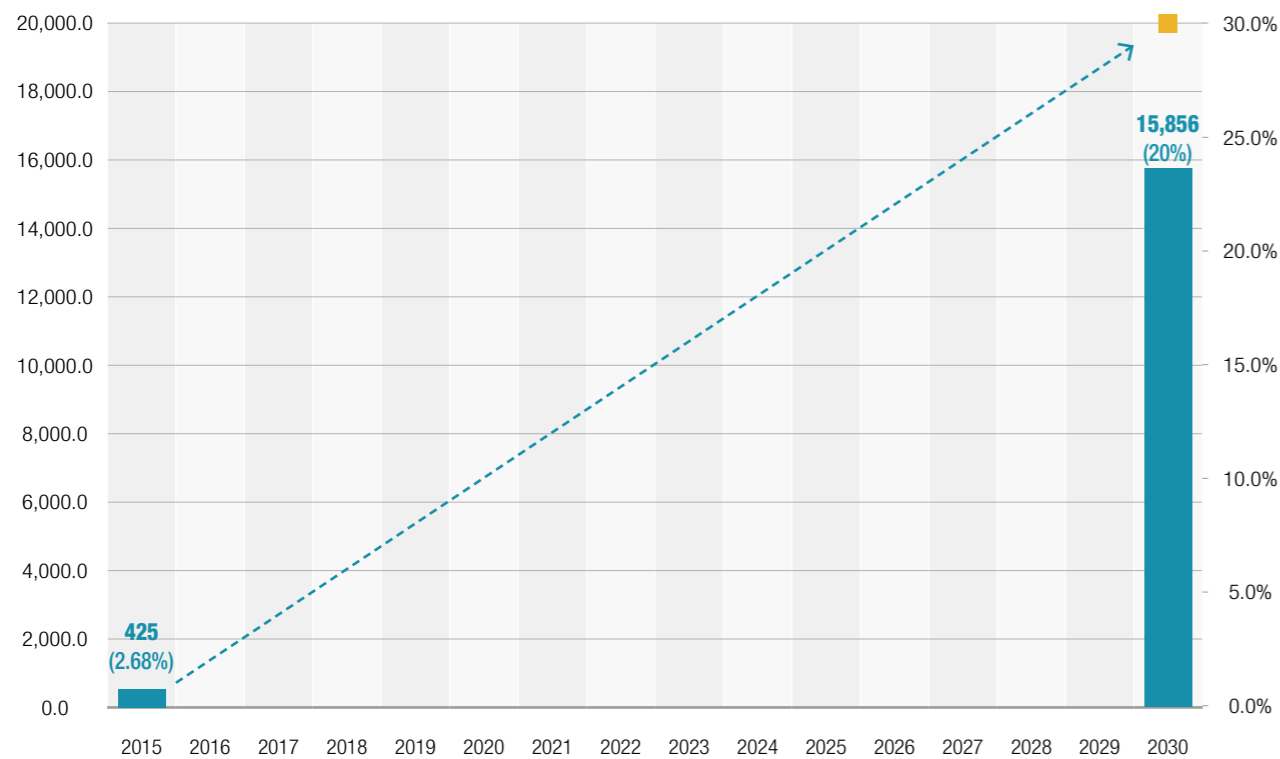
Operational target: Achieve the energy renovation of 20% of residential buildings constructed over 40 years ago and the energy renovation of municipal buildings at a rate of 3% a year

Key indicators:

ODSBCN-731 Proportion of residential buildings constructed over 40 years ago that have been renovated to improve energy efficiency			
Origin	Adapted from UN		
Source	Annual 2018-2030 Climate Plan Monitoring Report (https://www.barcelona.cat/barcelona-pel-clima/sites/default/files/documents/pla_pel_clima_-_informe_anual201841219.pdf)		
Reference value	425 (2.68%)	Target value 2030	15,856 (20%)

ODSBCN-732 Proportion of municipal buildings that are subjected to energy renovation every year			
Origin	Own		
Source	To be determined		
Reference value	Pending calculation	Target value 2030	Annual growth of 3%, taking the reference value as a base

Cost of water bill (Barcelonès region)



INDICATOR 731: Energy renovation of 20% of residential buildings over 40 years old

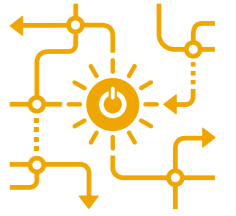
INDICATOR 732: Energy renovation of 30% of municipal buildings (right axis)

■ Accumulated energy-improvement actions in residential buildings (NB: Municipal statistics calculate 79,278 buildings in Barcelona constructed before 1981).

■ Accumulated % of municipal buildings subjected to energy renovation every year (n.d.)

7.a.

Develop international cooperation in the area of energy, including research, technology and infrastructure for supply



Operational target: Increase the number of projects and the annual budgetary effort for fostering renewable energies in countries receiving Official Development Assistance, consolidating the line of Climate Justice projects and a network of city stakeholders aligned with and involved in this area

Key indicator:


ODSBCN-7a2 Resources of the municipal Global Justice programme, allocated to energy supply and generation	
Origin	Own
Source	Global Justice programme report
Reference value	€26,854 (2019)
Analysis perspective	Geographical area/Type of project

7.b. Is considered to be part of Target 7.a.



Goal 8

Alliances to achieve objectives



SDG 8.
**Promote sustained,
inclusive and
sustainable economic
growth, full and
productive employment
and decent work for all**




Localisable UN targets:

- 8.1. Maintain per capita economic growth in accordance with national circumstances and, in particular, at least a 7% growth in annual Gross Domestic Product in the least developed countries.
- 8.2. Achieve higher levels of economic productivity through diversification, technological upgrading and innovation, including a focus on high value-added and labour-intensive sectors.
- 8.3. Promote development-orientated policies that support productive activities, the creation of decent jobs, entrepreneurship, creativity and innovation, and encourage the formalisation and growth of micro, small and medium-sized enterprises, including through access to financial services.
- 8.4. Progressively improve global resource efficiency in consumption and production, and endeavour to decouple economic growth from environmental degradation, in accordance with the 10-year framework of programmes on sustainable consumption and production, with developed countries taking the lead.
- 8.5. Achieve full, productive employment and guarantee decent work for all women and men, including young people and persons with disabilities, as well as equal pay for work of equal value.
- 8.6. By 2020, substantially reduce the proportion of unemployed young people who are not studying or receiving training.
- 8.7. Adopt immediate and effective measures to eradicate forced labour, end modern forms of slavery and human trafficking, and ensure the prohibition and elimination of the worst forms of child labour, including the recruitment and use of child soldiers, and end all forms of child labour by 2025.
- 8.8. Protect labour rights and promote a safe and secure working environment for all workers, including migrants, in particular women migrants and people in precarious employment.
- 8.9. Develop and implement policies to promote sustainable tourism which create employment and promote local culture and products.

Municipal strategies and plans considered for the localisation of SDG 8

- Local Economic Development Strategy and District Economic Development Plans: Ciutat Vella 2016-2021, Nou Barris 2016-2021, Sant Andreu 2017-2021, Sants - Montjuic 2017-2021, Horta-Guinardó 2018-2022 and Sant Martí 2018-2022.
- Neighbourhood Plans 2016-2021.
- #ESSBCN2030 Strategy for reactivating and strengthening an economy for the life of the city (in production)
- Barcelona Employment Strategy (EOB) 2016-2020.
- Government Measure for New Tourist Scenarios.
- Annual Sustainable Public Procurement Plan (social and SME-promotion clauses).
- Commercial Revitalisation Plan for Ciutat Vella 2018-2023.
- Promotion Plan for Creative Industries.
- Barcelona International Economic Promotion Plan 2017-2020.
- Strategic Plan for Markets 2015-2025.
- Strategic Plan for Tourism 2020.
- Plan to Foster Quality Youth Employment 2016-2020.
- Climate Plan 2018-2030 and Climate Emergency Declaration 2020.
- Strategy for Inclusion and Reducing Social Inequalities 2017-2030.



Barcelona Targets

8.1.

Until 2030, maintain an average annual economic growth of around 1.2%, placing the focus of new growth on the green and circular economy, as well as on the digital sector



Although the pandemic means that 2020 will be an economic regression without precedent in many decades, a growth in the real per capita GDP of 1.2% a year for the 2015-2030 period is considered possible. This is necessary for achieving a large proportion of the Agenda's employment and social inclusion targets. However, in the current climate-emergency situation, it is no longer acceptable to achieve growth at any price. It will be necessary to especially promote those sectors identified as being strategic (https://treball.barcelonactiva.cat/porta22/images/cat/INFORME%20SECTORS%20ESTRATEGICS%20A%20BARCELONA_2018_tcm9-49038.pdf), which include manufacturing industries, the Digital/ICT economy, creative sectors, healthcare, the social and solidarity economy, and the green and circular economy. The latter sector is a key factor for progressing towards a smarter, more efficient and more decarbonised economy, which can generate greater value while using fewer materials and less energy. Cities, and in particular the local public sector, have tools for fostering this. More specifically, through management policies for water and waste management, urban services (such as street lighting and parks) mobility, housing and economic promotion.

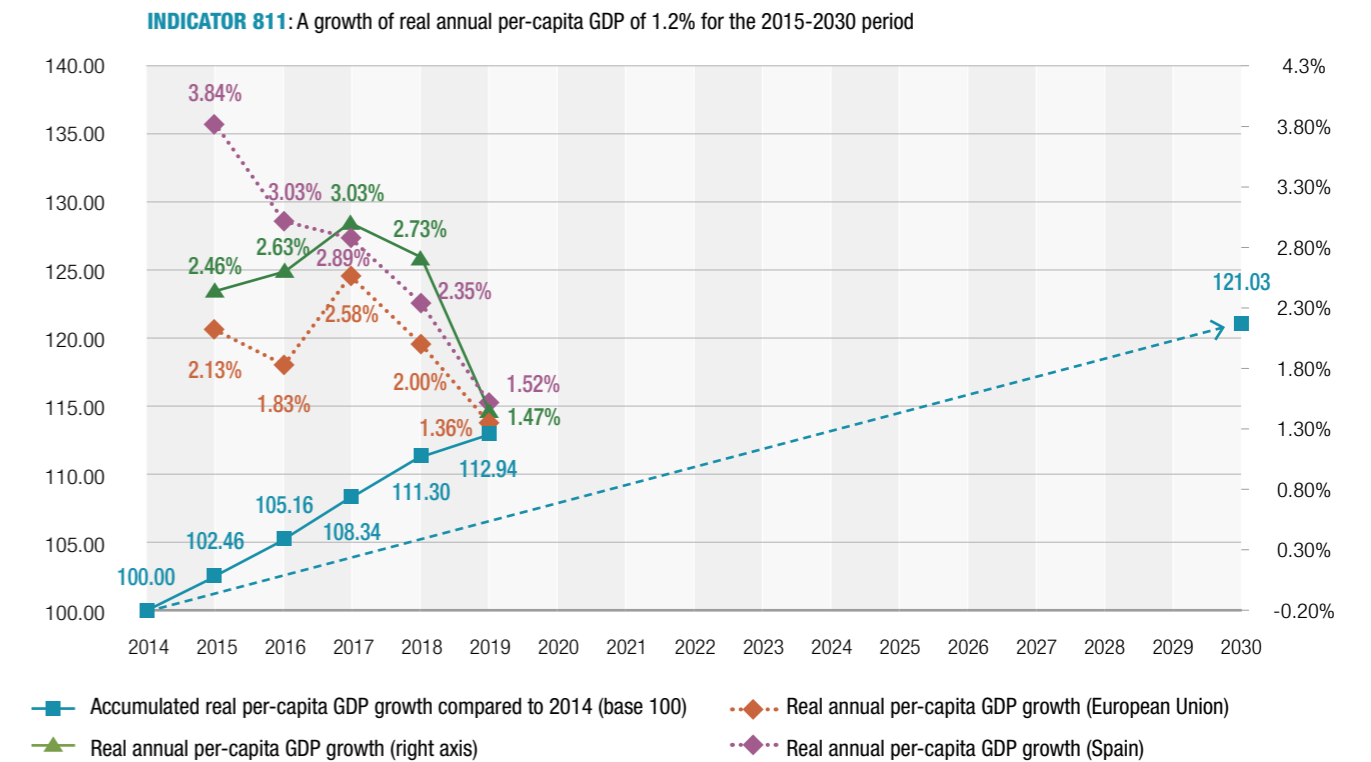
Operational target: Achieve a real annual per-capita GDP growth rate of around 1.2% for the 2015-2030 period and foster the green and circular economy through municipal policies and services

Key indicators:

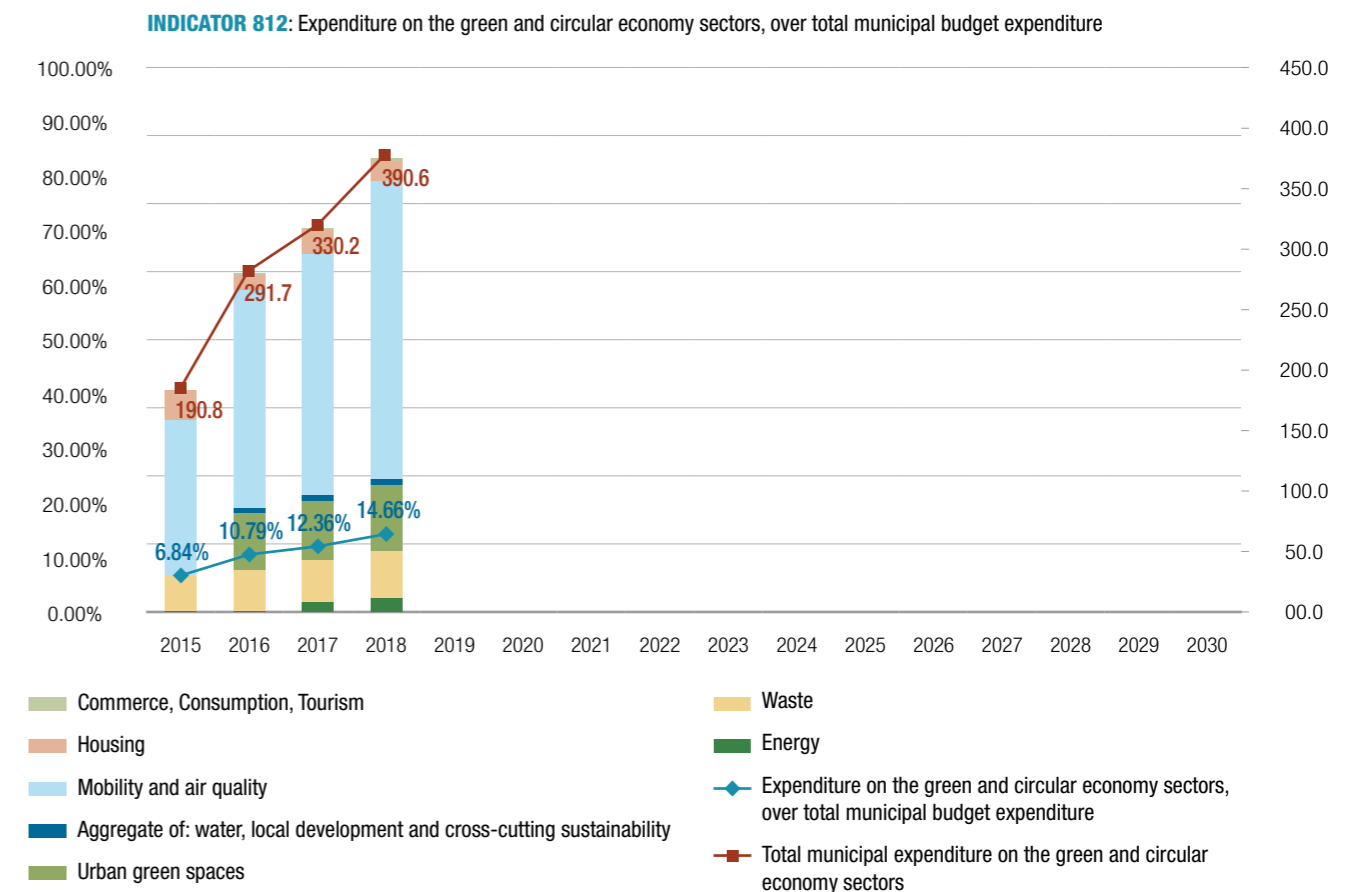
ODSBCN-811 Real annual per-capita GDP growth rate			
Origin	UN		
Source	Own production based on the OMD's Analysis Department (https://ajuntament.barcelona.cat/barcelonaeconomia/ca/producte-interior-brut) and World Bank/national accounts of the OECD (https://datos.bancomundial.org/indicador/NY.GDP.PCAP.KD.ZG?locations=EU)		
Reference value	2.46% (2015)	Target value 2030	1.2% a year for the 2015-2030 period
Analysis perspective	Sector		

ODSBCN-812 Percentage of municipal expenditure on the green and circular economy sector, over total budget expenditure			
Origin	Own		
Source	Study of the Green and Circular Economy in Barcelona City Council Policies (https://ajuntament.barcelona.cat/premsa/wp-content/uploads/2019/01/Estudi-Economia-Circular-2018-ok002.pdf)		
Reference value	6.84% (2015)	Target value 2030	To be determined
Analysis perspective	Sector		

Growth of the economy (I)



Growth of the economy (II)



8.2.

By 2030, a highly productive and diversified economy



In the short term, the economic downturn caused by COVID-19 will lead to a significant fall in productivity, as salaried workers who have been temporarily laid off (ERTO) are officially employed, although they cannot be active, due to the closure or reduced activity of their companies. However, in the middle term, as Barcelona's economy is able to grow more in the more technically-orientated sectors, and with greater added value, there should be a significant growth in productivity.

With regard to sectoral distribution, Barcelona's economy is highly concentrated in the services sector (82.17% of the GDP), led by the property sector (above 12%), and followed by hospitality and accommodation (part of tourism activities) and telecommunications (6%). By contrast, industry represents only 6.3% of the city's GDP. Despite this imbalance between the big sectors (industry versus services), Barcelona's economy is quite diversified, with an index of 5.74%. The pandemic has also revealed the advisability of maintaining this diversification and avoiding an excessive preponderance of sectors such as property and tourism.

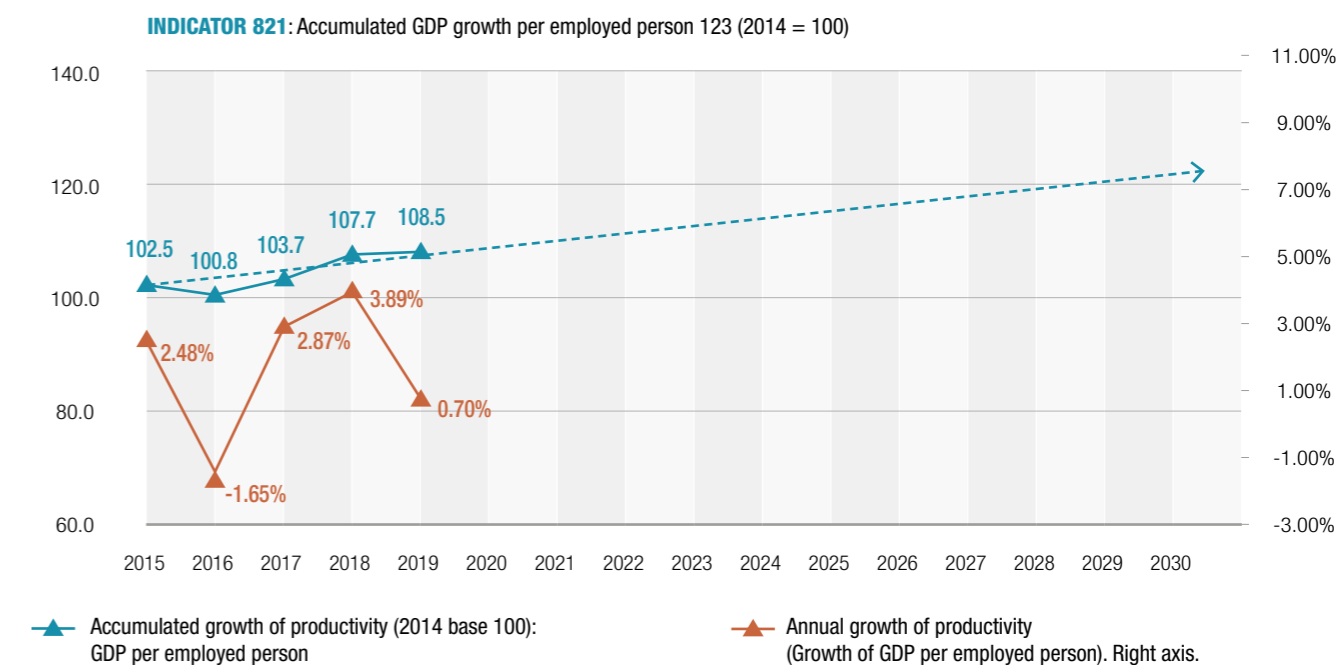
Operational target: Increase productivity (GDP per employed person) by 1.3%, in a sustained manner until 2030, and maintain a level of diversification among productive sectors of less than 6%

Key indicators:

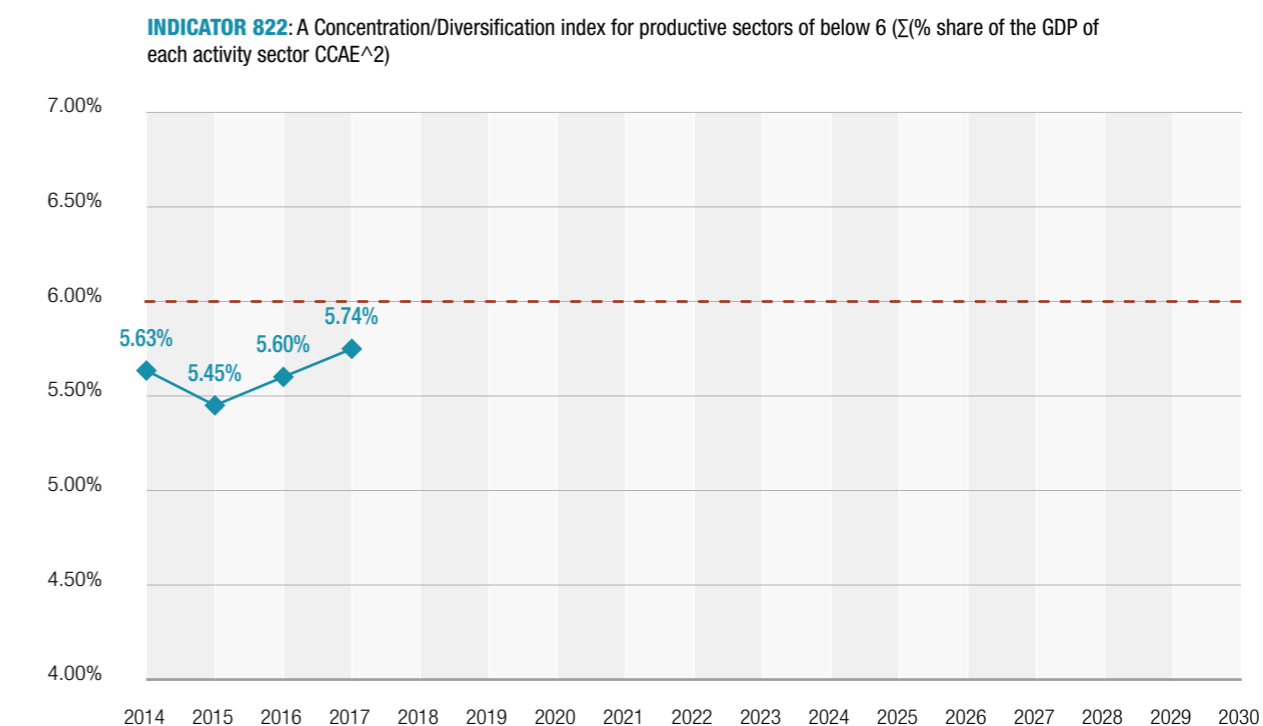
ODSBCN-821 Index value of GDP growth per employed person			
Origin	Own		
Source	Own production, based on: The OMD's Department of Data Dissemination on the evolution of the GDP and the quarterly average for the employed population every year (https://www.bcn.cat/estadistica/catala/dades/economia/pib/index.htm i https://www.bcn.cat/estadistica/catala/dades/treball/index.htm)		
Reference value	100 (2014)	Target value 2030	123
Analysis perspective	Sector		

ODSBCN-822 Diversification index for the productive sectors			
Origin	Own		
Source	Own production, based on data from the OMD's Department of Data Dissemination on the sectors making up the city's GDP (https://www.bcn.cat/estadistica/catala/dades/economia/pib/index.htm)		
Reference value	5.63 (2014)	Target value 2030	Less than 6
Analysis perspective	Sector		

Productive and diversified economy (I)



Productive and diversified economy (II)



8.3.

By 2030, Barcelona will be a European entrepreneurship capital



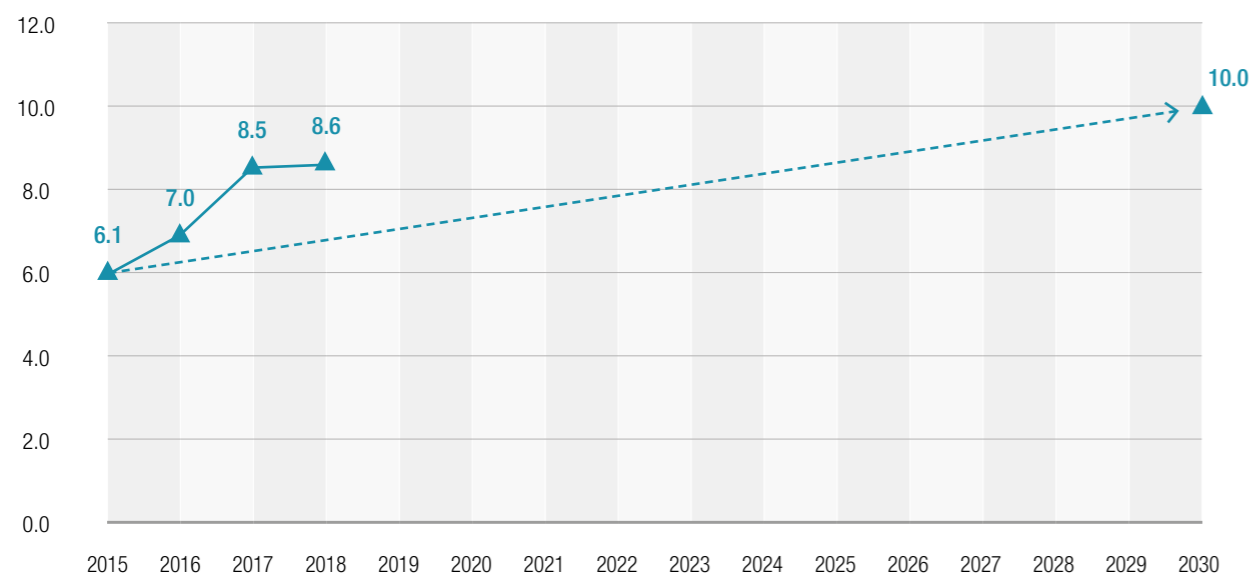
Various studies place Barcelona's Total Entrepreneurial Activity rate in a high position, both within Spain (<https://ajuntament.barcelona.cat/barcelonaeconomia/ca/mercat-de-treball/emprenedoria/emprenedoria>) and in Europe (<https://www.gem-spain.com/>). This is a sign of good economic health and a valuable target for the 2030 Agenda. Barcelona Activa, Barcelona City Council's municipal company, endeavours to promote entrepreneurship, providing spaces such as Glòries, Almogàvers, Media TIC, ESA BIC, The Technological Park and InnoBadora. The private sector has developed a major network around technological entrepreneurship (Pier 01 and Pier 02) and the *Business Angels*.

Operational target: Place the Total Entrepreneurial Activity rate for the population aged between 18 and 64 above 10

Key indicator:

ODSBCN-831 Total Entrepreneurial Activity rate over the total 18-64 population			
The Total early-stage Entrepreneurial Activity rate (TEA) measures all the entrepreneurial activities that have been on the market for less than three and a half years. For example, a TEA of 8 means that 8 out of every 100 people have carried out an entrepreneurial activity within the last three and a half years.			
Origin	Own		
Source	Global Entrepreneurship Monitor (Contained in the Barcelona Economy Observatory annual report https://barcelonatechcity.com/wp-content/uploads/2020/03/Observatori-2019_CAT_interactiu.pdf)		
Reference value	6.1 (2015)	Target value 2030	Above 10
Analysis perspective	Comparative (with reference territories and with European cities of a similar size)		

Entrepreneur economy



INDICATOR 831: Rate of resident population's entrepreneurial activity in the Barcelona area

8.4.

By 2030, 10-30-50 for a sustainable economy in Barcelona



The transition towards a more sustainable economy involves ensuring that economic activities generate less waste and fewer greenhouse-gas emissions. The Social and Solidarity Economy (SSE) companies and organisations can be key allies in this struggle, as well as in other SDGs, because they give environmental and social objectives the same priority as the economic ones. Following this logic, the 2018-2030 Climate Plan describes the desirable goal of having a 10% SSE by 2030. The 2030 Agenda adopts this target, whose first challenge is to measure the exact scope of SSE in terms of added value and employment.

Operational target: Achieve that 10% of the GDP is generated by the social economy, which reduces waste generation per unit of production in the industry sector by 30% while also reducing emissions in the commerce sector by 50%

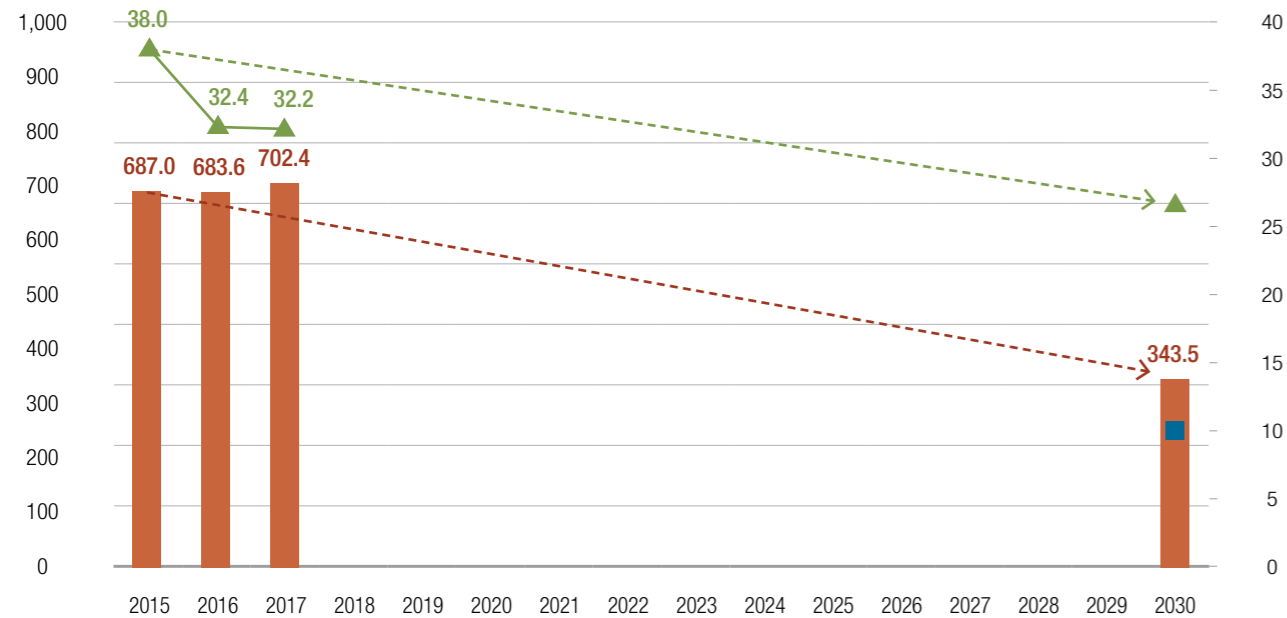
Key indicators:

ODSBCN-841 GDP of the social economy over total GDP			
Origin	Own (Included in the 2018-2030 Climate Plan)		
Source	Pending specification of the calculation methodology and information sources		
Reference value	NA	Target value 2030	Equal to or greater than 10%
Analysis perspective	Type of company/Sector		

ODSBCN-842 Greenhouse gas emissions generated by the commerce sector			
Origin	Adapted from UN		
Source	Pending specification of information source		
Reference value	687,000 Mt of CO ²	Target value 2030	343,500 Mt of CO ²
Analysis perspective	Sector		

ODSBCN-843 Kg of industrial waste generated per €1,000 of GVA in industry			
Origin	Adapted from UN		
Source	IDESCAT (https://www.idescat.cat/pub/?id=resic&n=7083&geo=mun:080193) and the OMD's Department of Statistics and Data Dissemination (https://www.bcn.cat/estadistica/catala/dades/economia/pib/pib_anual/T1.htm)		
Reference value	38 Kg (2015)	Target value 2030	Less than 26.6 Kg
Analysis perspective	Sector		

Sustainable economy



INDICATOR 841: Achieve that 10% of the GDP is generated by the social economy

INDICATOR 842: Reduce commerce sector GHG emissions by 50% (x1.000 Mt of CO₂)

INDICATOR 843: Reduce industrial waste generation per produced unit by 30% (Kg. per €1,000 of GVA), right axis

8.5.

By 2030, reduce unemployment and working poverty and eliminate the gender wage gap, with a redoubled effort concerning job placement for people with disabilities



Barcelona suffers from 'the endemic problem of unemployment, which in Spain is usually double the European average, together with the specific phenomenon of temporary employment, which is especially harmful to younger workers, and the persistence of an intolerable gender gap' (White Book on the Future of Employment, p. 14: https://dixit.gencat.cat/es/details/Article/lilibre_blanco_futur_treball). Between 2015 and 2019, Barcelona managed to reduce the number of unemployed people from 100,000 to 70,000. This almost constant downward trend was brought to a halt in 2020 by the pandemic's economic damage, to the point where in May, there were over 90,000 unemployed people. The forecast for the job market in coming years is for a very complicated situation, but the subsequent recovery should make it possible for the city to at least get back to pre-pandemic levels. The target also includes improved pay conditions for the worst paid jobs, as well as the elimination of the injustice caused by the gender wage gap. These two parts of the target are in line with the Strategy for Inclusion and Reducing Social Inequalities 2017-2030. The target is completed with an indicator concerning the results of job placement operations for people with disabilities.

Operational target: Get unemployment down to below 70,000, working poverty to below 10%, reduce the gender wage gap to zero and achieve that over 1,000 people with disabilities are hired every year by the Barcelona Job Placement Network

Key indicators:

ODSBCN-851 Number of people registered as unemployed

Origin	UN		
Source	The OMD's Department of Statistics and Dissemination of Data (https://www.bcn.cat/estadistica/catala/dades/treball/epa/epa/pind/evtaglo.htm)		
Reference value	103,000 (4th quarter of 2015)	Target value 2030	Less than 70,000
Analysis perspective	Sector/Gender/Age/Disability/Nationality		

ODSBCN-852 Proportion of workers at risk of poverty

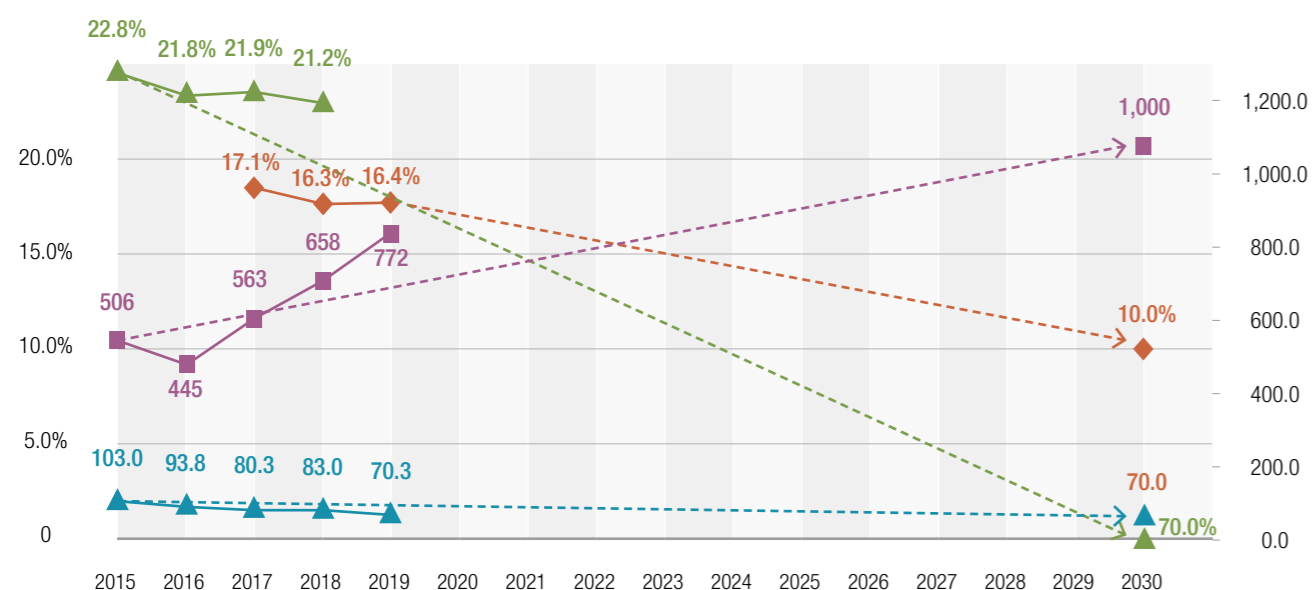
Origin	Own (included in the Strategy for Inclusion and Reducing Social Inequalities 2017-2030)		
Source	Metropolitan Statistics on Living Conditions (https://iermbdb.uab.cat/index.php?ap=0&id_ind=1696&id_cat=425)		
Reference value	16.8% (2016-2017)	Target value 2030	Less than 10%
Analysis perspective	Sector/Gender/Age/Disability/Nationality		



ODSBCN-853 Gender pay gap			
Origin	Adapted from INE		
Source	The OMD's Department of Analysis (https://ajuntament.barcelona.cat/barcelonaeconomia/ca/mercat-de-treball/remuneracions-salarials/remuneracions-salarials)		
Reference value	22.8% (2015)	Target value 2030	0
Analysis perspective	Sector/Age/Nationality		

ODSBCN-854 Annual number of people hired through the Barcelona Job Placement Network for People with Disabilities (XIB)			
Origin	Own		
Source	Manager's Office for Social Rights		
Reference value	506 (2015)	Target value 2030	Above 1,000
Analysis perspective	Sector/Age		

More employment and fair pay




INDICATOR 851: Get unemployment to below 70,000 people (in thousands, right axis)

INDICATOR 852: Reduce the working poverty rate to below 10%

INDICATOR 853: Eradicate the gender wage gap

INDICATOR 854: Over 1,000 people contracted by the Job Placement network - XIB (right axis)



8.6.

By 2030, more job opportunities for young people



In 2019 in Barcelona, only 5.5% of unemployed people were under the age of 25. However, among that age group, the unemployment rate nearly tripled the city average (23.9% compared to 8.5%). This is also the case for job insecurity, which explains why the recent destruction of jobs has affected young people more. One of the key factors for overcoming this situation is to improve training levels, especially in post-compulsory education (see Target 4.4.). For this reason, the target also aims to ensure that, at any given time, very few young people are unemployed and without any training opportunities.

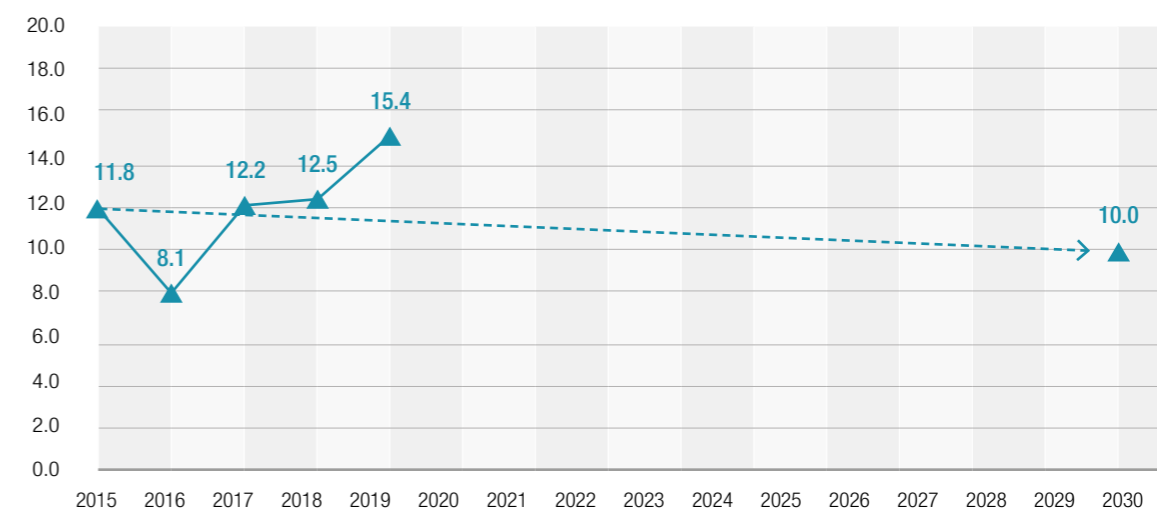
Operational target: Reduce the differential between the youth unemployment rate and the average unemployment rate to less than 10%, and reduce the proportion of young people who are neither employed, studying nor receiving training

Key indicators:

ODSBCN-861 Differential between youth unemployment rate and average unemployment rate			
Origin	Own		
Source	The OMD's Department of Statistics and Dissemination of Data (https://www.bcn.cat/estadistica/catala/dades/treball/epa/epa/pind/evtaglo.htm)		
Reference value	11.8% (2015)	Target value 2030	Less than 10%

ODSBCN-862 Proportion of young people who are neither employed, studying nor receiving training			
Origin	UN and Eurostat		
Source	Pending identification		
Reference value	NA	Target value 2030	To be determined
Analysis perspective	Sector		

Young people and employment



INDICATOR 861: Get the differential between youth unemployment and the average unemployment rate to below 10%

8.7. Is considered to be part of Target 8.8.

8.8.

Barcelona, 100% decent and safe employment: Fewer accidents and less temporary employment



Barcelona's job market is regulated by Spanish and European legislation, which establishes measures to avoid workplace accidents and any type of worker exploitation. However, the real situation is far from perfect. While workplace accidents have maintained a positive trend, illnesses associated with work (mostly mental and behavioural disorders, followed by skeletal and connective tissue problems) have shown a more negative evolution. Another phenomena that must be considered is temporary employment, under conditions that are usually worse than for full-time employment, which has become consolidated for a fifth of the salaried population. The target, closely related to 8.5. and 8.6., aims to improve the situation in all of these key indicators concerning the quality of the job market.

Operational target: Reduce the number of workplace injuries and deaths to fewer than 10 per 100,000 inhabitants a year, and work-associated illnesses to fewer than 50 per 100,000 inhabitants a year; reduce the temporary employment rate for salaried work to under 10% and the gender gap for temporary employment to zero

Key indicators:

ODSBCN-881 Number of serious injuries and deaths in the workplace per 100,000 inhabitants			
Origin	UN and Eurostat		
Source	Health in Barcelona Annual Report (https://www.aspb.cat/arees/la-salut-en-xifres)		
Reference value	24.6 (2015)	Target value 2030	Less than 10
Analysis perspective	Sector/Gender		

ODSBCN-882 Number of illnesses associated with salaried work per 100,000 inhabitants			
Origin	Own		
Source	Health in Barcelona Annual Report (https://www.aspb.cat/arees/la-salut-en-xifres)		
Reference value	89.4 (2015)	Target value 2030	Less than 50
Analysis perspective	Sector/Gender		

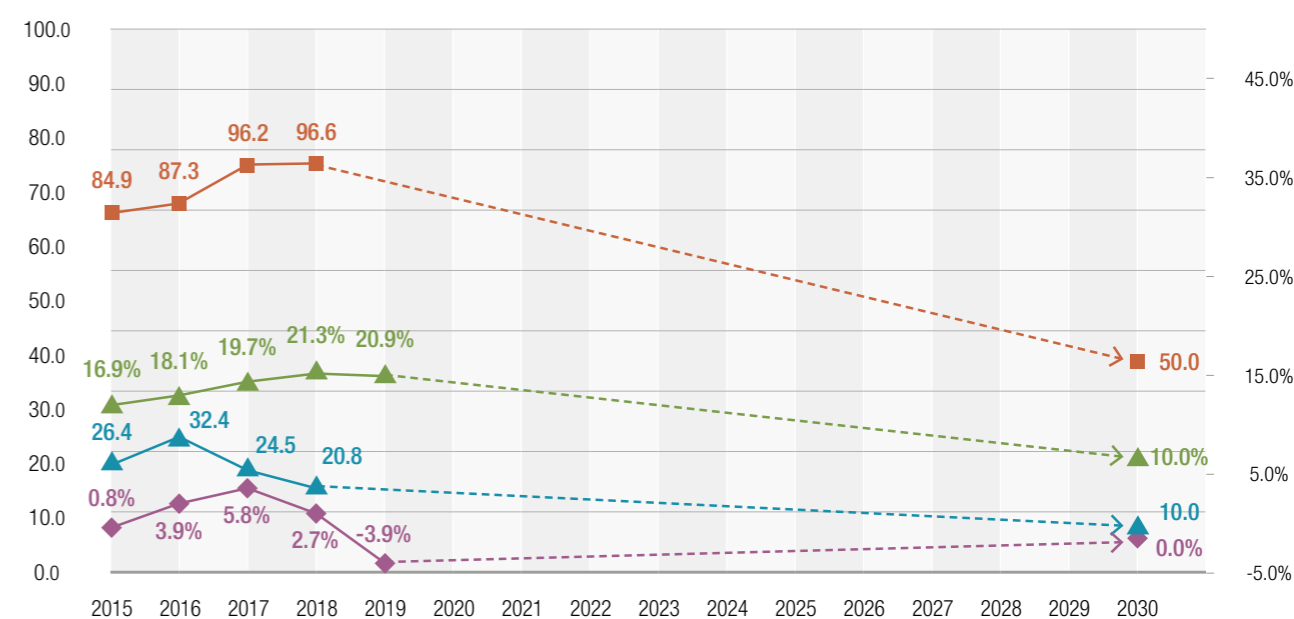
ODSBCN-883 Proportion of workers with temporary contracts over total number of workers			
Origin	Own		
Source	The OMD's Department of Statistics and Dissemination of Data (https://www.bcn.cat/estadistica/catala/dades/inf/treb/treb19/t211.htm)		
Reference value	16.9% (4th quarter of 2015)	Target value 2030	Less than 10%
Analysis perspective	Gender/Age/Sector		



ODSBCN-884 Gender gap in the proportion of workers with temporary contracts over total number of workers

Origin	Own		
Source	The OMD's Department of Statistics and Dissemination of Data (https://www.bcn.cat/estadistica/catala/dades/inf/treb/treb19/t211.htm)		
Reference value	0.8% higher for women (2015)	Target value 2030	0
Analysis perspective	Sector		

Safe and decent jobs



- INDICATOR 881:** Reduce serious injuries and deaths to less than 10 out of 100,000 inhabitants a year
- INDICATOR 882:** Reduce work-related illnesses to less than 50 out of 100,000 inhabitants a year
- INDICATOR 883:** Reduce the index of temporary employment to 10% (right axis)
- INDICATOR 884:** Eradicate the temporary-employment gender gap (right axis)

8.9.

By 2030, achieve a tourism offer that is 100% 2030 Agenda: Sustainable, safe and high-quality



Barcelona is one of the European cities that receives the most tourists. The benefits that are obtained, especially economic benefits, are very important. According to the 2019 Survey on the Perception of Tourism in Barcelona (<https://ajuntament.barcelona.cat/ca/informacio-administrativa/registre-enquestes-i-estudis-opinio>, No. 19019), 72.9% of people consider that tourism is quite beneficial for the city, while only 16.6% think that it is quite harmful for the city. But the wealth generated by tourism is not distributed equitably – it is a sector that pays low wages – and its presence generates an intense environmental footprint and can profoundly alter life in the areas most frequented by tourists. 3.6% of the people interviewed by the municipal survey in December 2019 considered tourism to be the biggest problem in the city (which is, however, far less than the 20% who thought so in June 2017). The pandemic has brought this almost exponential growth in tourism to a halt, in an unexpectedly abrupt and dramatic way. It has become necessary to rethink the middle and long-term model of tourism, based on the criteria of sustainability, responsibility, redistribution, cohesion and innovation, along the lines already established and developed by the 2020 Barcelona Strategic Plan for Tourism (<https://ajuntament.barcelona.cat/turisme/ca/pla-estrategic>, p. 19). The target to be met is none other than tourism that is 100% environmentally, economically and socially sustainable. This requires a commitment from tourism companies and an evolution towards a more selective and respectful tourism, where the tourists give priority to quality over quantity.

Operational target: Achieve that most tourism companies and services adopt the *Barcelona Safe Tourism commitment* and the *Biosphere Commitment* label; also achieve an increase in the average amount spent by tourists and a reduction in the number of accommodation places for tourists with respect to those for city residents

Key indicators:

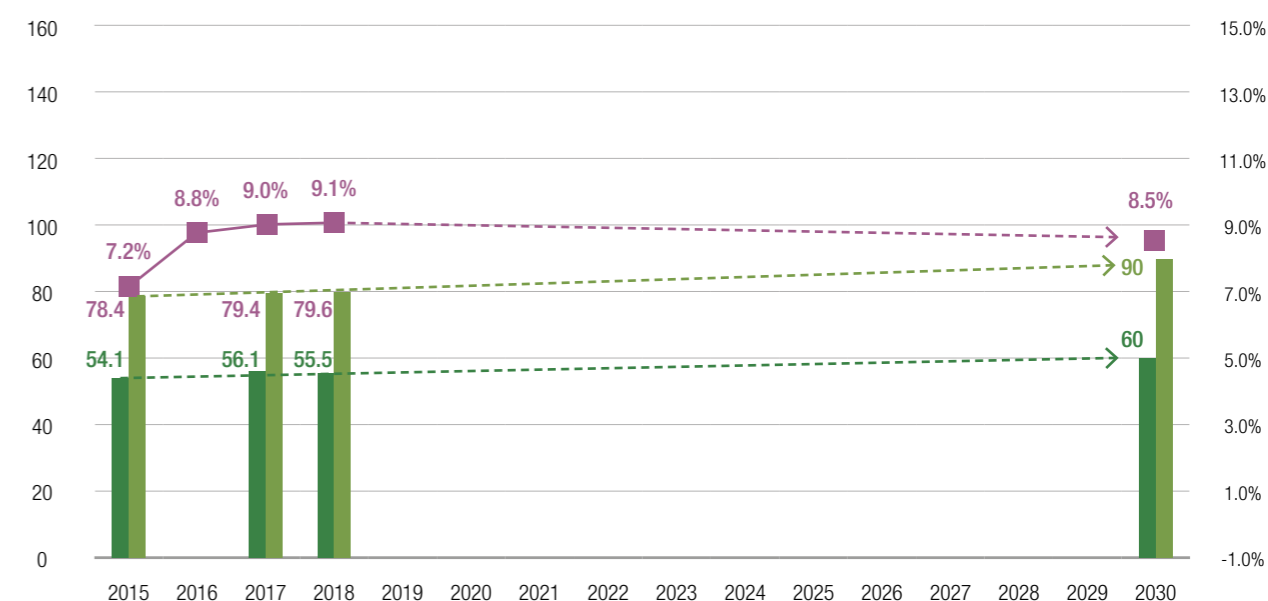
ODSBCN-891 The proportion of tourism establishments and services with the <i>Barcelona Safe Tourism</i> label			
Origin	Own		
Source	Pending the creation of the indicator and identifying the source		
Reference value	NA	Target value 2030	Above 50%
Analysis perspective	Type of establishment		

ODSBCN-892 The proportion of tourism establishments and services with the <i>Barcelona Commitment</i> label			
Origin	Own		
Source	Pending identification of source		
Reference value	Pending	Target value 2030	Above 50%
Analysis perspective	Sector		

ODSBCN-893 Average expenditure per tourist per day, on accommodation (night) and for their total stay			
Origin	Own		
Source	Barcelona Tourism Observatory (https://www.observatoriturisme.barcelona/sites/default/files/IAOTB18.pdf)		
Reference value	54.1 (night) and 78.4 (stay) (2015)	Target value 2030	Over 60 (night) and 90 (stay)
Analysis perspective	Sector		

ODSBCN-894 Number of tourist accommodation places with respect to the residential population			
Origin	Own		
Source	The OMD's Department of Statistics and Dissemination of Data (https://www.bcn.cat/estadistica/catala/dades/anuari/cap13/C1301030.htm)		
Reference value	7.2% (2015)	Target value 2030	Equal to or less than 8.5%
Analysis perspective	Sector		

Sustainable tourism



INDICATOR 893A: Increase the average per-tourist accommodation expenditure to €60 (night)

INDICATOR 893B: Increase the average per-tourist expenditure to €90 (day)

INDICATOR 894: Get the ratio of tourist accommodation to resident population to 8.5% (right axis)

8.10. Not considered to be applicable at a local level

8.a. Not considered to be applicable at a local level

8.b. Not considered to be applicable at a local level

Goal 9

Industry, innovation and infrastructure



SDG 9.
**Build resilient
infrastructure, promote
inclusive and sustainable
industrialisation and
foster innovation**




Localisable UN targets:

- 9.1. Develop high quality, reliable, sustainable and resilient infrastructure, including regional and transborder infrastructure, to support economic development and human well-being, with a focus on affordable and equitable access for all.
- 9.2. Promote inclusive and sustainable industrialisation and, by 2030, significantly raise industry's share of employment and gross domestic product, in line with national circumstances, and double its share in the least developed countries.
- 9.3. Increase the access of small-scale industrial and other enterprises, in particular in developing countries, to financial services, including affordable credit, and their integration into value chains and markets.
- 9.4. By 2030, upgrade infrastructure and retrofit industries to make them sustainable, with increased resource-use efficiency and greater adoption of clean and environmentally-sound technologies and industrial processes, with all countries taking action in accordance with their respective capabilities.
- 9.5. Enhance scientific research, upgrade the technological capabilities of industrial sectors in all countries, in particular developing countries, including the fostering of innovation and substantially increasing, by 2030, the number of research and development workers per one million people, as well as public and private research and development spending.
- 9.a. Facilitate the development of sustainable and resilient infrastructure in developing countries, by means of greater financial, technological and technical support for African countries, less advanced countries, developing countries without a coastline and small insular developing states.
- 9.b. Provide support for developing national technologies, research and innovation in developing countries, while also guaranteeing a regulatory environment that is appropriate for industrial diversification and adding value to basic products, among others.
- 9.c. Significantly increase access to information and communication technology and strive to provide universal, affordable access to the internet in less advanced countries by 2020 at the latest.

Municipal strategies and plans considered for the localisation of SDG 9

- Strategic Sectors of Barcelona's Economy.
- Local Economic Development Strategy and District Economic Development Plans: Ciutat Vella 2016-2021, Nou Barris 2016-2021, Sant Andreu 2017-2021, Sants-Montjuic 2017-2021, Horta-Guinardó 2018-2022 and Sant Martí 2018-2022.
- Barcelona Digital City Plan, 2017-2020.
- Barcelona Science Plan 2020-2023.
- Annual Sustainable Public Procurement Plan (promoting innovation).
- Barcelona International Economic Promotion Plan 2017-2020.
- Electric Vehicle Master Plan.
- Climate Plan 2018-2030 and Climate Emergency Declaration 2020.



Barcelona Targets

9.1.

By 2030, the strategic projects for the economic transformation of Barcelona will be ready



The achievement of some of Barcelona's main 2030 Agenda targets will depend, to a large degree, on carrying out a series of improvements to and the expansion of healthcare infrastructures, supporting research and innovation (such as the Ciutadella of Knowledge), of sanitation (such as the run-off collectors in Paral·lel and Diagonal) and transport (such as the La Sagrera railway station, the planned metro network, connecting the tram lines on Diagonal, improving local and regional train services, and bus lanes on the city's main access roads (B-23, C-311 Nord and C-33), including the environmentalisation and improvement of the Port of Barcelona and El Prat Airport, by means of railway connections, the electrification of all operational systems and the introduction of renewable energies. The potential benefits of these investments greatly exceed the strict delimitation of Barcelona city, and it is reasonable to expect that their funding would variously involve the Catalan, Spanish and European administrations.

Operational target: Develop projects that renew, improve or create infrastructures in the areas of health, mobility, energy, scientific research and digital transformation, and strategies for the economic and urban transformation of Barcelona; achieve the necessary funding and promote their implementation

Key indicators:

ODSBCN-911 Degree of achievement of the strategic projects for the economic transformation of Barcelona			
Origin	Own		
Source	Pending		
Reference value	List of projects approved in the 1st quarter of 2021	Target value 2030	Implementation of the agreed projects
Analysis perspective	Project		

9.2.

By 2030, a sustainable and competitive industry



To a greater or lesser degree, the decline of industry and the concentration of economic activity in the services sector is a phenomenon that Barcelona shares with all cities that lead metropolitan regions. Even so, industrial companies maintain a high strategic value in the areas where they are located, because they usually offer jobs that are better paid and require higher qualifications, while encouraging activity and innovation in all sectors. The target to achieve is economic, social and environmental sustainability, combining competitiveness and commitment to the 2030 Agenda. In this transformation, the Zona Franca Consortium, which is leading the industrial symbiosis project, must play a major role. But the reference framework must necessarily be metropolitan, because a large proportion of the big industrial areas are located outside our municipal boundaries.

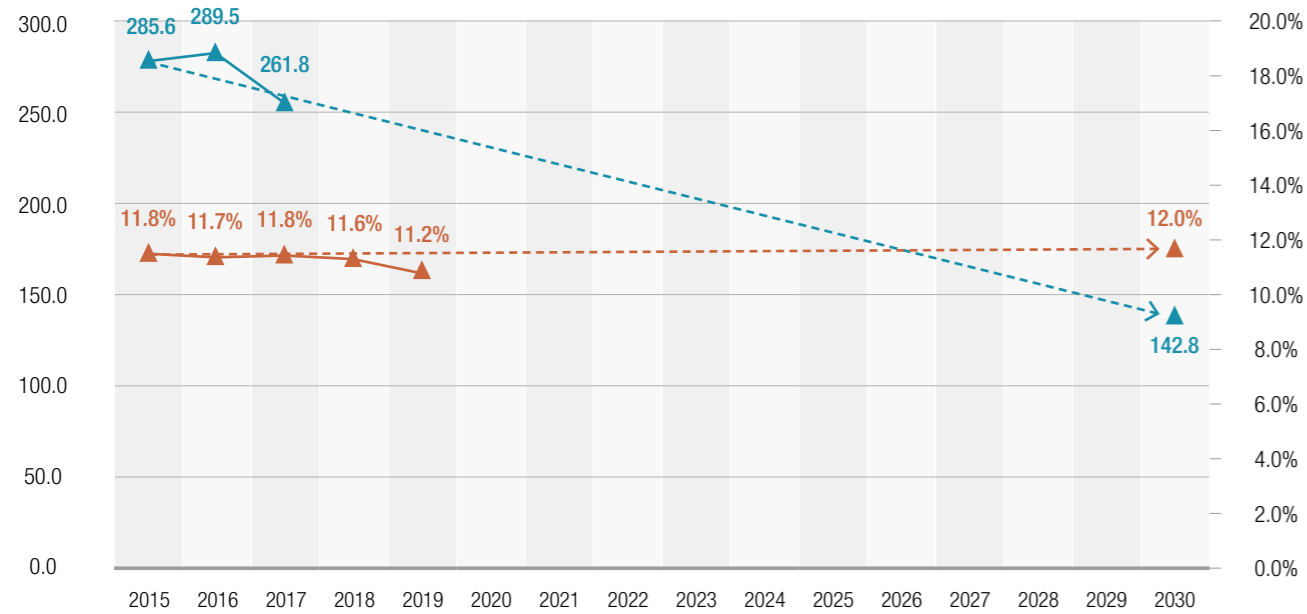
Operational target: Achieve that industry represents more than 12% of Gross Added Value generated in the Barcelona Metropolitan Area, and a 50% reduction in CO₂ emissions by the industrial sector

Key indicators:

ODSBCN-921 Volume of CO ₂ emissions generated by the industrial sector			
Origin	Own		
Source	Manager's Office for Urban Ecology, Energy Balance and Greenhouse Gas Emissions in Barcelona (https://energia.barcelona/ca/balanc-de-lenergia)		
Reference value	285,600 Mt (2015)	Target value 2030	Less than 142,800 Mt
Analysis perspective	Sector		

ODSBCN-922 Weighting of industry in the GAV generated in the Barcelona Metropolitan Area			
Origin	UN		
Source	SIMBA (https://iermbdb.uab.cat/index.php?ap=0&id_ind=1935&id_cat=301)		
Reference value	11.8% (2015)	Target value 2030	Above 12%
Analysis perspective	Sector		

Sustainable, competitive industry



INDICATOR 921: 50% reduction in GHG emissions from industrial buildings

INDICATOR 922: Increase the weighting of BMA industry to 12% of GVA (right axis)

9.3.

By 2030, SMEs that are more robust, digital, diversified and sustainable, export more and generate employment



Most of Barcelona's economic activity is generated by small and medium-sized enterprises. This is a model that generates a greater distribution of wealth and multiplies the initiatives taking place in the territory. In the specific case of industry, most of the sector is made up of small companies. They are usually industries that do not pollute much, are compatible with commercial and residential surroundings and are relatively impervious to external factors. All in all, it is a good idea to promote this type of company, favouring their access to technology, loans and markets. However, Barcelona's SMEs also need to adapt to the competitive requirements of the markets, increasing their presence in digital commerce and exportation, and taking on an increasingly firm commitment to the values of the 2030 Agenda. The target focuses on improving all of these aspects.

Operational target: Increase the results of SMEs in the key factors for their improvement: financial solidity, digitalisation, exportation capacity, sectoral diversification, environmental sustainability and creating employment

Key indicator:

ODSBCN-931 Resilience index for Barcelona's SMEs (using indicators that are able to measure the target's key factors)

Origin	Own		
Source	Data from registries and a specified survey (1st edition to be carried out in 2020 and 2021)		
Reference value	Data available from 2021	Target value 2030	To be determined, using reference data
Analysis perspective	Sector		

9.4.

Plan for Barcelona's digital transformation



Operational target: Agree and implement a digital transformation plan

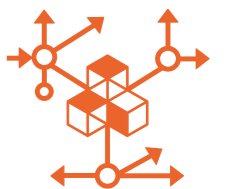
Key indicator:

ODSBCN-941 Indicators for the process and results relating to Barcelona's digital transformation plan

Origin	Own		
Source	Plan management team		
Reference value	na	Target value 2030	Plan drafted and implemented
Analysis perspective	Strategic lines or areas of the plan		

9.5.

By 2030, Barcelona, one of the five European capitals for science and innovation



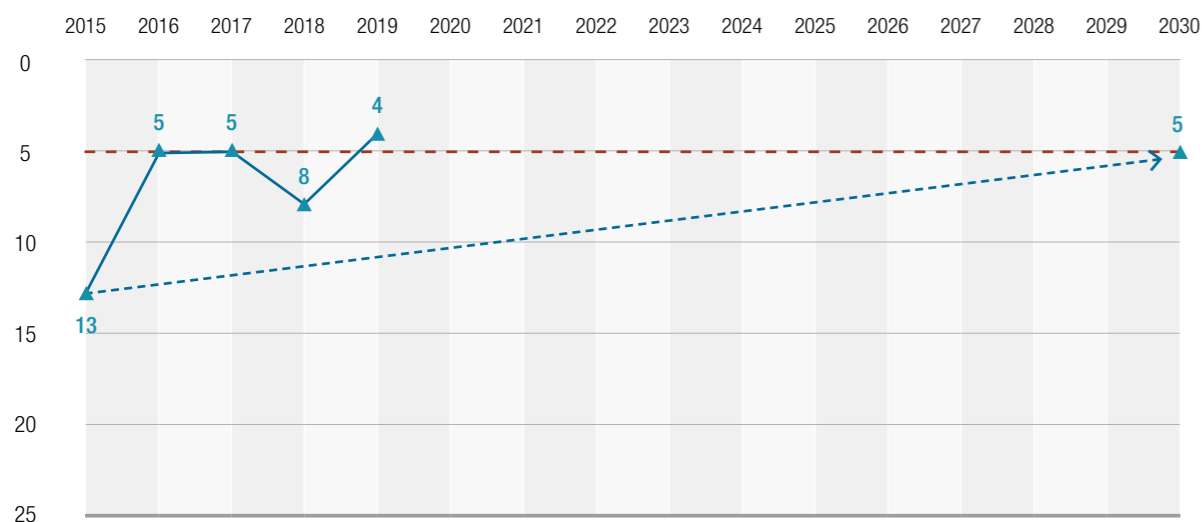
A very significant part of the research activity taking place in Catalonia and Spain is concentrated in Barcelona. The twelfth edition of the Innovation Cities Index, issued in 2019 by the 2thinknow consultancy, based on data from 500 cities, listed Barcelona in fourth place for Europe, (only behind London, Paris and Berlin) and 21st in the world, nine places better than in the previous year's edition. At the same time, the State of European Tech 2019 – a report on technological trends produced by the British investment firm Atomico – listed Barcelona in 7th place according to the volume of invested capital and in 6th place for the number of start-ups that have received funding in the last five years (<https://2019.stateofeuropeantech.com/chapter/key-findings/>). Research and development activities generate value that is positively reinvested in economic activities as a whole and the well-being of society.

Operational target: Consolidate Barcelona among the top five European cities in the Innovation Cities Index

Key indicator:

ODSBCN-951			
Origin	Own		
Source	Innovation Cities Index (https://www.innovation-cities.com/city-rankings/ , included in the Barcelona Economy Observatory's annual report https://barcelonatechcity.com/wp-content/uploads/2020/03/Observatori-2019_CAT_interactiu.pdf). The index is calculated from 162 indicators, grouped into 31 segments that cover all the economic, industrial and social functions of an economy.		
Reference value	13th (2015)	Target value 2030	5th place or higher

Science and innovation



INDICATOR 951: Barcelona's position in the Innovation Cities Index (European ranking)



9.a. Is considered to be part of Target 9.b.

9.b.

Develop the city's international cooperation with the development of infrastructures and sustainable local research and innovation industries, with technological components



Operational target: Increase the number of projects and the budgetary effort allocated to the development of more sustainable urban infrastructures and industries in countries receiving Official Development Assistance, reinforcing the links and coordination with member local authorities

Key indicators:

ODSBCN-9b1 Resources of the municipal Global Justice programme, allocated to improving industry, innovation and/or infrastructure			
Origin	Own		
Source	Directorate of Global Justice report		
Reference value	€150,000 (2019)	Target value 2030	To be determined
Analysis perspective	Geographical area/Type of project		

ODSBCN-9b2 Specialist personnel in member cities involved in specialist exchange programmes concerning infrastructure development			
Origin	Own		
Source	Global Justice programme report		
Reference value	4 specialists (2019)	2030 target	8 specialists

9.c.

Guarantee universal access to affordable, high-quality Internet



The digitalisation of society, accelerated and expanded due to the pandemic, makes it necessary to ensure that everyone has affordable, reliable and high-quality access to the Internet. There are essential factors, such as education, work, services and communication with friends and relatives that will increasingly depend on good access to the network of networks. For this reason, the target is for this access and the availability of broadband to be almost universal.

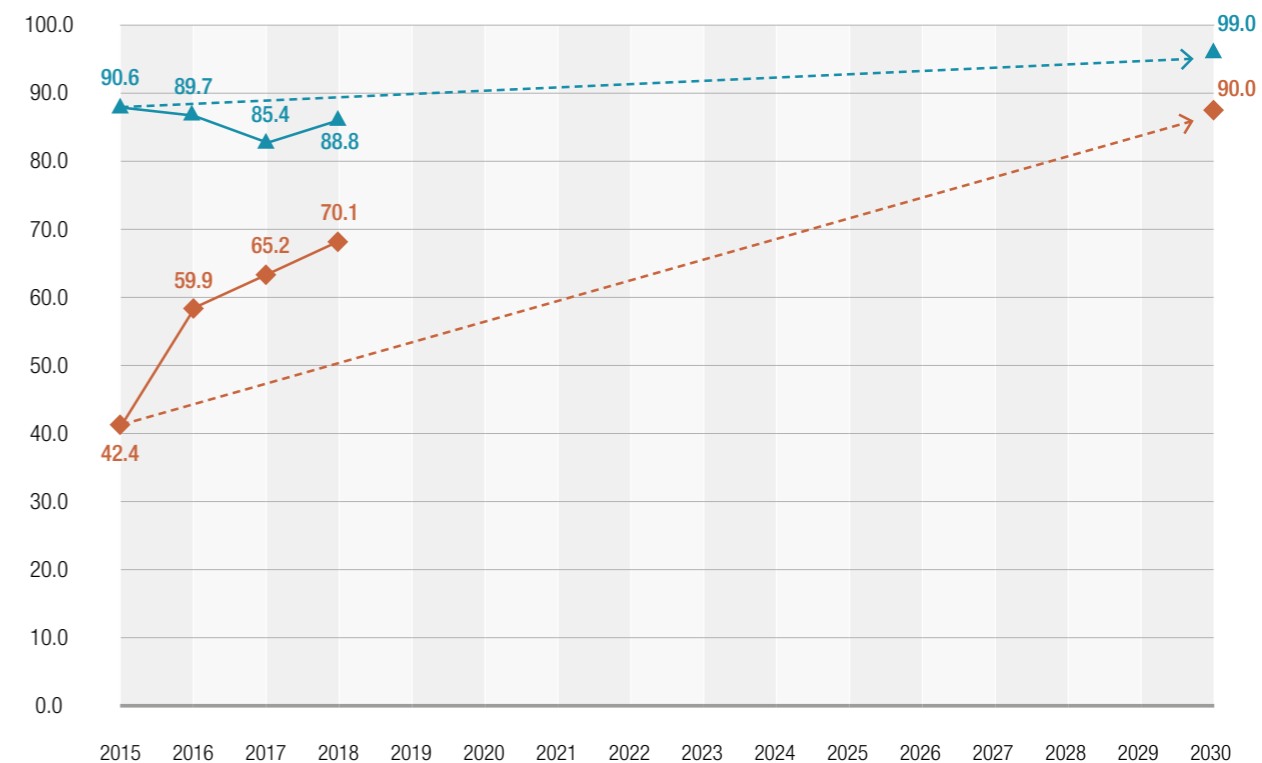
Operational target: Increase the proportion of households with internet access to 99%, and the proportion of households with broadband ICT equipment to 90%

Key indicators:

ODSBCN-9c1 Proportion of households with people between the ages of 16 and 74 that have Internet access			
Origin	Own		
Source	Survey on ICT equipment and use in households, compiled by the OMD's Department of Statistics and Dissemination of Data (https://www.bcn.cat/estadistica/catala/dades/tvida/tic/a2015/t3.htm)		
Reference value	90.6% (2015)	Target value 2030	Equal to or greater than 99%
Analysis perspective	District		

ODSBCN-9c2 Proportion of households with people between the ages of 16 and 74 that have cable or optic fibre internet access			
Origin	DIBA-PEMB		
Source	Survey on ICT equipment and use in households, compiled by the OMD's Department of Statistics and Dissemination of Data (https://www.bcn.cat/estadistica/catala/dades/tvida/tic/a2015/t3.htm)		
Reference value	42.4% (2015)	Target value 2030	Equal to or greater than 90%
Analysis perspective	District		

Universal, high-quality access to Internet





INDICATOR 9C1: Increase the proportion of households with access to Internet to 99%


INDICATOR 9C2: Increase the proportion of households with broadband access to 90%

Goal 10

Reduced inequalities




SDG 10. Reduce inequality within and among countries



Localisable UN targets:

- 10.1. Progressively achieve and sustain income growth of the poorest 40% of the population at a rate higher than the national average.
- 10.2. Empower and promote the social, economic and political inclusion of all, irrespective of age, gender, disability, race, ethnicity, origin, religion or economic or other status.
- 10.3. Ensure equal opportunities and reduce inequalities of outcome, including by eliminating discriminatory laws, policies and practices and promoting appropriate legislation, policies and action in this regard.
- 10.4. Adopt policies, especially fiscal, wage and social protection policies, and progressively achieve greater equality.
- 10.7. Facilitate orderly, safe, regular and responsible migration and mobility, including through the implementation of planned and well-managed migration policies.
- 10.b. Foster official aid for development and financial flows, including direct foreign investment, for the states in greatest need, in particular less advanced countries, African countries, small insular developing states and developing countries that have no coastline, in accordance with their respective national plans and programmes.



Municipal strategies and plans considered for the localisation of SDG 10

- Draft for producing an analysis of the new Barcelona Intercultural Plan
- Barcelona Strategy for Inclusion and Reducing Social Inequalities 2017-2030.
- Local Strategy with Barcelona's Gypsy People.
- Barcelona Employment Strategy (EOB) 2016-2020.
- Strategy on Demographic Changes and Ageing 2018-2030.
- Adolescence and Youth Plan 2017-2021.
- Youth Services and Facilities Plan (PESJB) 2018-2028.
- Barcelona Refuge City Plan.
- Barcelona Neighbourhood Health Plan.
- Barcelona Universal Accessibility Plan 2018-2026.
- Barcelona Plan for Combating Homelessness 2016-2020.
- Barcelona Cooperation for Global Justice Master Plan 2018-2021.
- Municipal Plan for Community Action 2018-2022.
- Municipal plan to combat Islamophobia.
- Municipal Plan for Sexual and Gender Diversity (2016-2020).
- Gender Justice Plan 2016-2020.
- Plan for a Comprehensive Approach to Sex Workers: ABITS Plan.
- Neighbourhood Plans 2016-2022
- Nausica support programme for asylum and refugee applicants in Barcelona.

Barcelona Targets

10.1.

By 2030, significantly reduce inequality in the distribution of income in Barcelona, while preventing the city's average Gross Available Family Income differing from the Metropolitan average



Since the beginning of the 2008 economic crisis, economic inequality has significantly increased in Barcelona. The Agenda adheres to the target proposed by the Strategy for Inclusion and Reducing Social Inequalities 2017-2030, to reduce the gap by 12% between the neighbourhoods with the biggest differences in terms of per-capita Available Family Income (AFI). This target is complemented by an income-inequality indicator based on individuals, such as the 80/20 ratio. Lastly, a target is proposed to monitor the income inequality between Barcelona and the other metropolitan municipalities, to ensure that the gap does not widen.

Operational target: Reduce the gap between the 20% of the population with the highest incomes and the 20% with the lowest incomes to less than 5, reduce the gap between the neighbourhoods with the highest and lowest Available Family Incomes by 12%, as well as preventing an increase in the gap between the average incomes for Barcelona and the BMA

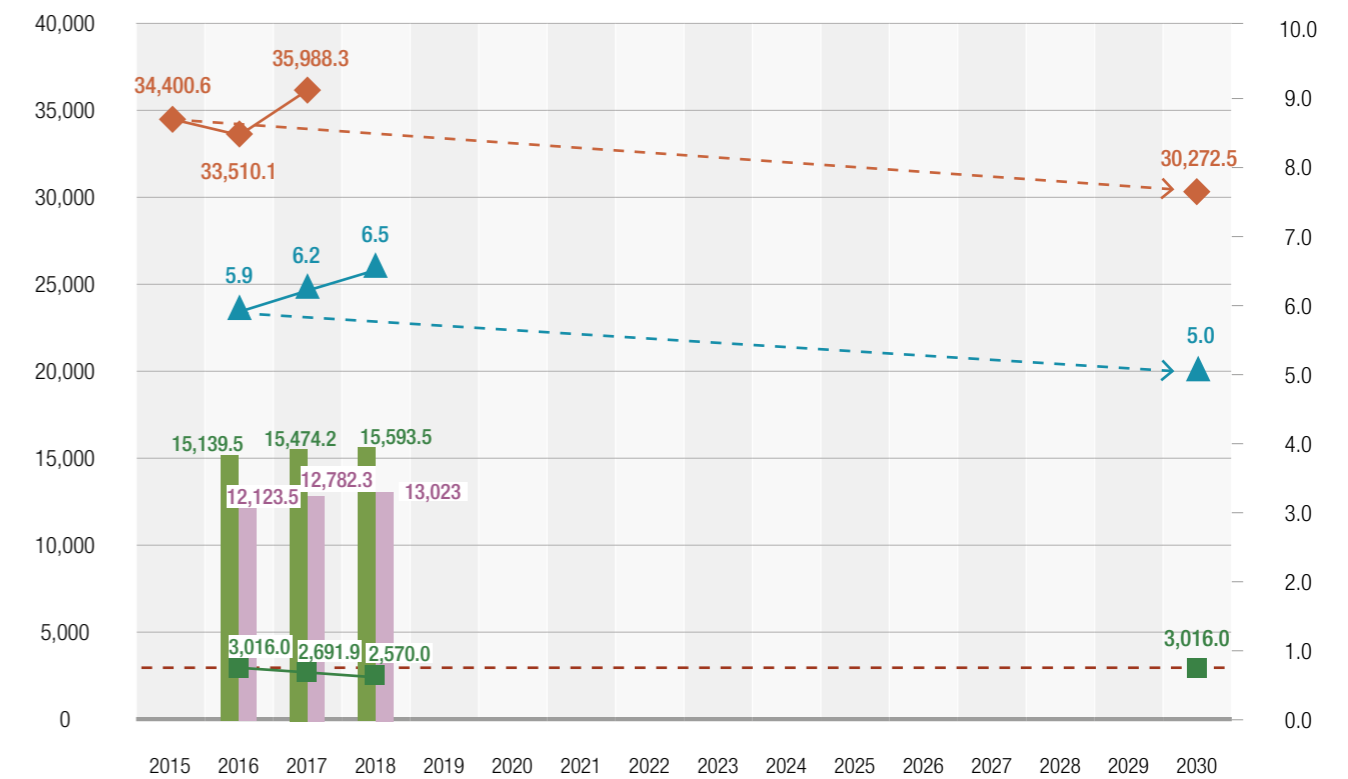
Key indicators:

ODSBCN-1011 Ratio 80/20: the relative gap between the 20% of the population with the highest income and the 20% with the lowest income			
Origin	Own		
Source	Metropolitan Statistics on Living Conditions (https://iermbdb.uab.cat/index.php?ap=0&id_ind=1686&id_cat=423)		
Reference value	5.9 (2016-2017)	Target value 2030	Less than 5

ODSBCN-1012 Gap between the neighbourhoods with the highest average and lowest average incomes (neighbourhoods that account for approximately 5% of the population in both cases)			
Origin	Own (included in the Strategy for Inclusion and Reducing Social Inequalities 2017-2030)		
Source	The OMD's Department of Analysis (https://ajuntament.barcelona.cat/barcelonaeconomia/ca/renda-familiar/renda-familiar/distribucio-territorial-de-la-renda-familiar-disponible-capita)		
Reference value	€34,401 (2015)	Target value 2030	Less than €30,273

ODSBCN-1013 Index value for the gap between average per-capita annual income for Barcelona city and the BMA			
Origin	Own		
Source	Metropolitan Statistics on Living Conditions (https://iermbdb.uab.cat/index.php?ap=0&id_ind=1369&id_cat=423)		
Reference value	107 (2016-2017)	Target value 2030	Equal to or less than 107
Analysis perspective	District		

Less inequality in income distribution



INDICATOR 1011: Get the income gap between the 20% of the population with the highest and lowest incomes to less than 5 times (right axis)

INDICATOR 1012: Reduce the income gap between the districts with the highest and lowest incomes by 12%

INDICATOR 1013: Avoid increasing the income gap between Barcelona and the rest of the BMA

10.2.

By 2030, promote social, economic and political inclusion for all



This is one of the most extensive and complex targets in the 2030 Agenda. Furthermore, it is a target that embodies the essence of democratic municipalism. We are speaking about the incorruptible commitment to the construction of a city that includes everyone, based on the respect for diversity inherent in all urban communities. Therefore, inclusion must be worked on from a series of key factors (income, employment, culture, mobility, leisure, etc.) and taking into consideration a series of groups, which for objective reasons, usually have greater difficulty in joining the city's social life and enjoying its opportunities. Inclusion is closely linked to autonomy, i.e. with people's capacity to act and participate in social life willingly and under their own criteria. In this regard, Targets 10.2. and 10.3. are very similar and should be read together. In the case of 10.2., the focus is on the risk of poverty and exclusion, a situation that can arise due to relative poverty, material deprivation and/or low employment intensity. It also focuses on loneliness. Both of these phenomena are growing problems in urban environments and Barcelona must be able to tackle them.

Operational target: Reduce the number of people at risk of poverty or exclusion to less than 15% and reduce the perception or feeling of loneliness to below 6%, taking into consideration the specific effects on the population over the age of 64 and young people

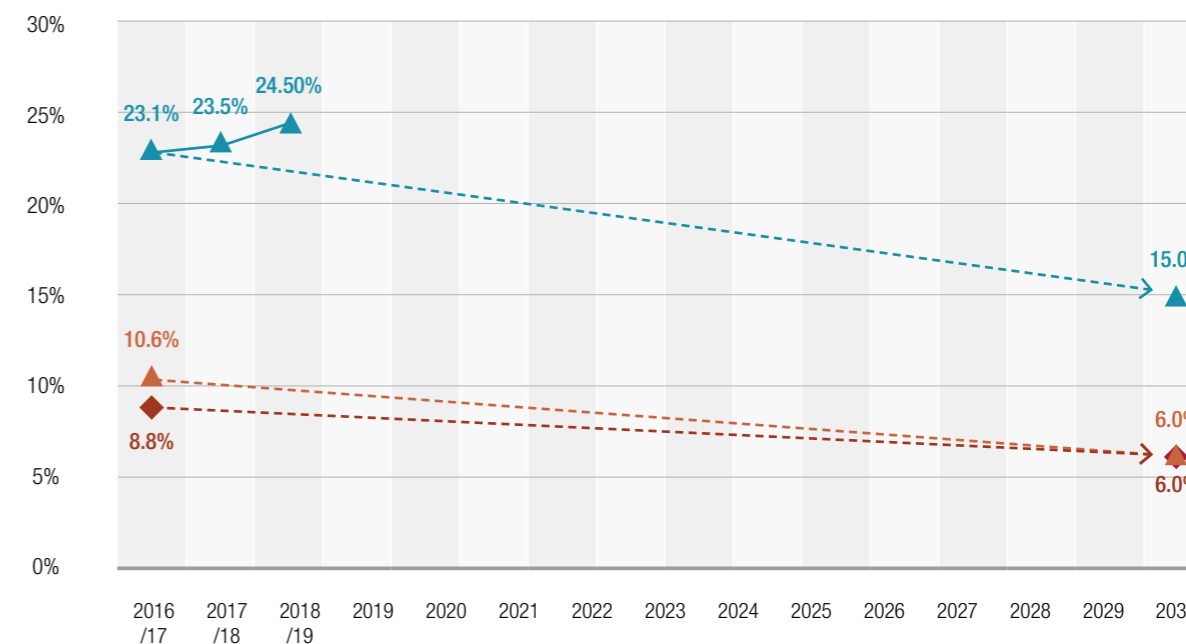
Key indicators:

ODSBCN-1021 AROPE rate (proportion of the population at risk of poverty and/or exclusion)			
Origin	Eurostat		
Source	Metropolitan Statistics on Living Conditions (https://iermbdb.uab.cat/index.php?ap=0&id_ind=1695&id_cat=244)		
Reference value	23.1% (2016-2017)	Target value 2030	Less than 15%
Analysis perspective	Gender, District		

ODSBCN-1022 Perception of loneliness (People who state that they do not have the opportunity to speak with anyone about their personal and family problems as much as they would like)			
Origin	Own		
Source	Barcelona Health Survey (https://www.aspb.cat/arees/la-salut-en-xifres/enquestes-de-salut/)		
Reference value	8.8% in adults, 10.6% in people over the age of 64 (2016-2017)	Target value 2030	Below 6%, for both the adult population and people over the age of 64
Analysis perspective	Gender, District		

ODSBCN-1023 Perception of loneliness in young people			
Origin	Own		
Source	Socio-demographic survey 2020		
Reference value	Available from 2021	Target value 2030	To be determined according to reference value
Analysis perspective	Gender, District		

Social, economic and political inclusion for all



INDICATOR 1021: Reduce the AROPE rate (people at risk of poverty and/or social exclusion) to under 15%

INDICATOR 1022A: Reduce the perception or feeling of loneliness to less than 6% for adults

INDICATOR 1022B: Reduce the perception or feeling of loneliness to less than 6% for adults over the age of 64

10.3.

By 2030, greater equality of opportunities and zero tolerance for discrimination



This target is complementary to the previous one and deals with various (in)equality factors. The top of our list is equality of access to cultural services and activities, a factor that can significantly condition people's life opportunities. The second part of the target reflects a commitment to people with disabilities, which is 9% of the total population. In accordance with the Strategy for Inclusion and Reducing Social Inequalities 2017-2030, it is proposed to double the number of people with disabilities and functional diversity who have access to personal-autonomy and independent-life programmes, considering both the people assisted by municipal services and those that benefit from programmes run by the Generalitat and other organisations.

Barcelona is also a city that is open to diversity. It assumes that equality involves the struggle against discrimination, whether this be due to ideology, gender, class, origin, sexual orientation, language, religion or any other reason. The City Council has established a specific office which, with the support of a series of organisations, compiles and processes complaints arising from cases of discrimination. With the support of a policy that is moving society towards greater intercultural coexistence, it should be possible to progressively reduce discrimination in Barcelona.

Operational target: Halve cases of inequality in access to cultural services and activities according to socio-economic level, increase the number of people with disabilities who have access to personal-autonomy and independent-life programmes to above 1,000, and reduce the incidence of discrimination (fewer than 200 complaints/year and less than 15% perception of discrimination in the adolescent population)

Key indicators:

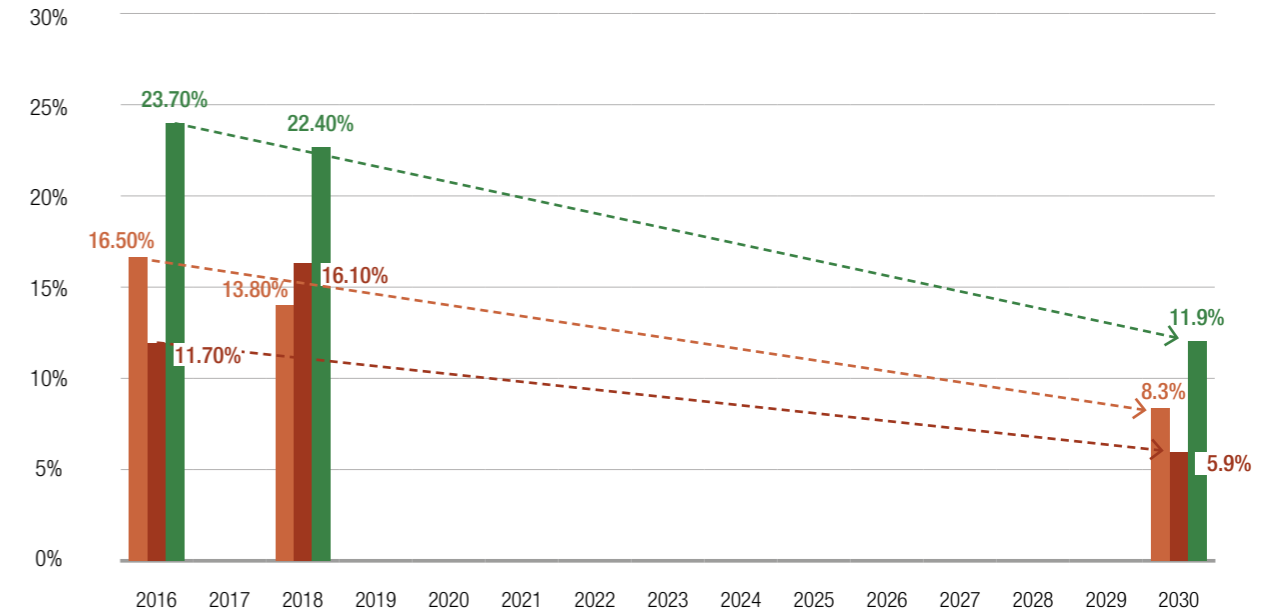
ODSBCN-1031 Differential in the use of cultural services and activities, calculated as a percentage, between the average for the population as a whole and the average for the population with a low socio-economic level			
Origin	Own		
Source	Municipal Services Survey (https://ajuntament.barcelona.cat/ca/informacio-administrativa/registre-enquestes-i-estudis-opinio)		
Reference value	Public libraries: 16.5 Popular festivals: 11.7 Cultural activities: 23.7 (2016)	Target value 2030	Public libraries: 8 Popular festivals: 6 Cultural activities: 12
Analysis perspective	Type of cultural practice/Gender/Age		

ODSBCN-1032 Number of people who have access to personal-autonomy and independent-life programmes			
Origin	Own (included in the Strategy for Inclusion and Reducing Social Inequalities 2017-2030)		
Source	Manager's Office for Social Rights, Municipal Institute for People with Disabilities		
Reference value	605 (2017)	Target value 2030	1,000 or more

ODSBCN-1033 Annual number of complaints about situations of discrimination compiled by the Board of Organisations Assisting Victims of Discrimination			
Origin	Own		
Source	Barcelona Discrimination Observatory 2019 (https://ajuntament.barcelona.cat/premsa/wp-content/uploads/2020/05/INFORME_DISCRIMINACIO_2019_A4_CA-1.pdf)		
Reference value	411 (2019) NB: This indicator underwent a methodological change between 2018 and 2019.	Target value 2030	Less than 200
Analysis perspective	Cause of discrimination, Gender, Origin, District		

ODSBCN-1034 Proportion of young people who have experienced some kind of discrimination in the last 12 months due to disability, sexual orientation, origin or gender			
Origin	Own		
Source	Survey on Risk Factors for Secondary School Students (FRESC) (https://www.aspb.cat/arees/la-salut-en-xifres/enquesta-fresc/)		
Reference value	30.7% of girls, 21.7% of boys (2016)	Target value 2030	Less than 15% for both girls and boys
Analysis perspective	Cause of discrimination, Gender, Origin, District		

Inclusion and non-discrimination (I)

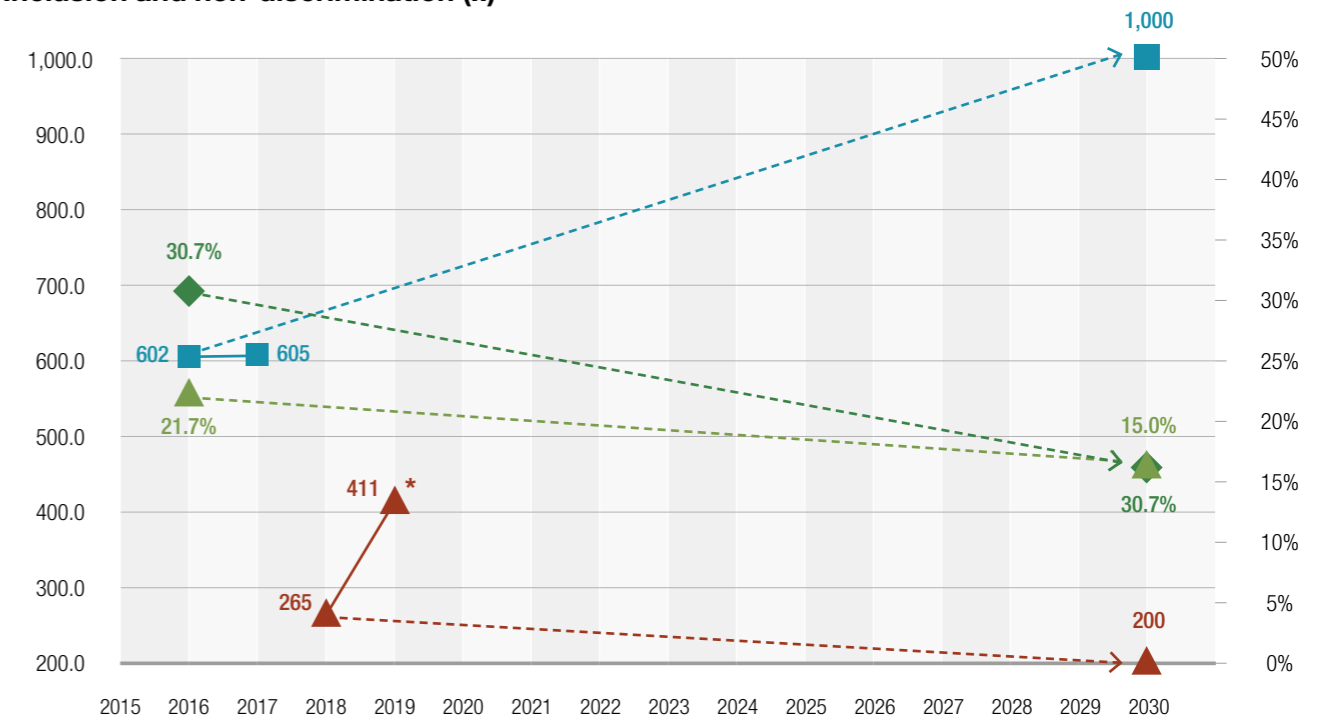


INDICATOR 101A: Reduce the differential for public-library use by people with a low socio-economic level by 50%

INDICATOR 101B: Reduce the differential for popular-festival attendance by people with a low socio-economic level by 50%

INDICATOR 101C: Reduce the differential for cultural-activity attendance by people with a low socio-economic level by 50%

Inclusion and non-discrimination (II)



INDICATOR 1032: Get the number of people with a disability benefiting from personal autonomy and independent living programmes to above 1,000

INDICATOR 1033: Reduce the number of discrimination complaints to less than 200

INDICATOR 1034A: Reduce the perception of discrimination by boys to less than 15% (right axis)

INDICATOR 1034B: Reduce the perception of discrimination by girls to less than 15% (right axis)

* (In 2019, the system for counting complaints was changed)

10.4.

By 2030, municipal commitment to equality and social-inclusion policies



In recent years, Barcelona has been noted for its commitment to policies that seek to reduce the social division and lack of opportunities for certain social groups, caused by significant inequalities in economic, social and relational assets. Continuing with this commitment during the next decade means maintaining the budgetary effort and having a shared strategy for inclusion and the reduction of social inequalities.

Operational target: Maintain the City Council's expenditure on social services and social promotion with the necessary resources, and have a current strategy for social inclusion and reducing inequalities

Key indicators:

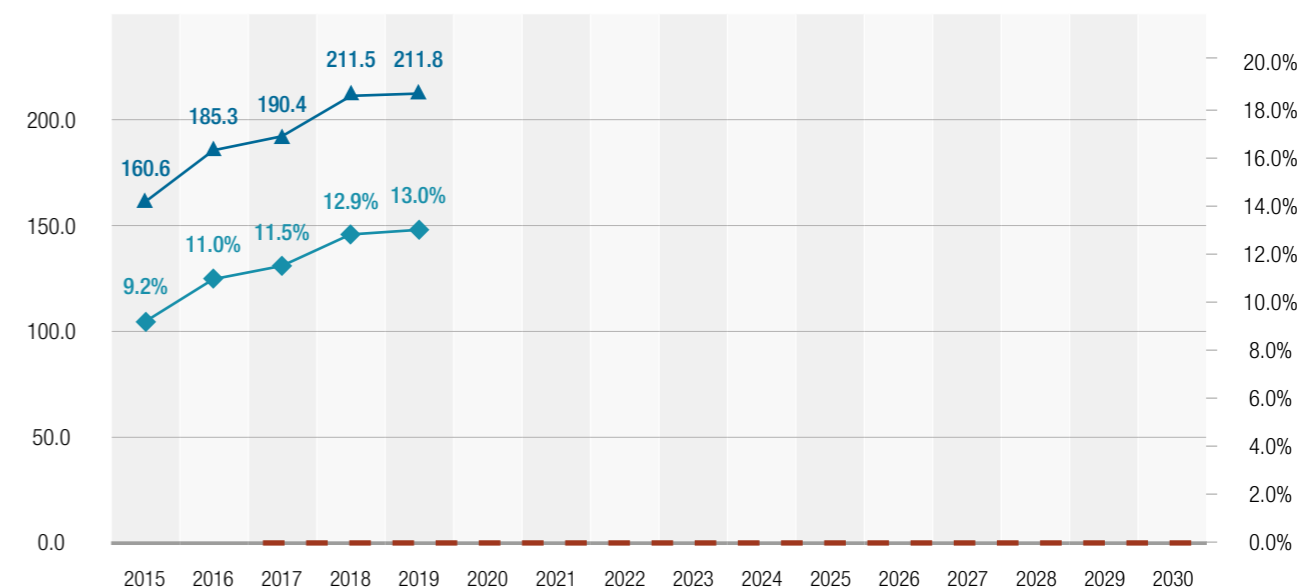
ODSBCN-1041 City Council expenditure on social services and social promotion, calculated based on functional unit 23 of the liquidated municipal budget

Origin	Own		
Source	Open budget (http://ajuntament.barcelona.cat/estrategiafinances/pressupostobert/ca/)		
Reference value	€161 per inhabitant and 9,2% of the total municipal budget (2015)	Target value 2030	To be determined
Analysis perspective	Programme		

ODSBCN-1042 Availability of a strategy for social inclusion and reducing social inequalities

Origin	Own		
Source	Manager's Office for Social Rights		
Reference value	Current 2017-2027 strategy	Target value 2030	Extension of the strategy to at least 2030

Policies for equality



INDICATOR 1041A: Maintain City Council expenditure on social services and social promotion with the necessary resources (€ per inhabitant)

INDICATOR 1041B: Maintain City Council expenditure on social services and social promotion with the necessary resources (% over total, right axis)

INDICATOR 1042: Have an ongoing strategy for social inclusion and reducing inequalities in Barcelona

10.5. Not considered to be applicable at a local level

10.6. Not considered to be applicable at a local level

10.7.

Barcelona, a city of refuge and inclusion



For many years, Barcelona has been a welcoming city for people who leave their homes in search of refuge and/or life opportunities. In recent years, this vocation has been notably reflected in the city's willingness to show solidarity by helping to welcome refugees, in the middle of a crisis that has shaken Europe in this regard. The Municipal Service for Assisting Immigrants, Emigrants and Refugees (SAIER) has had to manage an expanding demand, as a result of social, economic and political, and increasingly, climatic crises that cause large-scale intra and transcontinental movements of people. But beyond the effectiveness of preliminary reception, ultimately, the success of immigration has a lot to do with the willingness and the capacity for acceptance and inclusion, both by the immigrants themselves and by the receiving society. In addition to non-discrimination (Target 10.3.), the clearest signs of success are normalisation in access to employment and in income. Following this line, the target aims to reduce the risk of poverty and social exclusion in foreign nationals, as well as normalising their access to the job market and to public functions. Other inclusion factors for immigrants can be evaluated with an in-depth analysis of the results of the respective SDGs (education, health, gender, etc.).



Operational target: Reduce the differential between Spanish nationals and foreign nationals, for both the risk of poverty and social exclusion and for the lack of access to the formal job market

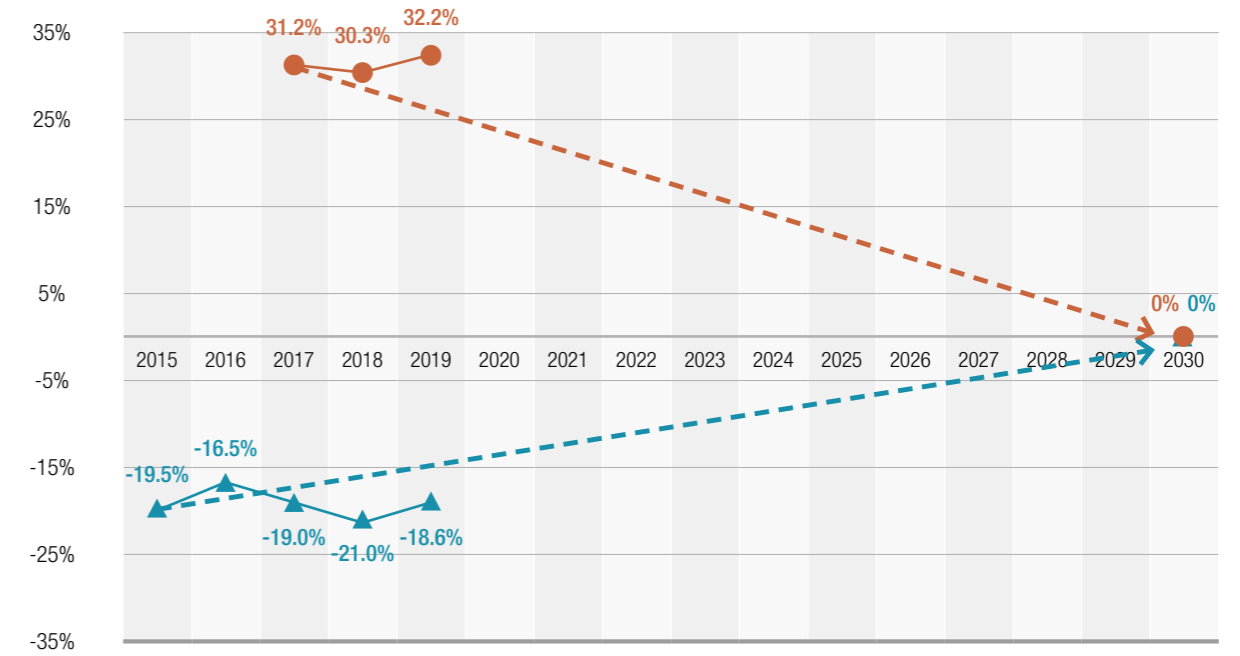
Key indicators:

ODSBCN-1071 The differential between the AROPE rate (risk of poverty and social exclusion) for foreign nationals compared to Spanish nationals			
Origin	Own		
Source	System of Barcelona Metropolitan Indicators (https://iermbdb.uab.cat/index.php?ap=0&id_ind=1951&id_cat=424)		
Reference value	31.2% (2016)	Target value 2030	To be determined
Analysis perspective	AROPE component/nationality		

ODSBCN-1072 Differential of employed people aged between 20 and 64, between Spanish nationals and foreign nationals			
Origin	Own		
Source	Own production, based on employment data from the Job Market Statistics Report and the IDESCAT population segments https://www.bcn.cat/estadistica/catala/dades/inf/treb/treb19/pdf/inf2019.pdf https://www.idescat.cat/pub/?id=pmh&n=681&geo=mun%3A080193&t=201500		
Reference value	19.5% (2015)	Target value 2030	To be determined
Analysis perspective	Sector		

ODSBCN-1073 Percentage of workers forming part of municipal personnel who were born abroad			
Origin	Own		
Source	Draft for producing an analysis of the new Barcelona Intercultural Plan		
Reference value	0.8%	Target value 2030	To be determined
Analysis perspective	Sector		

Shelter and Inclusion



INDICATOR 1071: Reduce the differential between the AROPE rate (risk of poverty and social exclusion) for foreign nationals and Spanish nationals

INDICATOR 1072: Reduce the differential between the employment rate (people aged 20 to 64) for foreign nationals and Spanish nationals

10.a. Not considered to be applicable at a local level

10.b.

Develop international cooperation for the promotion of equality and the fight against racism and discrimination


Operational target: Maintain the budgetary effort while increasing the links and coordination of projects with Local Authorities and educational campaigns for equality and non-discrimination

Key indicator:

ODSBCN-10b1 Resources of the municipal Global Justice programme, allocated to promoting equality and the fight against racism and discrimination	
Origin	Own
Source	Global Justice programme report
Reference value	€511,488 (2019)
Analysis perspective	Geographical area/Type of project

Goal 11

Sustainable cities and communities



SDG 11. Make cities and human settlements inclusive, safe, resilient and sustainable



Localisable UN targets:

- 11.1. Ensure access for all to adequate, safe and affordable housing and basic services, and upgrade slums.
- 11.2. Provide access to safe, affordable, accessible and sustainable transport systems for all, improving road safety, notably by expanding public transport, with special attention to the needs of those in vulnerable situations, women, children, persons with disabilities and older persons.
- 11.3. Enhance inclusive and sustainable urbanisation and capacity for participatory, integrated and sustainable human settlement planning and management in all countries.
- 11.4. Strengthen efforts to protect and safeguard the world's cultural and natural heritage.
- 11.5. Significantly reduce the number of deaths caused by disasters, including those relating to water, and the number of people affected, while substantially decreasing the direct economic losses caused by disasters, with a special emphasis on protecting the poor and people in vulnerable situations.
- 11.6. Reduce the adverse per-capita environmental impact of cities, including by paying special attention to air quality and municipal and other types of waste management.
- 11.7. Provide universal access to safe, inclusive and accessible green and public spaces, in particular for women and children, older people and persons with disabilities.
- 11.a. Provide support for positive economic, social and environmental links between urban, suburban and rural areas, strengthening the planning of national and regional development.
- 11.b. By 2020, substantially increase the number of cities and human settlements that adopt and launch integrated policies and plans for promoting inclusion, the efficient use of resources, mitigating and adapting to climate change, as well as resilience to disasters, and developing and putting into practice a comprehensive management of disaster risks at all levels, in accordance with the Sendai Framework for Disaster Risk Reduction 2015-2030.
- 11.c. Provide support for less advanced countries, including financial and technical assistance, so that they are able to construct sustainable, resilient buildings using local materials.

Municipal strategies and plans considered for the localisation of SDG 11

- Citizen Commitment to Sustainability 2012-2022.
- Barcelona Strategy for Inclusion and Reducing Social Inequalities 2017-2030.
- Sustainable Urban Development Strategy (EDUSI) Besós 2014-2020.
- Bicycle Strategy for Barcelona.
- E-mobility strategy.
- Basic Plan for Emergencies.
- Buits Plan to involve social organisations in the definition, installation and management of city spaces that are provisionally in disuse.
- Climate Plan 2018-2030 and Climate Emergency Declaration 2020.
- Barcelona Universal Accessibility Plan 2018-2026.
- City Block Interiors Plan.
- Comprehensive Improvements of Public Spaces Plan.
- Urban Mobility Plan 2024 (under production) and mobility plans for the districts of Ciutat Vella (2018-2023) and Nou Barris (2019-2024).
- Sound Pollution Reduction Plan and Noise Map.
- 2019-2030 Play in Public Spaces Plan.
- Barcelona Green and Biodiversity Plan 2012-2020.
- GUB Master Plan.
- Fire-Prevention, Extinction and Rescue Service Directorate's Master Plan 2014-2025
- Right to Housing Plan 2016-2025.
- Neighbourhood Plans 2016-2021.

Barcelona Targets

11.1.

By 2030, affordable housing for all



At present, the lack of affordable housing is one of Barcelona's biggest social problems, if not the biggest. For many families, this means an excessive cost for their family budget, and many others find it impossible to gain access to decent housing. Starting from this premise, the target is in line with the housing targets proposed for the Strategy for Inclusion and Reducing Social Inequalities 2017-2030, focused on reducing the excessive cost of housing, multiplying the stock of affordable rental housing and progressively eliminating evictions. The Right to Housing Plan 2016-2025 is a key instrument for achieving this target. Among many other actions, it provides for increasing the number of homes at below market prices by 18,989 new units.

Operational target: Reduce the proportion of families that allocate more than 40% of their resources to housing expenditure to less than 14%, quadrupling the protected rental housing stock and getting the number of evictions down to nearly zero

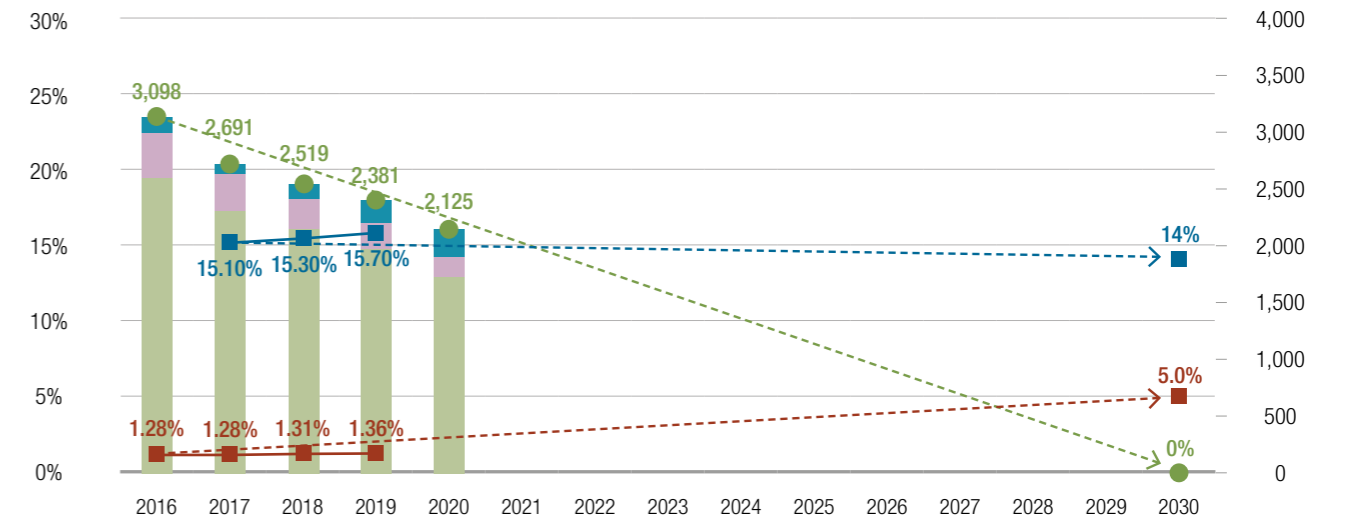
Key indicators:

ODSBCN-1111 Proportion of families that allocate more than 40% of their resources to housing expenditure			
Origin	Own (included in the Strategy for Inclusion and Reducing Social Inequalities 2017-2030)		
Source	Metropolitan Statistics on Living Conditions (https://iermbdb.uab.cat/index.php?ap=0&id_ind=1707&id_cat=-2)		
Reference value	15.1% (2016-2017)	Target value 2030	Less than 14%
Analysis perspective	District/Households with children and adolescents		

ODSBCN-1112 Proportion of protected rental housing in relation to the total housing stock of main residencies			
Origin	Own (included in the Strategy for Inclusion and Reducing Social Inequalities 2017-2030)		
Source	The OMD's Department of Statistics and Dissemination of Data (https://www.bcn.cat/estadistica/castella/dades/anuari/cap16/C1608010.htm)		
Reference value	1.28% (2015)	Target value 2030	Above 5%
Analysis perspective	District		

ODSBCN-1113 Annual number of evictions carried out in Barcelona			
Origin	Own (included in the Strategy for Inclusion and Reducing Social Inequalities 2017-2030)		
Source	DESC Observatory (http://observatoridesc.org/ca/l-evolucio-dels-desnonaments-2008-2019-l-emergencia-consolidacio-d-crisi-habitacional)		
Reference value	3,098 (2015)	Target value 2030	0
Analysis perspective	District/Type of tenure status		

Affordable housing



INDICATOR 1111: Get the proportion of households that suffer excessive expenditure on housing to less than 14%

INDICATOR 1112: Increase the city's stock of protected rental housing to 5% of the total number of residential dwellings

INDICATOR 1113: Get the number of evictions down towards zero (right axis)

11.2.

By 2030, more ecomobility, based on a sustainable, inclusive public transport system of the highest quality



The 2017-2030 Climate Plan aims to reduce mobility using private motorised transport. Along the same lines, the new Urban Mobility Plan proposes a target of 80% ecomobility by 2024. These targets, combined with the series of improvement proposals for public mobility included in the Climate Emergency Declaration (such as improving the accessibility and comfort of pavements, expanding pedestrian areas and increasing the number of pacified streets) should make it possible to increase road safety and favour people-friendly surroundings with less energy consumption and lower emissions levels.

Operational target: Increase ecomobility (proportion of journey stages made using public and/or non-motorised transport), achieve an evaluation of public transport of over 7.5 for each of its types (metro, tram, bus and Bicing), convert the bus fleet to 100% sustainable and carry out over 350,000 door-to-door journeys a year for people with disabilities

Key indicators:

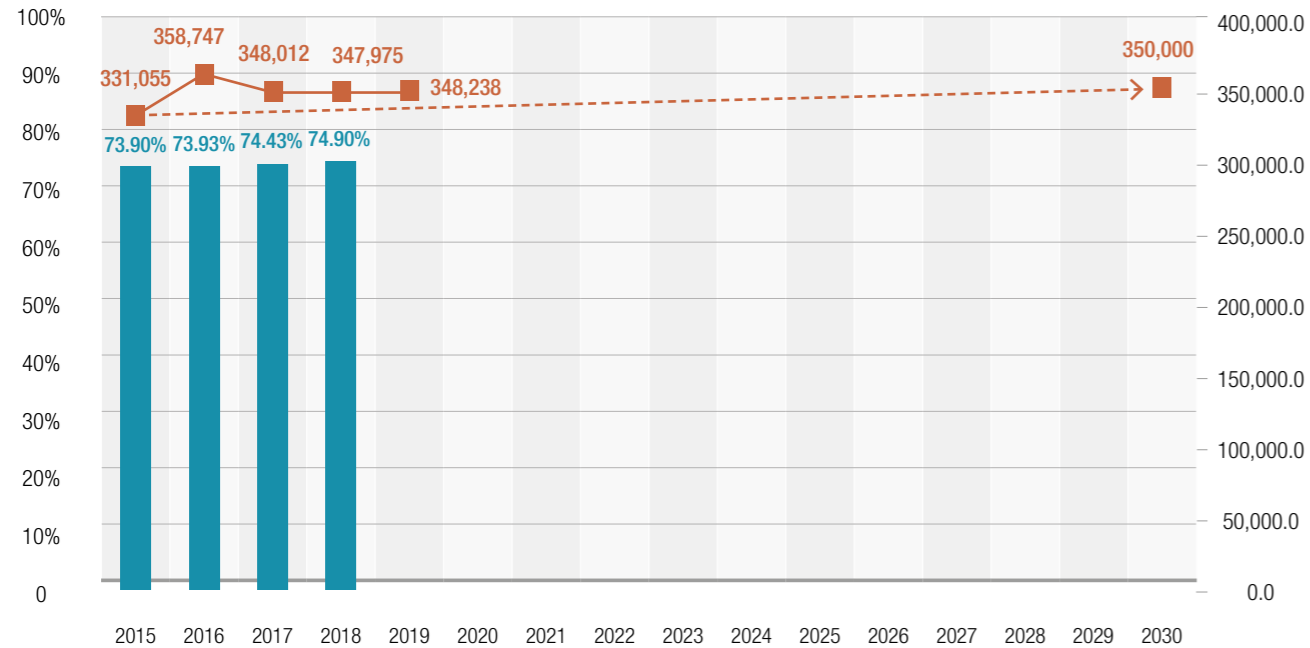
ODSBCN-1121 Ecomobility (proportion of journey stages made using public and/or non-motorised transport)			
Origin	Own (included in ISB 2.1.and the Urban Mobility Plan proposal)		
Source	Barcelona Sustainability Indicators (ISB) Annual Report https://www.barcelona.cat/barcelonasostenible/sites/default/files/Indicadors/Indicadors2018/2018_informe_indicadors_sostenibilitat-bcn_0.pdf		
Reference value	73.9% (2015)	Target value 2030	To be determined
Analysis perspective	District		

ODSBCN-1122 Evaluation of the management of the various types of public transport by the people who use them: Metro, tram, bus and Bicing			
Origin	Own		
Source	Municipal Services Survey (https://ajuntament.barcelona.cat/ca/informacio-administrativa/registre-enquestes-i-estudis-opinio)		
Reference value	Scores for 2019: Metro 7.6 Tram. 7.7 (2015) Bus 7.2 Bicing 7.0	Target value 2030	Above 7.5 for all for types of public transport
Analysis perspective	District/Neighbourhood/Gender/Age		

ODSBCN-1123 Degree of bus fleet electrification			
Origin	Own		
Source	To be determined		
Reference value	Pending	Target value 2030	100%
Analysis perspective	District		

ODSBCN-1124 journeys/year in the door-to-door service for people with disabilities			
Origin	Own		
Source	Manager's Office for Social Rights report		
Reference value	331,055 (2015)	Target value 2030	Over 350,000
Analysis perspective	District		

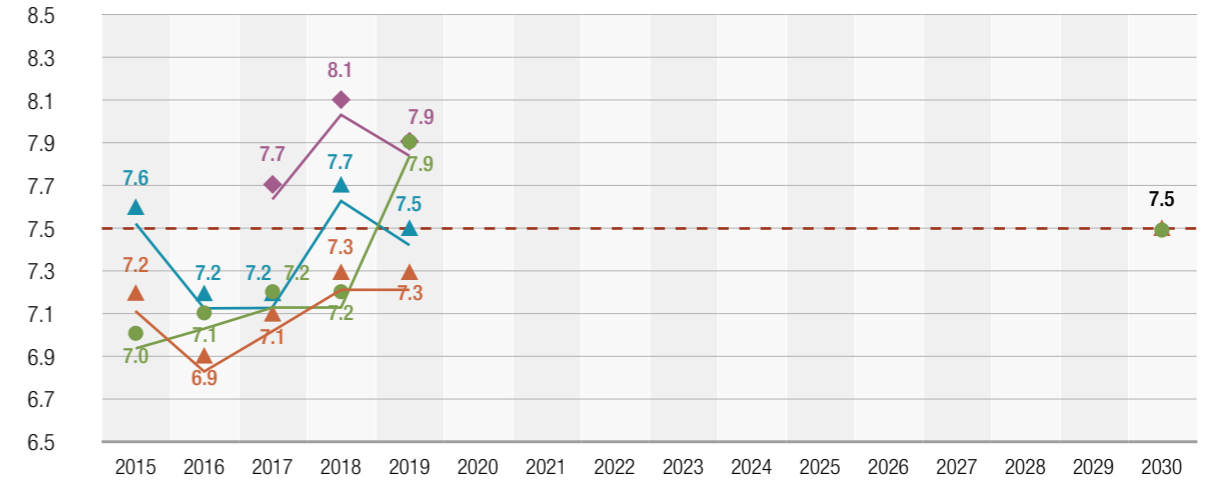
EcoMobility and public transport (I)



INDICATOR 1121: EcoMobility (proportion of journeys made using public transport or non-motorised private transport)

INDICATOR 1122: Carry out over 350,000 journeys/year in the door-to-door service for people with disabilities

EcoMobility and public transport (II)



INDICATOR 1124: Maintain the service-user evaluation of types of public transport at above 7.5 out of 10

INDICATOR 1124A: Metro Evaluation

INDICATOR 1124B: Urban Bus Evaluation

INDICATOR 1124C: Bicing Evaluation

INDICATOR 1124D: Tram Evaluation

11.3.

By 2030, achieve, with social consensus, a change of urban model in order to attain healthier and more sustainable public spaces, especially in areas surrounding schools



Social, technological and economic changes are driving the urban transformation of Barcelona. The renovation projects for urban areas all aim to expand and improve the quality of available public space, because it is a basic ingredient for people's health and well-being. This has to be accompanied by a more sustainable model for mobility, as set out in Target 11.2., which favours community life to a greater degree. The areas surrounding schools are priority spaces for this transformation, in line with the commitment to ensure the good physical, emotional and intellectual development of children. The idea is to protect the physical surroundings of the schools, with more green and relaxation areas and less motorised traffic. In this change of model, it is also essential for the voice of city residents to be heard, as established in the Citizen Participation Regulation (see Target 16.7.).

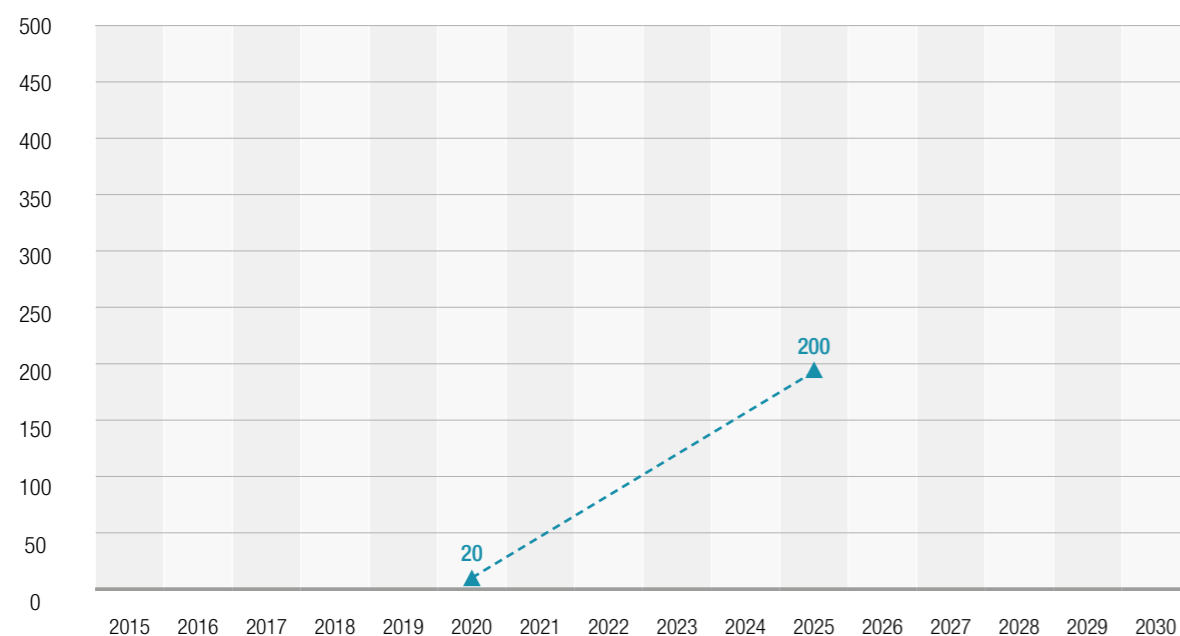
Operational target: Transform 20 Km of streets into Green Corridors and improve the areas surrounding all the city's schools, so that by 2025, there are 200 schools with operations to create protected environments

Key indicators:

ODSBCN-1131 Km of green corridors in Barcelona's urban area			
Origin	Own		
Source	Manager's Office for Urban Ecology (Area of Urban Model)		
Reference value	Pending calculation	Target value 2030	Pending definition
Analysis perspective	District		

ODSBCN-1132 Number of schools benefiting from urban-planning actions to create protected school environments			
Origin	Own		
Source	Manager's Office for Urban Ecology (Area of Urban Model)		
Reference value	20 (2020)	Target value 2025	Operations at 200 schools
		Target value 2030	Operations at all schools
Analysis perspective	District		

Change of urban model



INDICATOR 1132: Multiply by ten the number of schools undergoing urban-planning interventions to generate protected environments

11.4.

By 2030, greater protection, accessibility and knowledge of singular heritage and identity features of Barcelona and its neighbourhoods



In the decades after democracy was restored, Barcelona invested a lot of resources in recovering its heritage, at all levels. In addition to the city's buildings, heritage also includes memory, intangible values and even cultural practices, at both a neighbourhood and city level, as well as landscapes and other features of natural heritage (see SDG 15). Based on a wide-ranging vision, open to criticism and recognition, urban heritage enriches people's lives and facilitates positive community life, through the (re)creation of common meanings and an identity that can be shared by very different people. But these beneficial effects can only be generated if this treasure is known and appreciated, not only by the people who visit the city, but also, and especially, by the people who live here. For this reason, the target focuses on facilitating access to the more impressive heritage areas and on adapting the dissemination of heritage features to the cultural media and forms of digital society.

Operational target: Make in-person access to museums and exhibition centres more affordable, as well as intensifying the digitalisation and online dissemination of their collections

Key indicators:

ODSBCN-1141 The number of people/total visitors that have entered public museums and exhibition centres either at a discount price or free of charge

Origin	Own (included in SICUB)		
Source	ICUB		
Reference value	Pending calculation	Target value 2030	To be determined
Analysis perspective	Type of facility		

ODSBCN-1142 Number of digitalised registries (annual increase)/Number of collection items accessible online

Origin	Own (included in SICUB)		
Source	ICUB		
Reference value	Pending calculation	Target value 2030	To be determined
Analysis perspective	Type of museum piece or work of art		

11.5.

By 2030, maximum protection for people and prevention of material damage during severe climate episodes



Barcelona is a relatively well-protected city with regard to catastrophic natural phenomena. However, as it is a coastal city with a Mediterranean climate, it is necessary to realise that climate change will bring much more frequent and intense phenomena, such as rainstorms, droughts and heat waves. This makes it necessary to act preventively on a number of fronts concerning climate adaptation (see Targets 6.2. and 13.1.). However, it is also necessary to prepare the necessary resources and operations for dealing with the inevitable catastrophic episodes, giving priority to civil defence and minimising personal harm and material damage. In order to achieve this, Barcelona has resources such as the Prevention, Fire Extinction and Rescue Service (SPEIS), and an innovative focus, based on urban resilience (see Target 11.c.).

Operational target: Reduce the effects of heat waves, flooding and other severe climate episodes on humans and materials, and invest in prevention and protection to deal with these situations

Key indicators:

ODSBCN-1151 Quantification of human harm caused by severe climate episodes			
Origin	Own		
Source	Pending the creation of the indicator and identifying the source		
Reference value	Pending	Target value 2030	Pending
Analysis perspective	District		

ODSBCN-1152 Quantification of material damage caused by severe climate episodes			
Origin	Own		
Source	Pending the creation of the indicator and identifying the source		
Reference value	Pending	Target value 2030	Pending
Analysis perspective	District		

ODSBCN-1153 Investment in prevention and protection measures to deal with severe climate episodes			
Origin	Own		
Source	Pending the creation of the indicator and identifying the source		
Reference value	Pending	Target value 2030	Pending
Analysis perspective	District		

11.6.

By 2030, Barcelona will comply with the air-quality thresholds recommended by the WHO



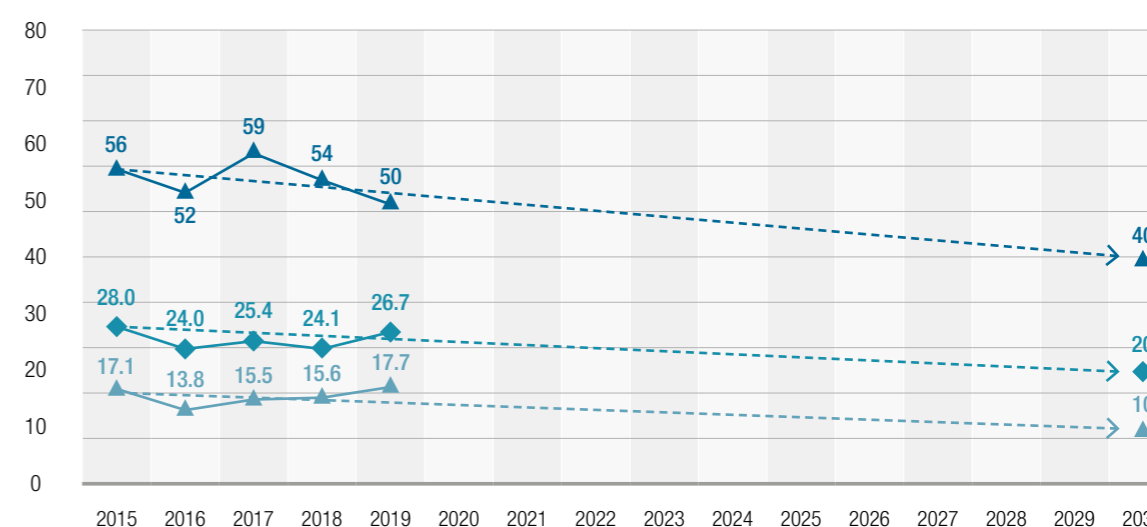
The Energy, Climate Change and Air Quality Plan 2011-2020 proposed a 26% reduction in NO₂ emissions and a 39% reduction in PM₁₀ emissions compared to 2008. The new Sustainable Urban Mobility Plan, which should be in force until 2024, provides continuity for the target of significantly reducing motorised traffic emissions, in order to ensure that the concentration of the main urban atmospheric pollutants remain below the thresholds recommended by the World Health Organisation. In the case of particulates, achieving the recommended levels has an added difficulty, given the diversity of the emission sources for this pollutant (dust, ash, soot, metallic particles, cement, pollen, etc.). Even during the strictest part of the COVID-19 lockdown in Barcelona, the city exceeded the recommended level for PM_{2.5} and barely achieved it for PM₁₀.

Operational target: By 2030, reduce the average concentration of air pollutants to below the thresholds recommended by the WHO in all seasons in the city

Key indicator:

ODSBCN-1161 Average concentration of NO ₂ , PM ₁₀ and PM _{2.5} in µg/m ³			
Origin	UN and Eurostat (Included in ISB, indicator 3.1.)		
Source	Barcelona Sustainability Indicators (ISB) Annual Report https://www.barcelona.cat/barcelonasostenible/sites/default/files/Indicadors/Indicadors2018/2018_informe_indicadors_sostenibilitat-bcn_0.pdf		
Reference value	Maximum annual average of NO ₂ : 56 µg/m ³ Annual city average for PM ₁₀ : 28 µg/m ³ Annual city average for PM _{2.5} : 17.1 µg/m ³ (2015)	Target value 2030	NO ₂ : Less than 40 µg/m ³ (Note 3) PM ₁₀ : Less than 20 µg/m ³ PM _{2.5} : Less than 10 µg/m ³
Analysis perspective	District		

Change of urban model



INDICATOR 1161A: NO₂: Less than 40 µg/m³ (annual maximum average)

INDICATOR 1161B: PM₁₀: Less than 20µg/m³ (annual city average)

INDICATOR 1161C: PM_{2.5}: Less than 10µg/m³ (annual city average)

11.7.

By 2030, greener and safer public areas where people can play



In accordance with the provisions of the 2018-2030 Climate Plan, the idea is to add an additional 160 hectares to the city's green areas, giving priority to places that are most lacking in them, such as Avinguda Meridiana, the La Sagrera Lineal Park and La Marina, among others. It is important that these public areas, which are essential for leisure and positive community life in the city, are of high quality and accessible to everyone, and for them to also include safe, attractive areas and facilities so that children can play outdoors and in freedom.

Operational target: Create 160 hectares of urban green areas in Barcelona, giving priority to places that most lack them, setting the index for the quality of public areas above 7 and achieving 10 of the targets in the Plan for Play in Barcelona's Public Spaces

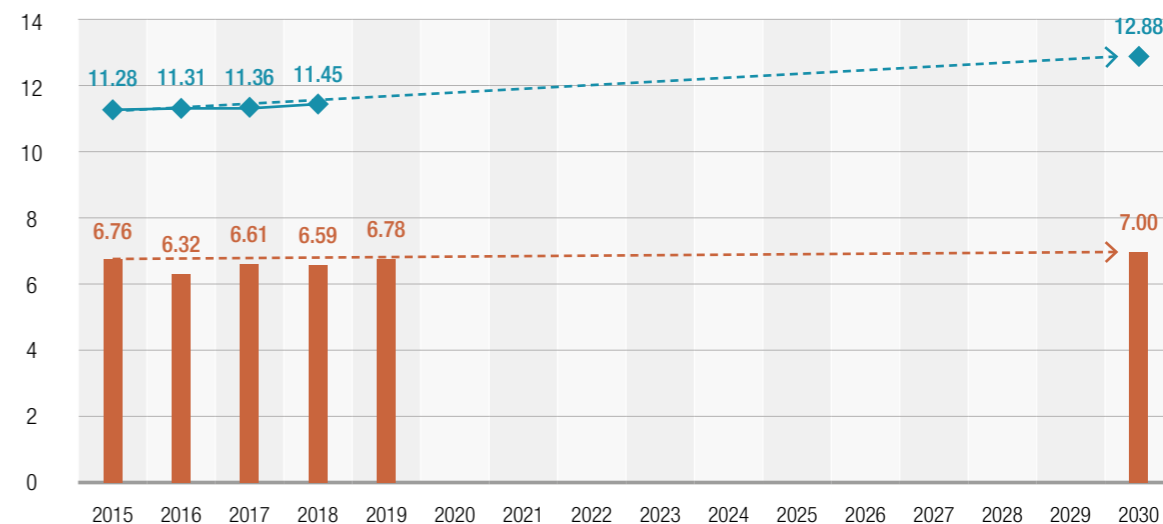
Key indicators:

ODSBCN-1171 Surface area of non-woodland urban green areas			
Origin	Own (target and indicator Included in the 2018-2030 Climate Plan)		
Source	The OMD's Department of Statistics and Dissemination of Data (https://www.bcn.cat/estadistica/catala/dades/anuari/cap01/C0101120.htm)		
Reference value	1,128 (2015)	Target value 2030	1,288
Analysis perspective	District		

ODSBCN-1172 Index of public area quality (a composite indicator that includes a number of social, coexistence and services indicators, as well as urban features)			
Origin	Own		
Source	Public space monthly report (indicator listed at: https://qcm.bcn.cat)		
Reference value	6.76 (October 2015)	Target value 2030	Above 7
Analysis perspective	District		

ODSBCN-1173 Index value for the achievement of the 10 targets in the Plan for Play in Barcelona's Public Spaces 2019-2030			
Origin	Own		
Source	Manager's Office for Urban Ecology (https://ajuntament.barcelona.cat/ecologiaurbana/ca/que-fem-i-per-que/espai-public-de-qualitat/barcelona-dona-molt-de-joc)		
Reference value	Pending	Target value 2030	10 targets of the Plan achieved
Analysis perspective	District		

Improving public areas



INDICATOR 1171: Increase non-woodland green areas by 1.6 Km2

INDICATOR 1172: Get the quality of public space index to above 7



11.a.

By 2021, have a new Metropolitan Urban-Planning Master Plan



The new Metropolitan Urban-Planning Master Plan (PDU) must update the directives that make it possible to coordinate urban-planning organisation in the 36 municipalities that make up the Barcelona Metropolitan Area, defining a global model for land uses, housing and mobility in the territory, among others. This makes it an essential regulation for the city's sustainable development and for achieving the SDGs. Currently, the PDU is at an advanced stage of production. It is necessary to ensure that its contents are consistent with the 2030 Agenda and that it is approved and implemented as soon as possible.

Operational target: Foster the processing of the Metropolitan Urban-Planning Plan, with the perspective of achieving its definitive approval during the 2019-2023 term of office

Key indicator:

ODSBCN-11a1 Production status of the new Metropolitan Urban-Planning Plan			
Origin	Own		
Source	The BMA's Area of Urban Planning (https://urbanisme.amb.cat/)		
Reference value	On 31 January 2020, the public information period for the preliminary PDU ended	Target value 2021	The Metropolitan Urban-Planning Plan definitively approved and in force

11.b.

Develop Barcelona's urban resilience model



Barcelona's resilience model is a necessary response for complying with the requirements of the Sendai Framework for Disaster Risk Reduction 2015-2030. The focus is based on developing the capacity of institutions and the urban community to prevent and effectively respond to the crises and disasters that may affect them, endeavouring to minimise the recovery time in each case. To that end, promote the integration of all the strategies involved in risk prevention and reduction (safety, health, infrastructures, etc.).

Operational target: Develop Barcelona's urban resilience model, based on incident management, information analysis and reducing risk

Key indicator:

ODSBCN-11b1 Degree of development of Barcelona's Urban Resilience Model			
Origin	Own		
Source	Manager's Office for Urban Ecology (https://ajuntament.barcelona.cat/ecologiaurbana/ca/serveis/la-ciutad-es-transforma/resiliencia-urbana)		
Reference value	Pending	Target value 2030	Pending

11.c.

Develop international cooperation in regard to urban planning and housing



Operational target: Increase the number of projects and the annual budgetary effort allocated to this area, integrating the perspectives of gender and accessibility as factors of this work and maintaining the number of municipal specialists from member cities involved in exchange programmes

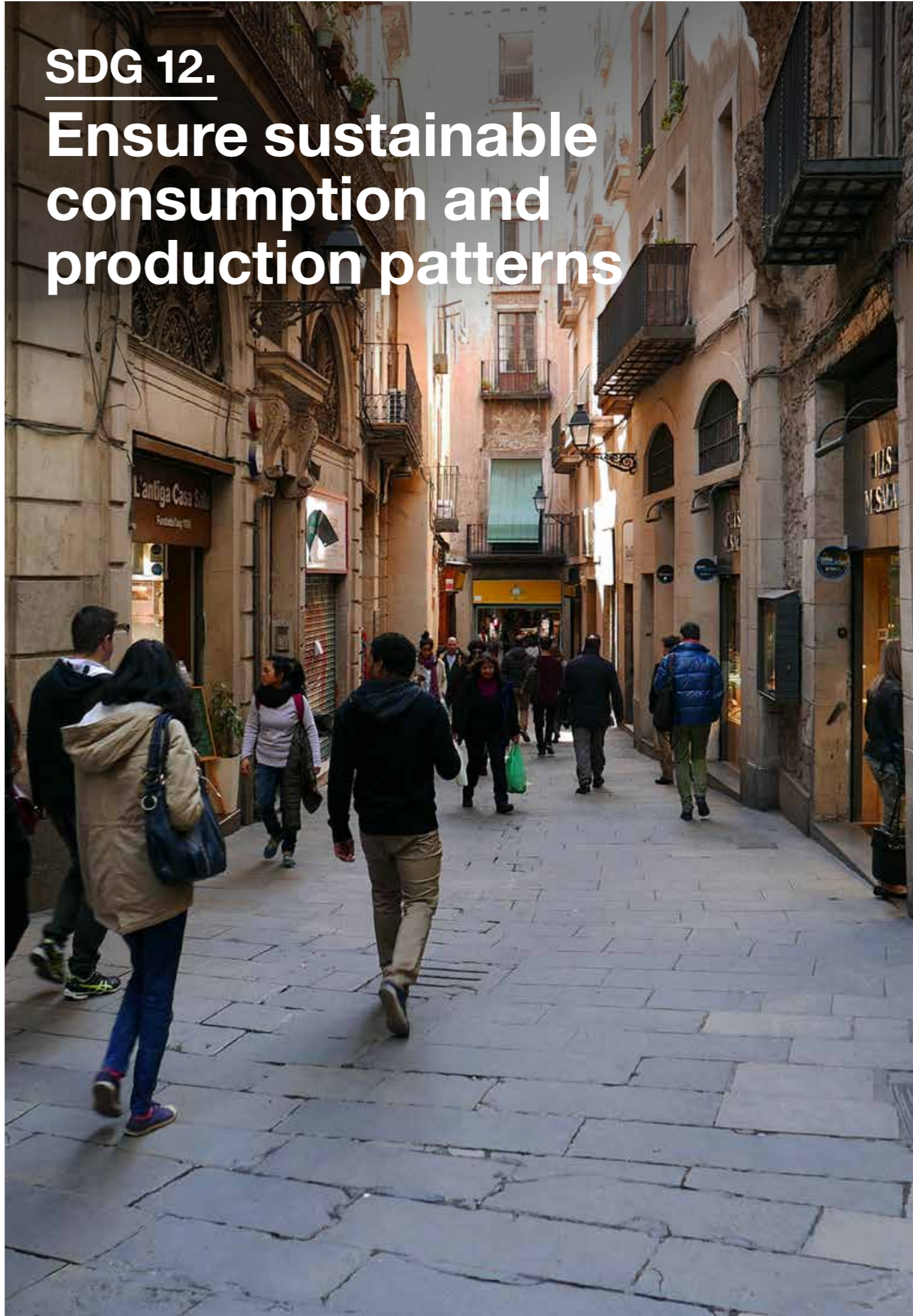

Key indicator:

ODSBCN-11c1 Resources of the municipal Global Justice programme, allocated to the objective of improving urban planning and housing	
Origin	Own
Source	Global Justice programme report
Reference value	€334,201 (2019)
Analysis perspective	Geographical area/Type of project

ODSBCN-11c2 Specialist personnel in member cities involved in specialist exchange programmes concerning urban planning and housing			
Origin	Own		
Source	Global Justice programme report		
Reference value	10 specialists (2019)	2030 target	10 specialists

Goal 12

Responsible production and consumption



Localisable UN targets:

- 12.2. Achieve the sustainable management and efficient use of natural resources.
- 12.3. Halve per-capita global food waste at the retail and consumer levels and reduce food losses along production and supply chains, including post-harvest losses.
- 12.4. Achieve the environmentally-sound management of chemicals and all waste products throughout their life cycle, in accordance with agreed international frameworks, and significantly reduce their release into the atmosphere, water and soil in order to minimise their adverse impacts on human health and the environment.
- 12.5. Substantially reduce waste generation through prevention, reduction, recycling and reuse policies.
- 12.6. Encourage companies, especially large and transnational companies, to adopt sustainable practices and to integrate sustainability information into their reporting cycle.
- 12.7. Promote public procurement practices that are sustainable, in accordance with national policies and priorities.
- 12.8. Ensure that people everywhere have the relevant information and awareness for sustainable development and lifestyles in harmony with nature.
- 12.a. Help developing countries to improve their scientific and technological capacity, with the aim of progressing towards more sustainable consumption and production patterns.
- 12.b. Produce and apply instruments that make it possible to monitor the effects on sustainable development, with the aim of achieving sustainable tourism that creates jobs and promotes local culture and products.

Municipal strategies and plans considered for the localisation of SDG 12

- World Capital of Sustainable Food and the 2030 Strategy.
- Citizen Commitment to Sustainability 2012-2022.
- #ESSBCN2030 Strategy for reactivating and strengthening an economy for life in the city.
- Annual Sustainable Public Procurement Plan.
- Climate Plan 2018-2030 and Climate Emergency Declaration 2020.
- Municipal Waste Prevention Plan 2012-2020.
- Strategic Plan for Markets 2015-2025.
- Zero Waste Programme.



Barcelona Targets

12.1. Not considered to be applicable at a local level

12.2.

By 2030, the 50-50-100 objective for an efficient and sustainable use of natural resources



This target focuses on three large types of resource that are essential for the metabolism of an urban society: materials (which end up as waste), energy (in line with SDG 7 Target 7.2.) and water (in line with SDG 6).

Operational target: Achieve that 50% of electric energy consumption comes from renewable sources, that 50% of municipal waste is recovered and that 100% of municipal buildings have water-saving mechanisms to reduce consumption

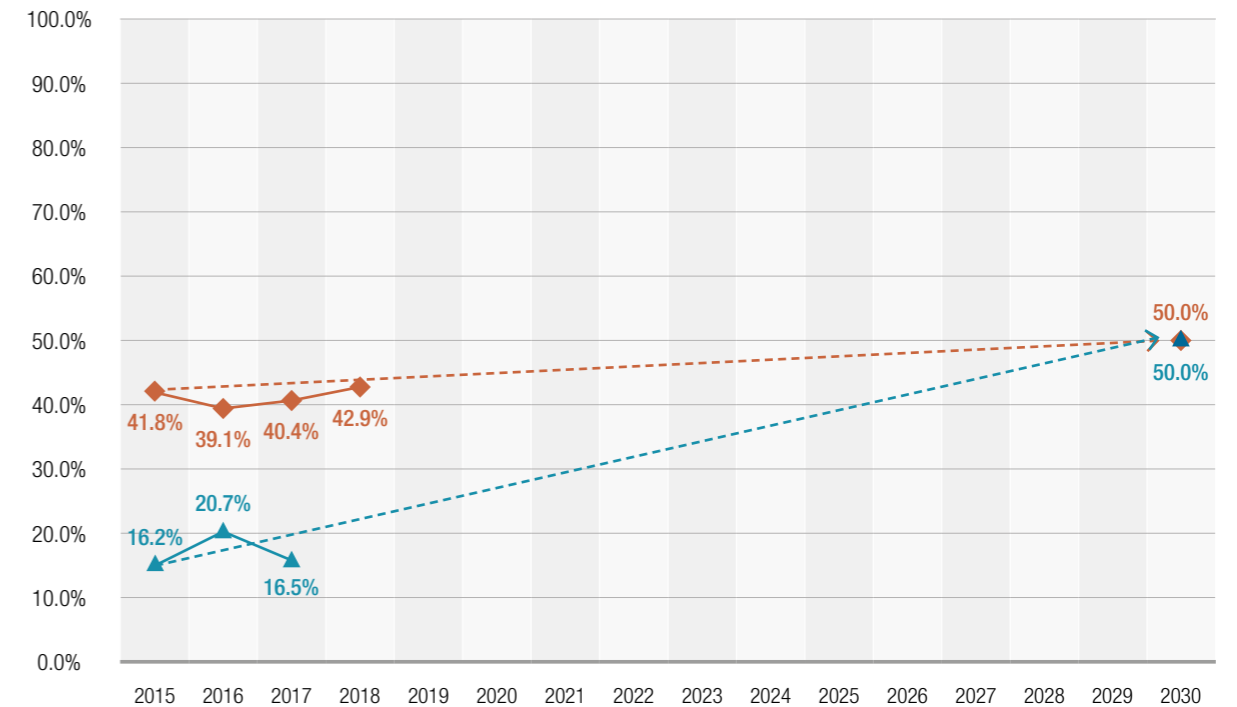
Key indicators:

ODSBCN-1221 Proportion of energy consumption of renewable origin			
Origin	Own (included in the Climate Emergency Decree 2020)		
Source	Energy analysis for the Climate Plan (https://www.barcelona.cat/barcelona-pel-clima/sites/default/files/documents/diagnosi_energia.pdf)		
Reference value	7.8% (2015, referenced over total energy consumption)	Target value 2030	Equal to or greater than 50%
Analysis perspective	District		

ODSBCN-1222 Proportion of municipal waste that is recovered			
Origin	Own (Included in ISB, indicator 5.4.)		
Source	Barcelona Sustainability Indicators (ISB) Annual Report https://www.barcelona.cat/barcelonasostenible/sites/default/files/indicadors/indicadors2018/2018_informe_indicadors_sostenibilitat-bcn_0.pdf		
Reference value	41.8% (2015)	Target value 2030	Equal to or greater than 50%
Analysis perspective	District		

ODSBCN-1223 Proportion of sanitation operations in municipal buildings with water-saving mechanisms			
Origin	Own		
Source	Pending		
Reference value	Pending data	Target value 2030	100%
Analysis perspective	Type of building/facility		

Efficient, sustainable use of natural resources



INDICATOR 1221: Achieve that 50% of electricity consumption comes from renewable sources

INDICATOR 1222: Achieve that 50% of municipal waste is recovered

12.3.

By 2030, halve the amount of food waste



The present system of producing and consuming food generates a level of wastage that harms both society and the environment, because it generates an unnecessary ecological footprint. In the case of Catalonia, a study in 2012 (http://residus.gencat.cat/web/.content/home/ambits_dactuacio/prevencio/malbaratament_alimentari/recursos/resum_executiu.pdf) reached the conclusion that of all the food acquired by families, restaurants and retail shops, 7% was wasted, a figure that is equivalent to 35 Kg per person. The Catalan Act 3/2020, of 11 March, on preventing food loss and wastage may represent progress in this sense, as does Barcelona's adhesion to the declaration 'Good Food Cities: Achieving a Planetary Health Diet for All' (https://www.c40.org/press_releases/good-food-cities), which includes a commitment to achieve a 50% reduction in food wastage, based on the figures for 2015. The action programme for the World Capital of Sustainable Food, to be carried out in 2020 and 2021, offers an opportunity to make progress in resolving this problem, starting with the information systems needed to monitor the problem and evaluate the measures that are adopted to combat it.

Operational target: Achieve a 50% reduction in the per-capita amount of food wasted

Next indicator:

ODSBCN-1231 Tonnes of food used by the Barcelona food bank that come from food wastage			
Origin	Own (included in the Climate Emergency Decree 2020)		
Source	Barcelona Food Bank (https://www.bancdelsaliments.org/ca/el_banc_dels_aliments/)		
Reference value	9,161 (Barcelona demarcation, 2018)	Target value 2030	A 50% reduction with respect to the reference value, when this can be determined
Analysis perspective	District		

12.4.

By 2030, reduce the presence and impact of plastic and microplastics in Barcelona's environment



Operational target: Achieve a significant reduction in the use of plastic in everyday life and a suitable management and recycling of the plastic waste generated

Key indicators:

ODSBCN-1241 Indicator for the presence of plastic waste in Barcelona's environment (to be determined)			
Origin	Own		
Source	Pending the creation of the indicator and identifying the source		
Reference value	NA	Target value 2030	Pending data
Analysis perspective	District		

ODSBCN-1242 Indicator for the policy to combat the impact of plastic and microplastics on Barcelona's environment (to be determined)			
Origin	Own		
Source	Pending the creation of the indicator and identifying the source		
Reference value	NA	Target value 2030	NA
Analysis perspective	District		

12.5.

By 2030, a significant leap in the reduction and recycling of waste



In application of the Zero Waste Strategy, the 2018-2030 Climate Plan includes the target of reducing the generation of waste per person and day to under 1.20 Kg. The Climate Emergency Decree raises the target for recycling urban waste to 65%, a highly significant jump from the present situation, which will require greater awareness and, in all probability, changes to the waste collection and recycling model.

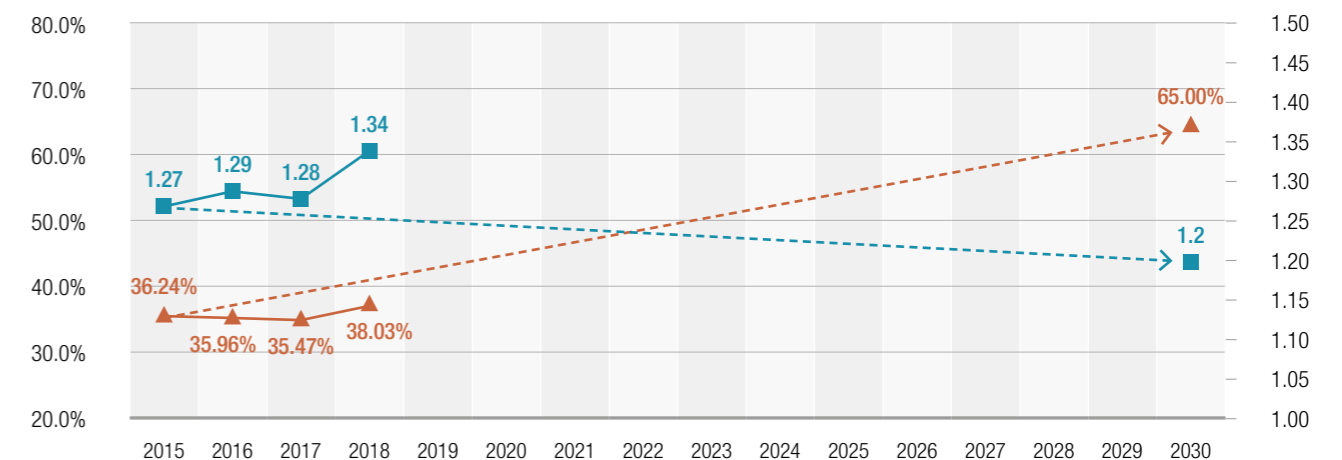
Operational target: Reduce the generation of solid urban waste to less than 1.20 Kg per inhabitant per day, and a recycling rate of over 65% for collected waste

Key indicators:

ODSBCN-1251 Kg/inhabitant/day of solid urban waste collected			
Origin	Own (Included in ISB, indicator 5.2.)		
Source	Barcelona Sustainability Indicators (ISB) Annual Report https://www.barcelona.cat/barcelonasostenible/sites/default/files/Indicadors/Indicadors2018/2018_informe_indicadors_sostenibilitat-bcn_0.pdf		
Reference value	1.27 (2015)	Target value 2030	Less than 1.2
Analysis perspective	District		

ODSBCN-1252 Percentage of collected solid urban waste that is then recycled			
Origin	Own (Included in ISB, indicator 5.2.)		
Source	Barcelona Sustainability Indicators (ISB) Annual Report https://www.barcelona.cat/barcelonasostenible/sites/default/files/Indicadors/Indicadors2018/2018_informe_indicadors_sostenibilitat-bcn_0.pdf		
Reference value	36.24% (2015)	Target value 2030	Equal to or greater than 65%
Analysis perspective	District		

Waste generation and recycling



INDICATOR 1251: Get the volume of collected solid urban waste down to below 1.2 Kg./inhabitant/day (right axis)

INDICATOR 1252: Achieve that 65% of solid urban waste is recycled

12.6.

By 2030, all large companies operating in Barcelona will have environmental certificates



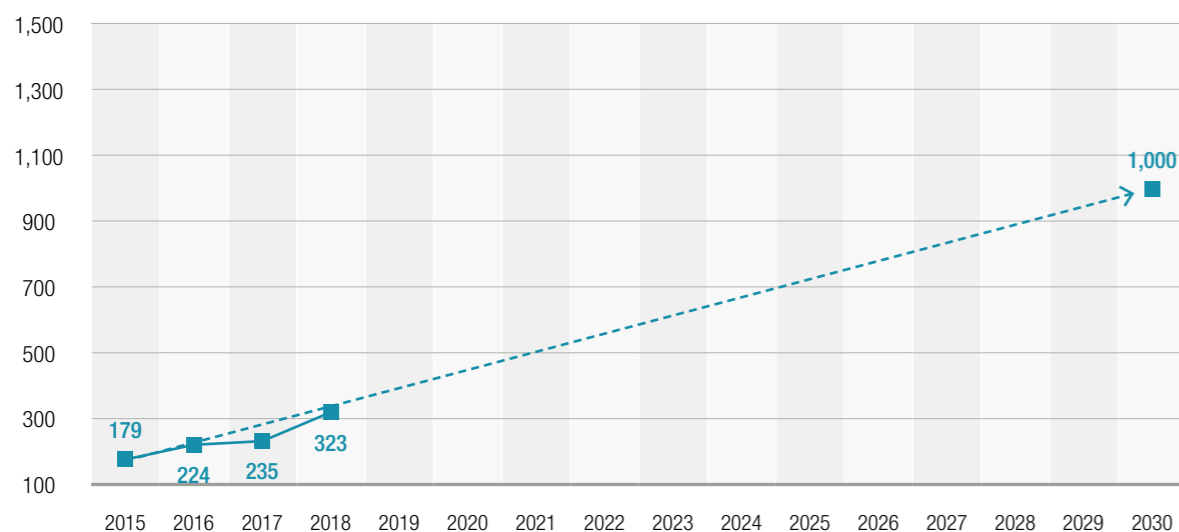
Accreditation of respect for the environment in business activities is one of the most crucial and at the same time most complicated questions on the path towards a sustainable city. This is carried out by means of various certification systems, all of which are of a voluntary nature. In 2018, 323 companies operating in Barcelona had some type of environmental certificate (including EMAS, Biosphere, Ecolabel, BREEAM, LEED, GBCe – VERDE, DGQA and the voluntary agreements of companies to reduce greenhouse-gas emissions). The proposed target is to multiply this level of commitment by six, with the main focus being especially on large companies.

Operational target: Have over 1,000 companies with environmental certificates or, in any event, all companies with over 500 workers

Key indicator:

ODSBCN-1261 Number of organisations with environmental certificates			
Origin	Own (Included in ISB, indicator 6.3.)		
Source	Barcelona Sustainability Indicators (ISB) Annual Report https://www.barcelona.cat/barcelonasostenible/sites/default/files/Indicadors/Indicadors2018/2018_informe_indicadors_sostenibilitat-bcn_0.pdf		
Reference value	179 (2015)	Target value 2030	1,000
Analysis perspective	Activity sector		

Companies with environmental certificates



INDICATOR 1261: Over 1,000 companies operating in Barcelona with environmental certificates

12.7.

By 2030, Barcelona City Council's public procurement will meet all the standards established by the United Nations concerning sustainable procurement (social, environmental and economic clauses)



Barcelona City Council has been a pioneer in the area of introducing sustainable procurement in Spain. Mayoral Decree S1/D/2017-1271 defines a series of social measures – including employment protection and gender equality, environmental measures and measures for promoting innovation, while also including detailed guidelines for putting this new procurement model into practice. On the way to 2030, it is a policy that should be developed and consolidated as one of the main municipal instruments for affecting the transformation of markets, in terms of sustainability. The One Planet Network Sustainable Public Procurement programme, promoted by the United Nations to adequately ground and measure this target, reflects the relevance given to sustainable procurement in the future of the public sector. Assuming that this programme will eventually generate a global quality standard, the Barcelona target is geared towards its achievement.

Operational target: Get a high score on the composite index for sustainable public procurement produced by the UN's One Planet Network Sustainable Public Procurement Programme

Key indicator:

ODSBCN-1271 Barcelona City Council's score on the composite index for sustainable public procurement produced by the One Planet Network Sustainable Public Procurement Programme (created from a series of indicators for the process and results of public procurement policies)			
Origin	UN		
Source	One Planet Network Sustainable Public Procurement Programme (https://www.oneplanetnetwork.org/sites/default/files/sdg_12.7.1_final_post_ieag_.pdf)		
Reference value	Pending definition (at the pilot project stage worldwide)	Target value 2030	To be determined
Analysis perspective	Type of indicator		

12.8.

By 2030, the More Sustainable Barcelona network will have 3,000 member organisations committed to the 2030 Agenda



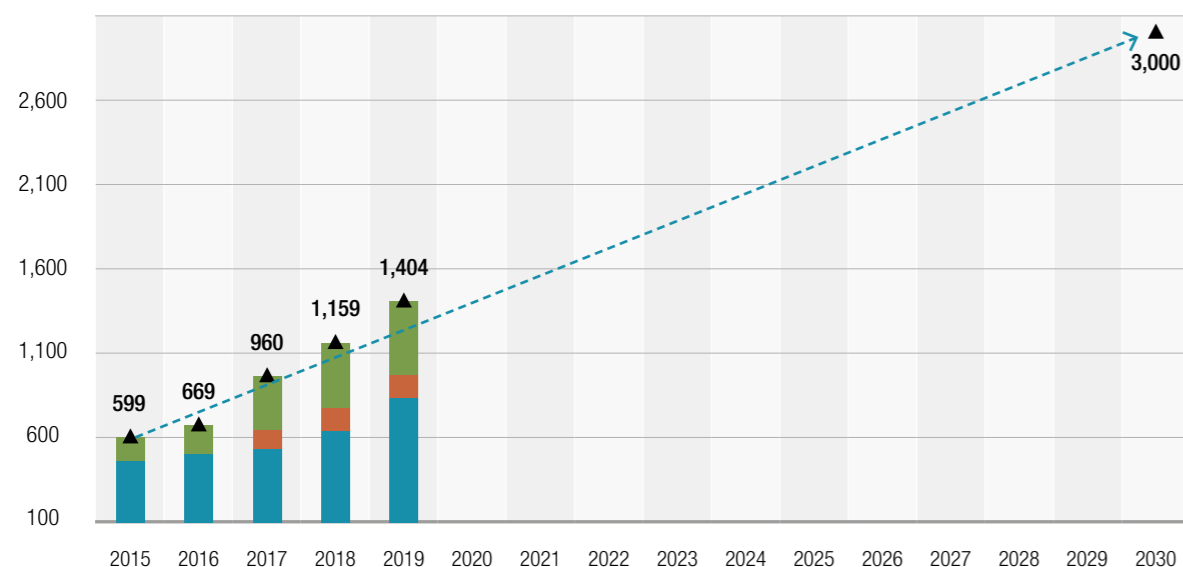
In the last 25 years, due to the adoption of Agenda 21, Barcelona City Council has created a powerful network that includes hundreds of the city's organisations and educational centres, with the double aim of disseminating basic knowledge about sustainability and promoting sustainable practices, especially among the younger generations. The Barcelona target consists of significantly expanding this network, seeking the adhesion of all sectors to an agenda that has become broader, more specific and more urgent.

Operational target: Achieve that the More Sustainable Barcelona network reaches more than 3,000 member organisations committed to the 2030 Agenda

Key indicator:

ODSBCN-1281 Number of organisations that have joined the More Sustainable Barcelona network			
Origin	Own		
Source	Manager's Office for Urban Ecology (https://www.barcelona.cat/barcelonasostenible/ca)		
Reference value	599 (2015)	Target value 2030	Over 3,000
Analysis perspective	Type of organisation		

Social organisation commitment to sustainability



INDICATOR 1281: Number of organisations that have joined the More Sustainable Barcelona network

- Sustainability actions and action plans
- More sustainable commerce (since February 2017)
- More sustainable entities and enterprises

12.a.

Develop international cooperation for the promotion of more sustainable consumption and production models



Operational target: Maintain the budgetary effort for promoting more sustainable consumption and production models, by means of the cooperative, social and solidarity economy, increasing the capacity of member local authorities to create a local ecosystem where these initiatives can flourish and grow

Key indicator:

ODSBCN-12a1 Resources from the municipal Global Justice programme allocated to the promotion of more sustainable consumption and production models	
Origin	Own
Source	Global Justice programme report
Reference value	€573,763 (2019)
Analysis perspective	Geographical area/Type of project

12.b. Is considered to be part of Target 8.9.


8.9. By 2030, achieve a 100% 2030 Agenda offer of tourism

12.c. Not considered to be applicable at a local level



Goal 13

Climate action



SDG 13

Take urgent action to combat climate change and its impacts



Localisable UN targets:

- 13.1. Strengthen resilience and adaptive capacity to climate-related hazards and natural disasters in all countries.
- 13.2. Integrate climate change measures into national policies, strategies and planning.
- 13.3. Improve education, awareness-raising and human and institutional capacity on climate change mitigation, adaptation, impact reduction and early warning.
- 13.a. Meet the commitment of developed countries that are part of the United Nations Framework Convention on Climate Change, in order to achieve, by 2020, the aim of jointly mobilising 100,000 million dollars a year, from all sources, in order to meet the needs of developing countries in regard to adopting specific mitigation methods and transparency in their application, and make the Green Climate Fund fully functional, capitalising it as soon as possible.
- 13.b. Promote mechanisms that increase capacity for effective climate change planning and management in less advanced countries and in small, insular developing states, focusing specifically on women, young people, and local and marginalised communities.

Municipal strategies and plans considered for the localisation of SDG 13

- Climate Plan 2018-2030 and Climate Emergency Decree of January 2020.
- Trees to Live: Master Plan for Barcelona's Trees 2017-2037.
- Citizen Commitment to Sustainability 2012-2022.
- Bicycle Strategy for Barcelona.
- E-mobility strategy.
- Barcelona Science Plan 2020-2023.
- Barcelona Green and Biodiversity Plan 2012-2020.
- Comprehensive Master Plan for the Barcelona Sewerage and Drainage System (PDISBA) 2020-2100.
- Plan for Using Alternative Water Resources 2017-2022
- Stimulus programme for urban green infrastructure.
- The Superblocks Programme
- Living Roof Terraces and Green Roofs Programme.

Barcelona Targets

13.1.

By 2030, 100% of the population will be less than 300 metres from a climate refuge, and with a water garden in every district



The models developed for estimating the effects of the global temperature rise on Barcelona city show a significant increase in the number and duration of heat waves. Among other effects, it is forecast that these will multiply the number of tropical nights and torrid nights (Climate Emergency Monitoring Report; https://www.barcelona.cat/barcelona-pel-clima/sites/default/files/documents/emerg_clim_informe_julio_30_07_20.pdf). If the policies for combating climate change are successful, the effects will not be so serious, but a certain amount of warming is now inevitable, and it is taken for granted that this will have a greater impact on certain age groups (senior citizens and children), on certain neighbourhoods (more exposed to insolation and with less vegetation) and on certain social groups; specifically, those that do not have the resources to keep their homes at an adequate temperature. Protecting people's health and quality of life in regard to climate change makes it necessary to create a network of places that ensure healthy environmental conditions and relief during critical situations.

Operational target: Ensure that 100% of the population will live less than 300 metres from a climate refuge, and for there to be a water garden in every district

Key indicators:

ODSBCN-1311 Proportion of the population that have a climate refuge less than 300 m from their home			
Origin	Own (target and indicator Included in the 2018-2030 Climate Plan)		
Source	Climate Plan Annual Monitoring Report (https://www.barcelona.cat/barcelona-pel-clima/sites/default/files/documents/pla_pel_clima_-_informe_anual201841219.pdf)		
Reference value	Pending definition	Target value 2030	100%
Analysis perspective	District		

ODSBCN-1312 Number of districts that have a water garden			
Origin	Own (target and indicator Included in the 2018-2030 Climate Plan)		
Source	Climate Plan Annual Monitoring Report (https://www.barcelona.cat/barcelona-pel-clima/sites/default/files/documents/pla_pel_clima_-_informe_anual201841219.pdf)		
Reference value	Pending definition	Target value 2030	10

13.2.

By 2030, Barcelona will achieve the reduction in Greenhouse Gas (GHG) emissions established in the most ambitious international agreements



Although it is a global phenomenon, cities are among the main sources of GHG emissions and they have a great responsibility concerning the prevention of global warming. This awareness led to the 2008 Covenant of Mayors for Climate and Energy and, more recently, the C40 Global Network of Cities, initiatives in which Barcelona has participated from the outset. With this target, the city is in line with the directives of the European Commission, which has been modifying its own reduction goal, as evidence showed that the problem was getting more serious and that there was a need to act more swiftly and take more drastic action. The 2018-2030 Climate Plan therefore aims for a 45% reduction in emissions compared to 2005. The Climate Emergency Decree of January 2020 has also updated this target (a 50% reduction in emissions compared to 1992).

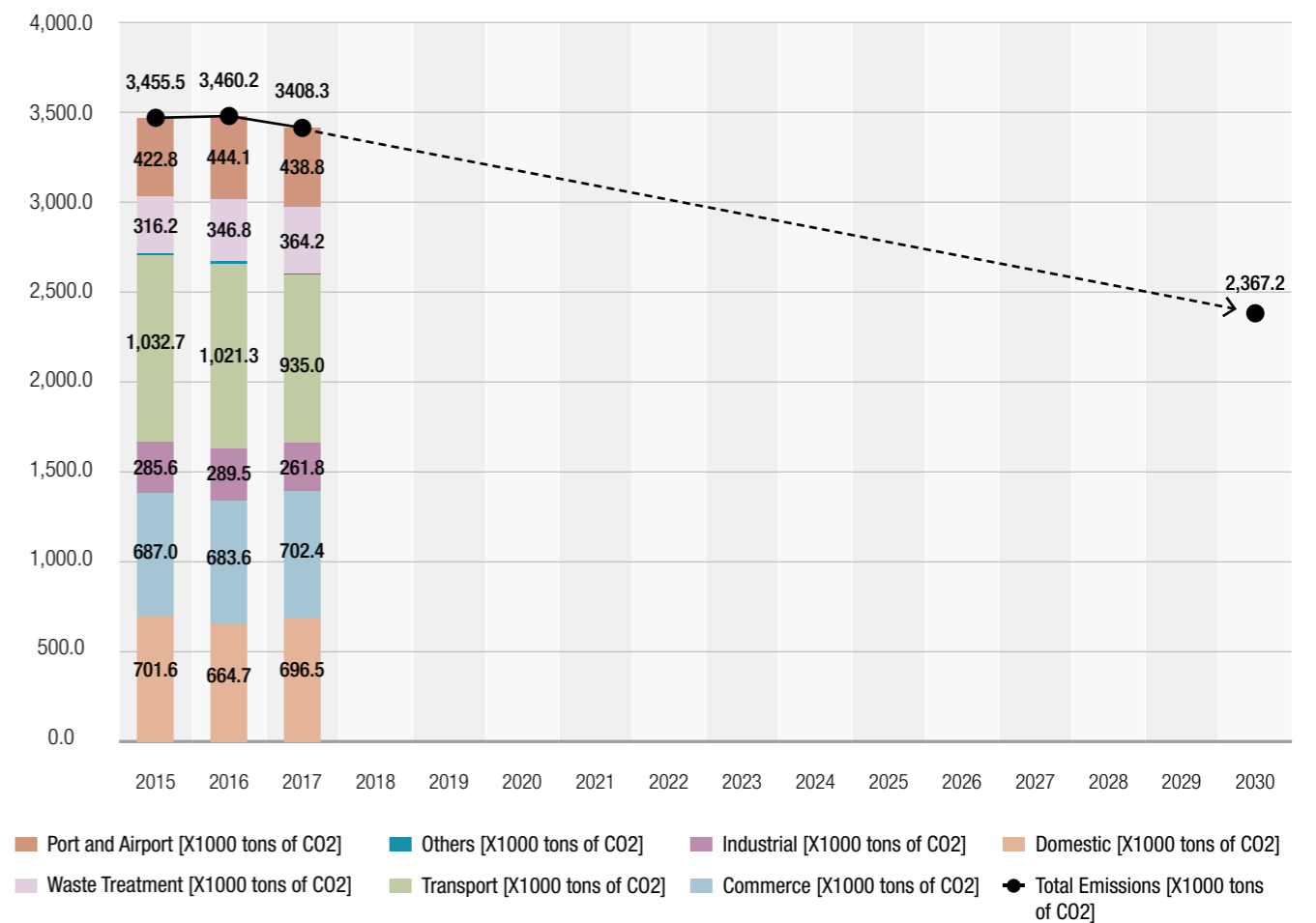
Operational target: Achieve at least a 50% reduction in GHG emissions compared to 1992, and go further if the European Commission so determines

Key indicator:

ODSBCN-1321 Reduction in GHG emissions compared to 1992			
Origin	Own (target and indicator included in the Climate Emergency Decree 2020)		
Source	Climate Emergency Declaration. Climate emergency monitoring report (https://www.barcelona.cat/barcelona-pel-clima/sites/default/files/documents/emerg_clim_informe_juliol_30_07_20.pdf)		
Reference value	-38% (2017 compared to 1992)	Target value 2030	-50% or lower
Analysis perspective	Sector		

Climate change prevention

INDICATOR 1321: Achieve at least a 50% reduction in GHG emissions compared to 1992



13.3.

In the decade from 2020 to 2030, Barcelona will have effective tools for improving the education, awareness-raising and human and institutional capacity for the mitigation, adaptation, impact reduction and early warning of climate change



Although there is increasing evidence of a profound, global climate transformation that is potentially devastating for ecosystems of a Mediterranean type, until very recently, only 6% of Barcelona residents with a right to vote considered climate change as the city's most serious problem (Municipal Barometer, December 2019 <https://ajuntament.barcelona.cat/ca/informacio-administrativa/registre-enquestes-i-estudis-opinio>, ref. 19024). Therefore, as affirmed in the Climate Emergency Declaration (<https://www.barcelona.cat/emergenciaclimatica/ca>), education, cultural activities, communication and fostering citizen action are all essential instruments for achieving the SDGs. It is necessary to promote awareness-raising and climate action in the city's neighbourhoods, education centres and cultural programme. It is also vital to involve the city's various sectors in creating a response to this challenge, as is being done through the Climate Emergency Committee.

Operational target: Maintain Barcelona's Climate Emergency Committee as a leading body in the fight against climate change, provide all city districts with an environmental education facility and include the goals for combating climate change in the programmes of the city's cultural facilities

Key indicators:

ODSBCN-1331 The existence of an operational Climate Emergency Committee at a city level			
Origin	Adapted from the UN		
Source	Climate Emergency Committee (https://www.barcelona.cat/barcelona-pel-clima/ca/barcelona-respon/taula-lemergencia-climatica)		
Reference value	Created in July 2030	Target value 2030	To continue operational and in force
Analysis perspective	Number of participants/Type of participating bodies		

ODSBCN-1332 Number of districts with environmental education facilities			
Origin	Own (target and indicator Included in the 2018-2030 Climate Plan)		
Source	Climate Plan Annual Monitoring Report (https://www.barcelona.cat/barcelona-pel-clima/sites/default/files/documents/pla_pel_clima_-_informe_anual201841219.pdf)		
Reference value	8 (2018)	Target value 2030	10
Analysis perspective	District		

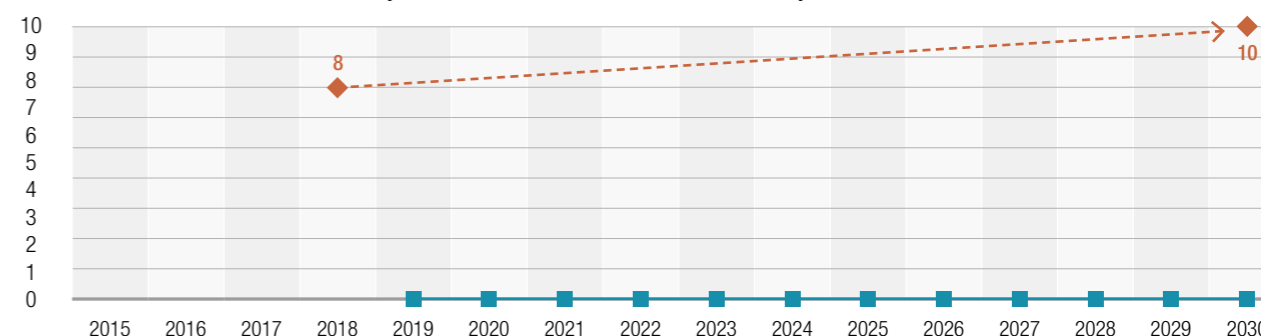
ODSBCN-1333 Percentage of the city's cultural facilities (municipal and associated) that allocate part of their budget to raising awareness about the environment or on actions to improve the sustainability of their facilities.

Origin	Own		
Source	ICUB		
Reference value	Pending calculation	Target value 2030	Pending definition
Analysis perspective	Type of facility		

Education, awareness-raising and training to combat climate change

INDICATOR 1331: Have a participatory committee to tackle the climate emergency in Barcelona

INDICATOR 1332: Provide the ten city districts with an environmental education facility



13.a. Is considered to be part of Target 13.b.

13.b.

Develop international cooperation relating to the prevention and mitigation of the effects of climate change



Operational target: Increase the number of projects and the budgetary effort in order to foster climate justice and urban resilience with regard to climate change, in both Barcelona and member cities in countries that receive Official Development Assistance, while consolidating Humanitarian Action Programmes (CRIDES) in the context of catastrophes of a human or natural origin


Key indicator:

ODSBCN-13a1 Resources of the municipal Global Justice programme, allocated to the prevention and mitigation of the effects of climate change

Origin	Own		
Source	Global Justice programme report		
Reference value	€52,007 (2019)		
Analysis perspective	Geographical area/Type of project		

Goal 14

Life below water



SDG 14.
Conserve and sustainably
use the oceans, seas
and marine resources for
sustainable development



Localisable UN targets:

- 14.1. By 2025, prevent and significantly reduce marine pollution of all kinds, in particular from land-based activities, including marine debris and nutrient pollution.
- 14.2. By 2020, sustainably manage and protect marine and coastal ecosystems with a view to avoiding major harmful effects, even by strengthening their resilience, and adopting restoration measures with the aim of re-establishing the health and productivity of the oceans.
- 14.5. By 2020, conserve at least 10% of coastal and marine areas, consistent with national and international law and based on the best available scientific information.
- 14.6. By 2020, prohibit certain forms of subsidies for fishing that contribute to overfishing or overexploitation, eliminate the subsidies that contribute to illegal, undeclared or unregulated fishing and abstain from introducing new subsidies of this type, recognising that the negotiations on fishing subsidies within the framework of the World Trade Organisation must include special, differentiated, appropriate and effective treatment for developing countries and less advanced countries.
- 14.a. Increase scientific knowledge, develop the capacity for research and transfer marine technology, taking into account the Intergovernmental Oceanographic Commission's criteria and directives for the transfer of marine technology, with the aim of improving the health of the oceans and reinforcing the contribution of marine biodiversity to the development of developing countries, in particular small, insular developing states and less advanced countries.
- 14.b. Facilitate the access of small-scale traditional fishermen to marine resources and markets.


Municipal strategies and plans considered for the localisation of SDG 14

- Citizen Commitment to Sustainability 2012-2022.
- Climate Emergency Declaration 2020.
- Strategy for Barcelona Zoo 2019-2030.
- Barcelona Science Plan 2020-2023.
- Climate Plan 2018-2030 and Climate Emergency Decree of January 2020.
- Barcelona Green and Biodiversity Plan 2012-2020.
- Strategic Plan for the City's Coastal Areas (in preparation).

Barcelona Targets

14.1.

By 2030, minimise pollution in Barcelona's coastal waters



Barcelona has a 15 Km coastline that is intensely humanised and used, as corresponds to a densely populated city with a high level of economic activity. Essentially, reducing the city's pollution impact on the marine environment is necessary in order to help meet the goal of conserving the sea and its resources. Achieving this involves avoiding the discharge of untreated wastewater into the sea or the rivers on the Barcelona plain, as set out in Target 6.3. It also involves radically reducing the pollution impact of nautical activities, including both commercial and leisure activities.

Operational target: Pending

Key indicator:

ODSBCN-1411 The index for coastal eutrophication and the density of floating plastic detritus			
Origin	Own		
Source	Pending identification of source		
Reference value	Pending	Target value 2030	Pending
Analysis perspective	Type of pollutant		

14.2.

By 2030, the water quality of all Barcelona's beaches will be excellent



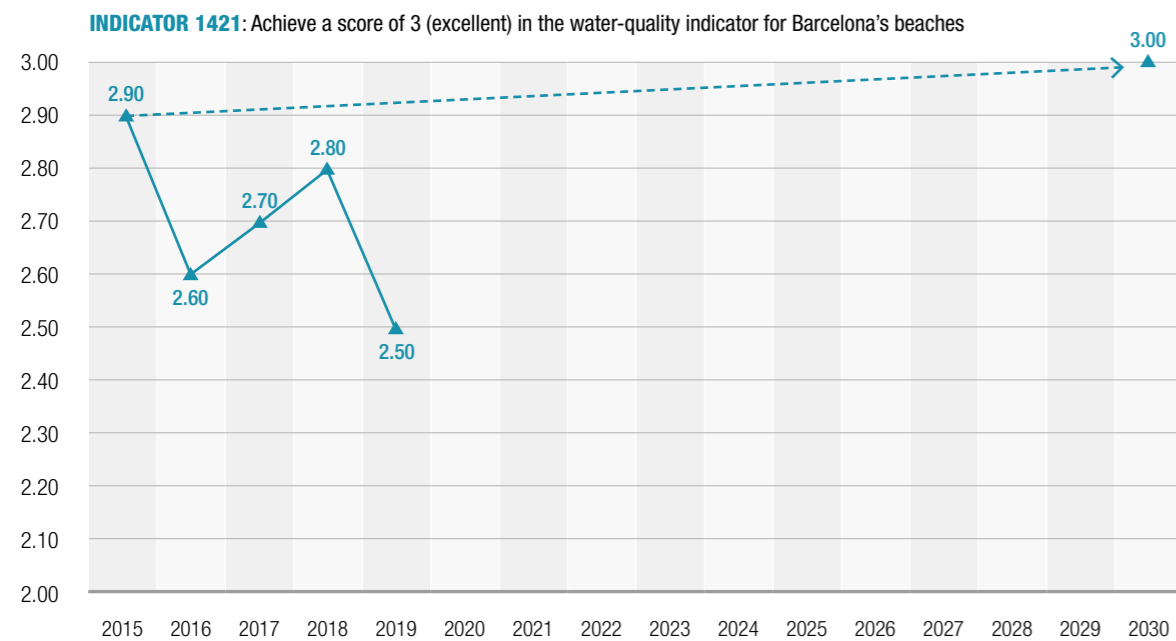
The Barcelona coastline has five kilometres of beaches that have become very popular, high quality public places practically all year round. However, these beaches are fragile places that can be damaged by extreme meteorological phenomena or by the reiterated pollution of the coastal waters. Therefore, in its key actions, the Climate Emergency Declaration establishes, defines and deploys strategies for the protection and use that are specific to each beach. With regard to the water, the European Directive (2006/7/EC) on the quality of bathing waters sets out the line to be followed in order to ensure the excellence of Barcelona's beaches. Other Agenda targets, such as 6.6., are vital for achieving this improvement. This is also the case for the implementation of the Beaches Without Smoke project, planned for 2021.

Operational target: Achieve a score of 3 (excellent) in the water-quality indicator for Barcelona's beaches

Key indicator:

ODSBCN-1421 Water-quality indicator for Barcelona's beaches			
Origin	Own		
Source	ASPB (https://www.aspb.cat/arees/salut-ambiental/platges/) for 2015 and 2016; and the Catalan Water Agency from 2017 onwards (http://aca.gencat.cat/ca/laigua/estat-del-medi-hidric/qualitat-de-les-aigues-de-bany/)		
Reference value	2.9 (2015)	Target value 2030	3
Analysis perspective	Beach		


Beaches with high-quality water



14.3. Not considered to be applicable at a local level

14.4. Not considered to be applicable at a local level

14.5. Maintain Barcelona's commitment to the biodiversity of its coastline



Even in such an artificial environment as the Barcelona coastline, action can be taken to protect or recover marine biodiversity. In 2003, when the transformation of the sanitation system and the environmental recovery of the lower reaches of the river Besòs significantly improved the quality of the city's coastal waters, the City Council constructed a park of artificial reefs just offshore in order to boost the recovery of the seabed and its biodiversity. The 365 concrete structures placed one kilometre from the shoreline have managed to attract an increasingly varied range of native flora and fauna, which has improved small-scale traditional fishing in the area and encouraged scientific research into the seabed. The idea is to persevere with this line of work, based on Barcelona's commitment to its surrounding marine environment.

Operational target: Foster the biodiversity of the Parc dels Escullers [Reef Park] and in other locations in Barcelona's coastal waters

Key indicator:

ODSBCN-1451 Index of marine biodiversity in Barcelona's coastal waters			
Origin	Own		
Source	Pending the creation of the indicator and identifying the source		
Reference value	Pending	Target value 2030	Pending
Analysis perspective	Coastline sector		

14.6. Not considered to be applicable at a local level

14.7. Not considered to be applicable at a local level

14.a.

By 2030, consolidate a marine-sciences training, research and development hub



The strategic reflection on the future configuration and management of Barcelona's coastline includes the creation of what is known as the Nautical Training and Technological Node, made up of the Faculty of Nautical Studies, the Nautical Studies Institute and the Port of Barcelona. There is also the Barcelona Sea of Science project, with a focus on scientific dissemination and citizen science, which complements the research carried out by the Higher Scientific Research Centre's Institute of Sea Sciences. Through its Science Plan, Barcelona City Council aims to help both initiatives to move forward. In this target, it is also necessary to consider the Conservation of Marine Biodiversity Centre, linked to Barcelona Zoo, and activities such as the celebration of the World Oceans Day, or the days organised by the Centre de la Platja to inform and raise awareness about the sustainable use of the sea and beaches, which altogether attract over 5,000 people (2019 Monitoring Report on the 2018-2030 Climate Plan).

Operational target: Develop and culminate the Barcelona Sea of Science and Nautical Training and Technological Node projects

Key indicator:

ODSBCN-14a1 Degree of development of the Training, Research and Development Hub concerning sea sciences	
ODSBCN-14a1a	Nautical Science Training and Technological Node project
ODSBCN-14a1b	Barcelona Sea of Science project

14.b.

By 2030, promote the maintenance of the fishing sector in Barcelona, placing value on their economic, environmental and cultural contributions



Barcelona's fishing fleet contains 36 boats, of which two use completely traditional fishing techniques. In recent years, the sector has been opening up a range of activities that can guarantee its survival, while generating benefits for the city. The fleet is increasingly involved in actions to improve the ecosystem, such as the Mar Viva [Living Sea] project, promoted by the Catalan Waste Agency. Some boats have also begun fishing activities for tourists, in order to make the general public aware of this activity and promote local fish (by means of cooking workshops and demonstrations of how to clean fish). Projects such as Cap a Mar [To the Sea] and Peix al Plat [Fish on your Plate] are a good response. For the 2030 horizon, it is necessary to encourage these actions, which help to conserve the sea and to maintain an economic sector alive.

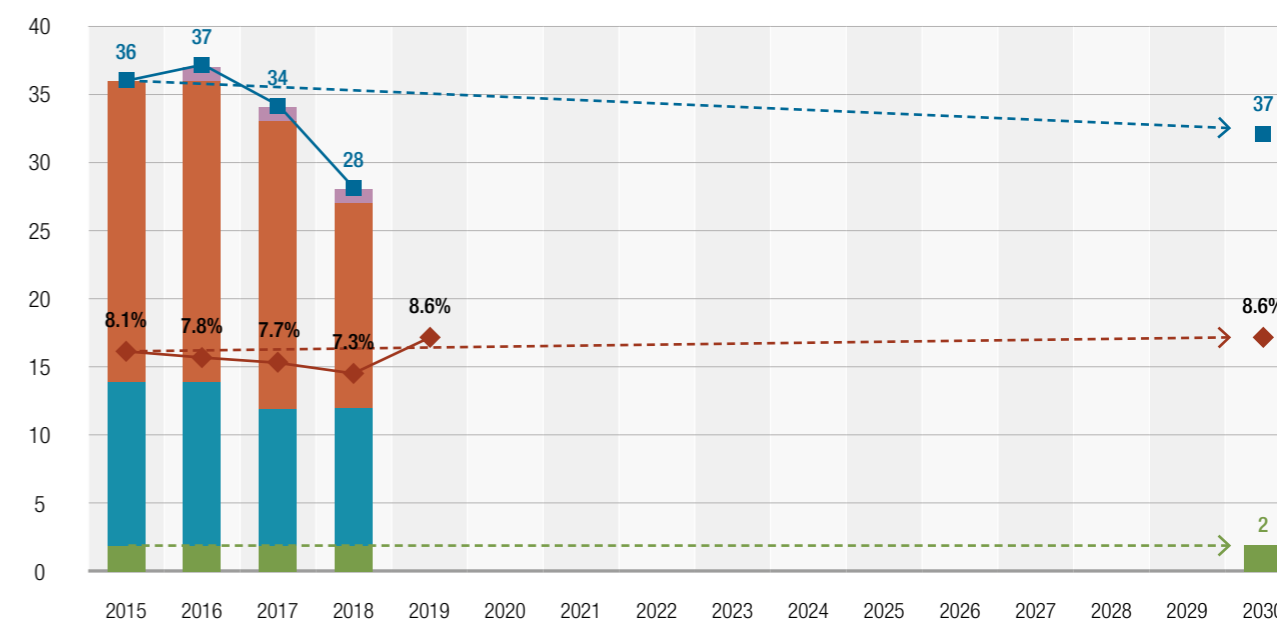
Operational target: Maintain the number of fishing boats and more specifically the fishing boats using traditional techniques in Barcelona, with a value for captures that is proportional to their capacity

Key indicator:

ODSBCN-14b1 Number of fishing boats and artisan-fishing boats (smaller boats and gear) active in Barcelona			
Origin	Own		
Source	The Generalitat's Department of Agriculture (http://agricultura.gencat.cat/ca/ambits/pesca/dar_flota_pesquera/dar_estadistiques/dar_detall_flota_pesquera_per_ports/detall-flota-pesquera-ports)		
Reference value	36 active boats, of which two use traditional gear (2015)	Target value 2030	37 active boats, of which at least two use traditional gear

ODSBCN-14b2 Economic value of catches made by the Port of Barcelona fishing fleet			
Origin	Own		
Source	IDESCAT (https://www.idescat.cat/pub/?id=aec&n=467&lang=es&t=2019)		
Reference value	8.1% of the economic value of the catches negotiated at Catalan fish markets (2015)	Target value 2030	8.6% of the economic value of the catches negotiated at Catalan fish markets

Barcelona's fishing sector




INDICATOR 14B1: Have at least 37 boats and at least 2 using traditional methods

INDICATOR 14B2: Achieve captures for an amount equal to or greater than 8.6% of all fishing ports in Catalonia (right axis)

14.c. Not considered to be applicable at a local level

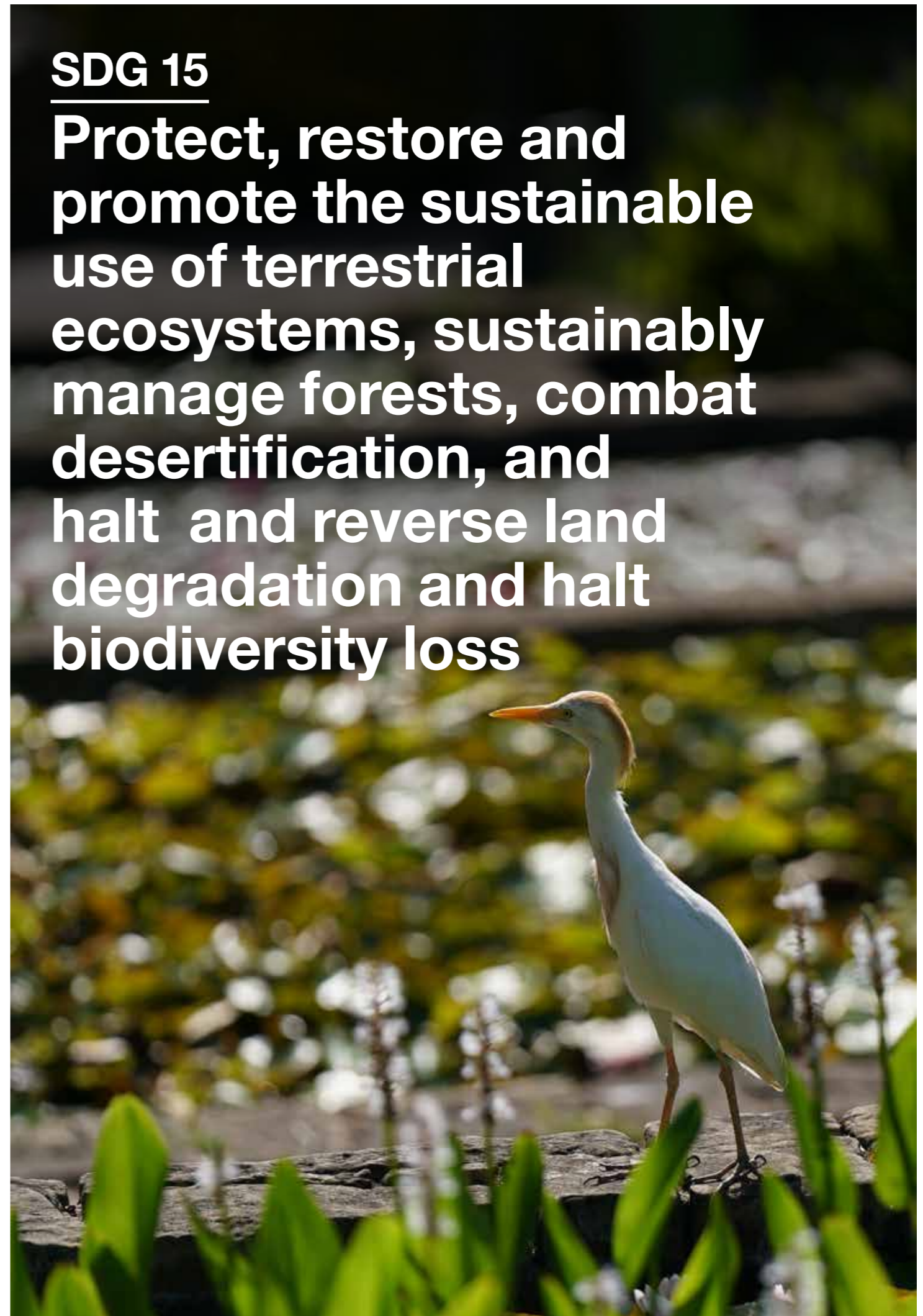
Goal 15

Life in land ecosystems



SDG 15

Protect, restore and promote the sustainable use of terrestrial ecosystems, sustainably manage forests, combat desertification, and halt and reverse land degradation and halt biodiversity loss




Localisable UN targets:

- 15.1. By 2020, ensure the conservation, restoration and sustainable use of terrestrial and inland freshwater ecosystems and their services, in particular forests, wetlands, mountains and drylands, in line with obligations under international agreements.
- 15.2. By 2020, promote the implementation of sustainable management of all types of forests, halt deforestation, restore degraded forests and substantially increase afforestation and reforestation globally.
- 15.3. By 2030, combat desertification, restore degraded land and soil, including land affected by desertification, drought and floods, and strive to achieve a land degradation-neutral world.
- 15.4. By 2030, ensure the conservation of mountain ecosystems, including their biodiversity, in order to enhance their capacity to provide benefits that are essential for sustainable development.
- 15.5. Take urgent and significant action to reduce the degradation of natural habitats, halt the loss of biodiversity and, by 2020, protect and prevent the extinction of threatened species.
- 15.7. Take urgent action to end poaching and trafficking of protected species of flora and fauna, and address both demand and supply of illegal wildlife products.
- 15.8. By 2020, introduce measures to prevent the introduction and significantly reduce the impact of invasive alien species on land and water ecosystems and control or eradicate the priority species.
- 15.9. By 2020, integrate ecosystem and biodiversity values into national and local planning, development processes, and poverty reduction strategies and accounts.
- 15.a. Mobilise and significantly increase the financial resources from all sources in order to conserve and sustainably use biodiversity and ecosystems.
- 15.b. Mobilise an appreciable volume of resources from all sources and at all levels in order to fund sustainable forest management and provide adequate incentives to developing countries so that they promote this kind of management, particularly with a view to conservation and reforestation.

Municipal strategies and plans considered for the localisation of SDG 15

- Trees to Live: Master Plan for Barcelona's Trees 2017-2037.
- Citizen Commitment to Sustainability 2012-2022.
- PEPNAT (Protection Plan for the Serra de Collserola).
- Barcelona Science Plan 2020-2023.
- Climate Plan 2018-2030 and Climate Emergency Decree of January 2020.
- Barcelona Green and Biodiversity Plan 2012-2020.
- Strategic Plan for Barcelona Zoo's New Model (2020-2030).
- Stimulus programme for urban green infrastructure.



Barcelona Targets

15.1.

Create biodiversity nodes and nature reserves as an essential part of urban green infrastructure



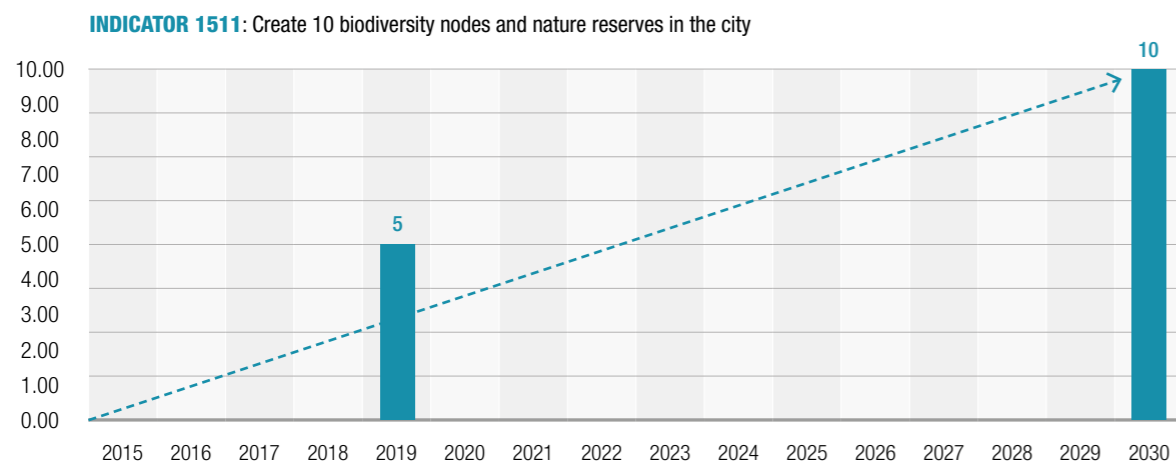
Biodiversity is an essential element for the proper functioning of ecosystems, which in turn provide essential resources and services for human societies. Even in densely populated cities like Barcelona, biodiversity is significant and a value to be preserved. Following this logic, the 2018-2030 Climate Plan provides for the creation of biodiversity nodes which, in addition to contributing to the naturalisation of the city, act as refuges and favour the connectivity and mobility of species.

Operational target: Create 10 biodiversity nodes and nature reserves

Key indicator:

ODSBCN-1511 Number of biodiversity nodes and nature reserves created since 2015			
Origin	Own (target and indicator Included in the 2018-2030 Climate Plan)		
Source	Climate Plan Annual Monitoring Report (https://www.barcelona.cat/barcelona-pel-clima/sites/default/files/documents/pla_pel_clima_-_informe_anual201841219.pdf)		
Reference value	Five nodes created between 2018 and 2019: – Joan Miró – Valent Petit – Ca l’Alier – Plaça de les Glòries – Jardins del Doctor Pla i Armengol)	Target value 2030	10
Analysis perspective	District		

Create biodiversity nodes and nature reserves



15.2.

By 2030, nearly 30% of Barcelona covered by trees



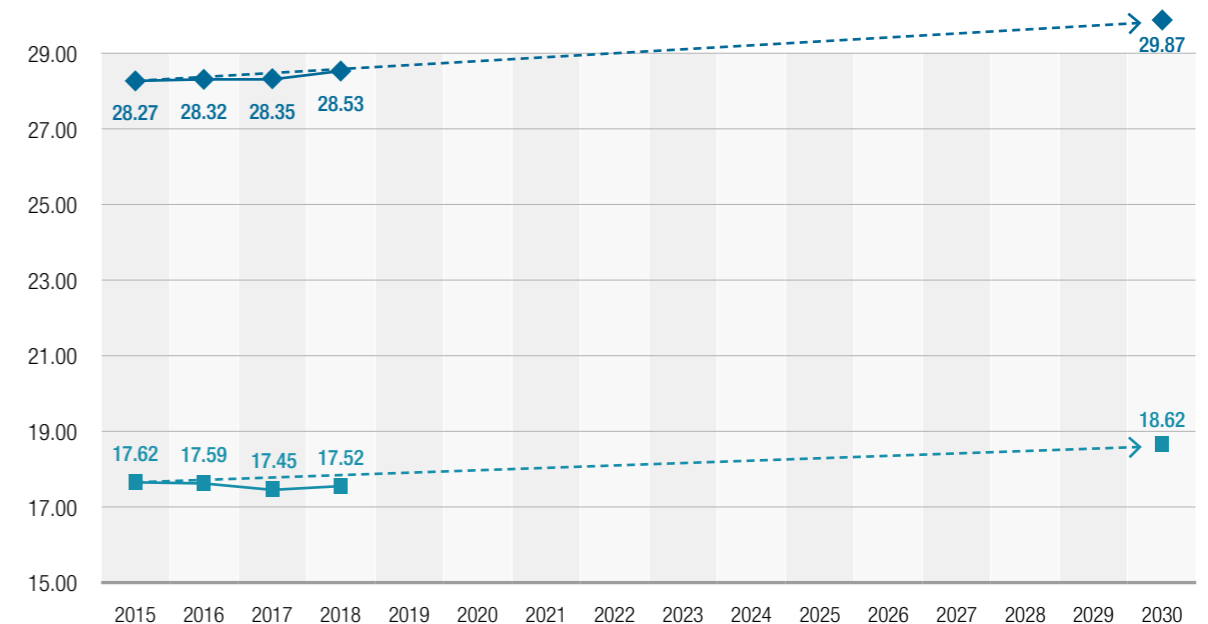
The 2018-2030 Climate Plan and the Tree Master Plan propose a 5% increase in tree cover, reaching a figure of 30% of the urban surface area covered by trees in 2037. This is basically explained by the planned 1.6 Km² increase in the city’s urban green surface area (between 2015 and 2030, see Target 11.7), along with the preservation of the Serra de Collserola Natural Park (see Target 15.4.). The target is to reach 18.6 m² per inhabitant, adding both figures together.

Operational target: Achieve a 1.6 Km² increase in the surface area covered by trees in the municipality (approximately 1 m² more per inhabitant)

Key indicator:

ODSBCN-1521 Total tree-covered surface area in the municipality, adding together urban and woodland green areas			
Origin	Own (target and indicator Included in the 2018-2030 Climate Plan)		
Source	Climate Plan Annual Monitoring Report (https://www.barcelona.cat/barcelona-pel-clima/sites/default/files/documents/pla_pel_clima_-_informe_anual201841219.pdf)		
Reference value	28.2 Km ²	Target value 2030	29.8 Km ²
Analysis perspective	District		

Surface area with trees




INDICATOR 1521A: Increase the surface area with trees to 30 Km²

INDICATOR 1521B: Increase the surface area with trees per inhabitant to 18.6 m²

15.3.

By 2030, less than five hectares of woodland burnt in the Barcelonès region



Forest fires are one of the main factors causing the degradation of landscapes and soil. Fortunately, in recent years, Barcelona has suffered a relatively low number of such incidents. The proposed target involves not lowering our guard and maintaining this level of excellence in the prevention and extinction of fires, while realising that the success of these campaigns largely depends on climatic conditions.

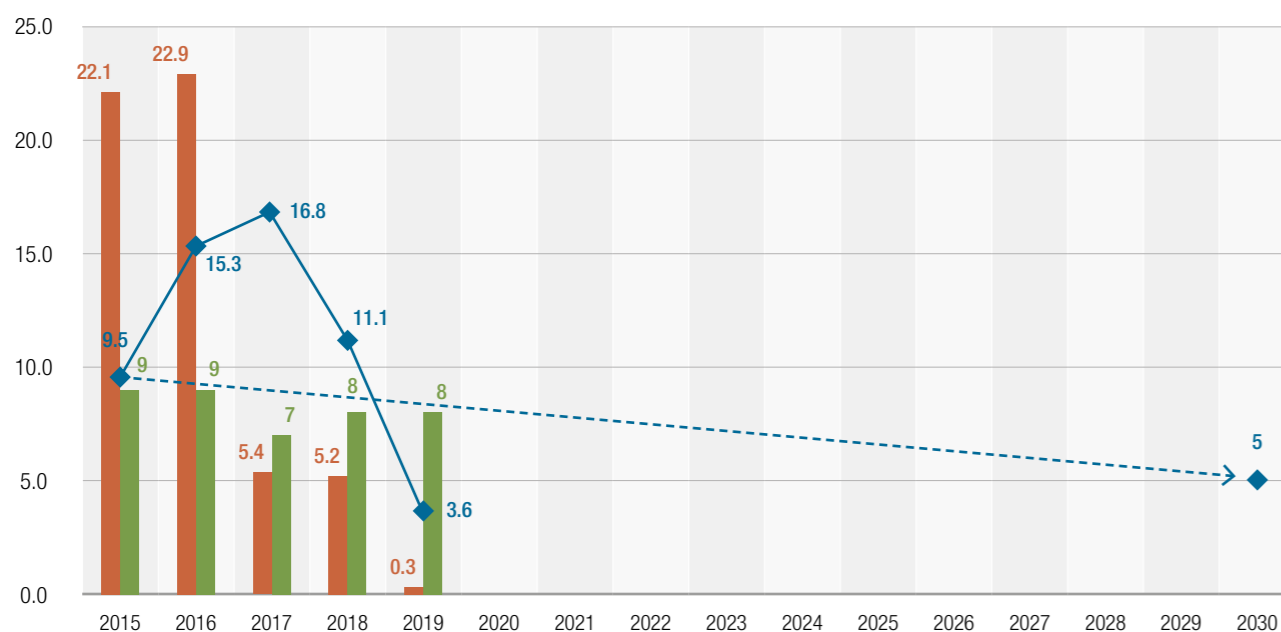
Operational target: Achieve that forest fires have a minimal incidence on the Barcelonès region, with less than five hectares burnt a year

Key indicator:

ODSBCN-1531 The woodland surface area burnt in the five municipalities making up the Barcelonès region (Badalona, Barcelona, L'Hospitalet de Llobregat, Sant Adrià de Besòs and Santa Coloma de Gramenet)

Origin	Own		
Source	The Generalitat's Department of Agriculture (http://agricultura.gencat.cat/ca/ambits/medi-natural/dar_prevenccio_incendis_nou/dar_dades_incendis/)		
Reference value	9.5 Ha (average 2013-2015)	Target value 2028-2030	Less than 5
Analysis perspective	District		

Surface area of burnt woodland (Barcelonès region)



INDICATOR 1531: fewer than five burnt hectares a year (calculated from the moving average for the last three years)

- Average annual surface area of woodland burnt in the Barcelonès region in the last 3 years (Ha)
- Annual surface area of woodland burnt in the Barcelonès region (Ha)
- ◆ Annual number of forest fires

15.4.

Before 2030, introduce climate-change criteria into the management of the Serra de Collserola Natural Park




The Serra de Collserola was declared a natural park by Decree 146/2010 of 19 October. With over 8,000 hectares, Collserola is the city's main 'green lung' and leisure area, an indispensable asset. The aim of the Special Protection Plan for the natural environment and landscape of the Serra de Collserola Natural Park (PEPNAT) is to improve the Park's regulation and management, in order to guarantee the protection, conservation and improvement of this natural heritage and its geological, biological, ecological, landscape, ethnological, agricultural and cultural values. PEPNAT provides an ecological strategy based on dynamic and adaptive management, where the aim is to improve the internal and external connectivity of the Park, conserve its valuable ecological elements, control any disruptions and foster the green economy. Another significant new feature is that it includes climate change 'as one of the key factors to take into account in decision-making about the Park. The main aspects considered are: a low-carbon strategy, a climate-change monitoring system, fostering the green economy and local consumption, increasing the managed surface area and the concept of the Park as an educational and awareness-raising space concerning climate change' (PEPNAT, p. 21).

Operational target: Ensure the definitive approval and implementation of the Special Protection Plan for the natural environment and landscape of the Serra de Collserola Natural Park (PEPNAT)

Key indicator:

ODSBCN-1541 Special Protection Plan for the natural environment and landscape of the Serra de Collserola Natural Park (PEPNAT)

Origin	Own		
Source	The BMA's Area of Urban Planning (http://www.amb.cat/es/web/territori/urbanisme/pepnat-i-mpgmco)		
Reference value	Provisionally approved by the BMA's Metropolitan Council on 30 April 2019	Target value 2030	Definitive approval and in process of implementation



15.5.

By 2030, maintain biodiversity in Barcelona and increase efforts in the struggle to preserve the biodiversity of the planet



Barcelona has a notable presence of fauna. This is shown by the 83 bird species recorded in the city in 2017, as detailed in the Barcelona Atlas of Nesting Birds. But this fauna subsists in a fragile environment that is potentially threatened by climate change. Proof of this is that, in a period of ten years, the population of native birds species has decreased by a quarter. It is necessary to reverse this trend, and other targets in this SDG can help significantly. But above all, the future of biodiversity is decided on a planetary scale, and Barcelona also has a role to play here. The Barcelona Zoo Foundation is increasingly channelling its resources into research and projects and into supporting the preservation of threatened native ecosystems and species.

Operational target: Maintain the biodiversity index for native birds at above 0.80 and increase the percentage of Barcelona Zoo's research and conservation projects or actions dedicated to native species of fauna

Key indicators:

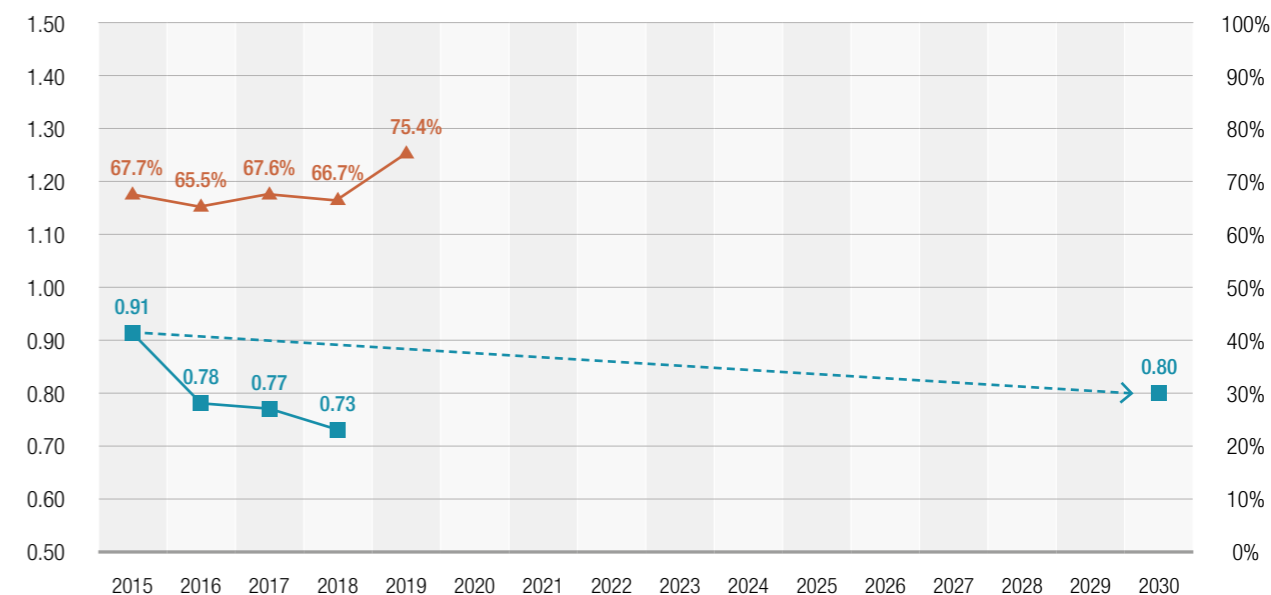
ODSBCN-1551 Biodiversity index for native birds			
Origin	Own (Included in ISB, indicator 1.2.)		
Source	Barcelona Sustainability Indicators (ISB) Annual Report https://www.barcelona.cat/barcelonasostenible/sites/default/files/Indicadors/Indicadors2018/2018_informe_indicadors_sostenibilitat-bcn_0.pdf		
Reference value	0.93 (2015)	Target value 2030	Above 0.80
Analysis perspective	Species		

ODSBCN-1552 Percentage of Barcelona Zoo's research and conservation projects or actions dedicated to native species of fauna (including mixed projects)			
Origin	Own		
Source	Barcelona Zoo (https://www.zoobarcelona.cat/sites/default/files/2020-08/ZOO_MEMORIA19_FINAL_1.PDF)		
Reference value	67.7% (2015)	Target value 2030	To be determined

Protecting biodiversity

INDICATOR 1551: Maintain the Biodiversity Index for native birds at above 0.80

INDICATOR 1552: Proportion of fauna research and conservation projects or actions dedicated to native species (right axis)



15.6. Not considered to be applicable at a local level

15.7.

By 2030, zero tolerance with the trafficking of protected species and the introduction of invasive species of flora and fauna to Barcelona



The trafficking of protected species is one of the factors accelerating the loss of biodiversity. The City Council intends to adopt a highly restrictive regulation – or even prohibition – on the sale of exotic animals in Barcelona, as part of the By-Law for the Protection of Animals. In addition to protecting animals that are objectives for trafficking, and their original ecosystems, this action helps to prevent their introduction into ecosystems where they could generate major disruptions. The problem of invasive species also affects the world of plants, and to an even greater extent.

Operational target: Take the necessary actions to ensure compliance with CITES (the Convention on International Trade in Endangered Species of Wild Fauna and Flora) and to avoid the proliferation of invasive species

Key indicators:

ODSBCN-1571 Indicator of the fight against the trafficking of protected plant and animal species (to be determined)			
Origin	Own		
Source	Pending the creation of the indicator and identifying the source		
Reference value	NA	Target value 2030	To be determined
Analysis perspective	Species		

ODSBCN-1572 Indicator of the fight against the proliferation of invasive plant and animal species (to be determined)			
Origin	Own		
Source	Pending the creation of the indicator and identifying the source		
Reference value	NA	Target value 2030	To be determined
Analysis perspective	Species		

15.8. Is considered to be part of Target 15.7.

15.9.

From 2020 onwards, the vision and goals of SDG 15 will be present in all strategies and plans regarding the development of Barcelona



This target aims to ensure the maximum possible coherence in municipal actions with the objective of protecting, restoring and promoting the sustainable use of land ecosystems. All strategy, planning and programming documents that involve the city's economic and urban-planning development will have to be in line with the vision and content of SDG 15.

Operational target: Ensure that the vision and goals of SDG 15, on Terrestrial Life, are present in all the strategies and plans regarding the economic and urban-planning development of Barcelona

Key indicator:

ODSBCN-1591 The proportion of strategies and plans regarding the economic and urban-planning development of Barcelona, which adequately include the vision and goals of SDG 15			
Origin	Own		
Source	Manager's Office for the 2030 Agenda, Digital Transition and Sports		
Reference value	Not applicable (start 2020)	Target value 2030	100%

15.a.

By 2030, Barcelona will have a new model of zoo, more geared towards the preservation and dissemination of biodiversity, and a Biodiversity Research Institute



The new model Barcelona Zoo, unanimously approved by the Full Council Meeting in 2019, begins with the aim of turning the facility into a leading centre for education and awareness-raising about respect for nature, as well as for the conservation of native fauna – from the Mediterranean area – and species that are threatened or in danger of extinction. The Zoo also plans to increase its efforts in research, establishing lines of collaboration with research centres specialising in biodiversity and natural heritage, many of which are located in the area around Ciutadella Park. One of the most ambitious projects, which involves the public universities UB, UAB and UPF, together with the Zoo, is to create a powerful Biodiversity Research Institute in Barcelona.

Operational target: Implement the new model of zoo and create the Biodiversity Research Institute, based on collaboration between Barcelona Zoo, universities and research centres.

Key indicators:

ODSBCN-15a1 Achievement indicators for the various transformation phases leading to the new model for Barcelona Zoo			
Origin	Own		
Source	Barcelona Zoo (https://www.zoobarcelona.cat/ca/noticies/pla-estrategic-nou-model-del-zoo-de-barcelona)		
Reference value	Pending	Target value 2030	Project carried out


ODSBCN-15a2 Degree of development of the Biodiversity Research Institute project			
Origin	Own		
Source	Organisations responsible for the project		
Reference value	Pending	Target value 2030	Project carried out

15.b. Is considered to be part of Target 15.5.

15.c. Not considered to be applicable at a local level

Goal 16

Peace, justice and strong institutions



SDG 16.
Promote peaceful and inclusive societies for sustainable development, provide access to justice for all, and build effective, accountable and inclusive institutions at all levels




Localisable UN targets:

- 16.1. Significantly reduce all forms of violence and related mortality rates everywhere.
- 16.2. End abuse, exploitation, trafficking, torture and all forms of violence against children.
- 16.3. Promote the rule of law at national and international levels and ensure equal access to justice for all.
- 16.4. Significantly reduce illicit financial and arms flows, strengthen the recovery and return of stolen assets, and combat all forms of organised crime.
- 16.5. Substantially reduce corruption and bribery in all their forms.
- 16.6. Develop effective, accountable and transparent institutions at all levels.
- 16.7. Ensure the adoption of responsive, inclusive, participatory and representative decision-making at all levels.
- 16.10. Ensure public access to information and protect fundamental freedoms, in accordance with national legislation and international agreements.
- 16.a. Strengthen the pertinent national institutions by means of international cooperation, among others, with a view to undertaking training at all levels, particularly in developing countries, in order to prevent violence and combat terrorism and crime.
- 16.b. Promote and apply non-discriminatory laws and policies in favour of sustainable development.

Municipal strategies and plans considered for the localisation of SDG 16

- GUB Master Plan.
- Focus on Children and Citizens 2017-2020.
- Draft for the production of an analysis of Barcelona's new Intercultural Plan.
- Barcelona Refuge City Plan.
- Barcelona, City of Rights Programme.
- Barcelona, City of Peace Programme.
- Protection programme for human rights defenders and journalists in countries where they are threatened.
- Municipal Plan for Community Action 2018-2021.
- Programme Fostering Good Neighbourhood Relationships in the Residential Buildings and Public Spaces of Ciutat Vella.

- Barcelona City Council Code of Ethics and Good Conduct.
- Financial framework 2018-2021.
- Plan to improve budgetary transparency.
- Regulatory Rules for Citizen Participation in Barcelona.



Barcelona Targets

16.1.

By 2030, less violence, greater perception of safety and improved community life in Barcelona



Guaranteeing the safety and positive community life among the people who live in Barcelona, as well as those who work in and visit the city, is essential for ensuring socially sustainable development. In relative terms, Barcelona is a very safe city, although there are times when the incidence of certain crimes and the perception of insecurity can substantially increase. In order to achieve a safer city that is free of violence, Barcelona has a series of plans that cover the various aspects of safety: the Local Road Safety Plan, the Gender Violence Plan and the Local Safety Plan. The proposed target aims to cover citizen safety from the most basic level, preserving life, to the preservation of positive community life. In the latter case, this includes the vision of the Strategy for Inclusion and Reducing Social Inequalities 2017-2030.

Operational target: Reduce criminality to fewer than seven violent deaths and fewer than 150,000 reported crimes a year, reduce the incidence of civil or community-related conflicts to below 10% and raise the perception of neighbourhood and city safety to above 6.5

Key indicators:

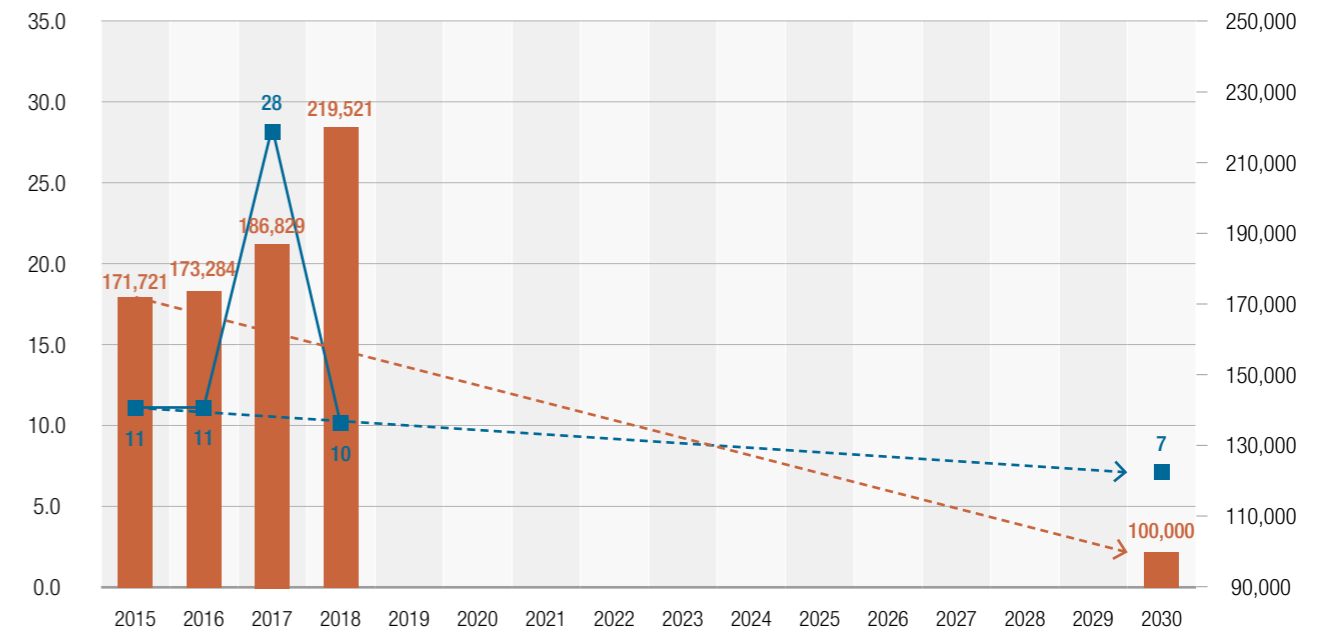
ODSBCN-1611 Number of violent deaths (murder and manslaughter) known by the city's police forces			
Origin	UN		
Source	The Generalitat's Department of the Interior (https://mossos.gencat.cat/ca/els_mossos_desquadra/indicadors_i_qualitat/dades_obertes/catalog_dades_obertes/dades-delinqueencials/)		
Reference value	12 (2016)	Target value 2030	Less than 7

ODSBCN-1612 Number of crimes known by the city's police forces			
Origin	Eurostat		
Source	The Generalitat's Department of the Interior (https://mossos.gencat.cat/ca/els_mossos_desquadra/indicadors_i_qualitat/dades_obertes/catalog_dades_obertes/dades-delinqueencials/)		
Reference value	171,721 (2015)	Target value 2030	Less than 150,000
Analysis perspective	Type of crime		

ODSBCN-1613 Percentage of people who have suffered a civil or community-related dispute in the last year			
Origin	Own (included in the Strategy for Inclusion and Reducing Social Inequalities 2017-2030)		
Source	Survey on Victimization (EV) (https://ajuntament.barcelona.cat/ca/informacio-administrativa/registre-enquestes-i-estudis-opinio)		
Reference value	15.2% (EV 2016 compared to 2015)	Target value 2030	Less than 10%
Analysis perspective	District		

ODSBCN-1614 Perception of safety in neighbourhoods and the city			
Origin	Own (included in the Strategy for Inclusion and Reducing Social Inequalities 2017-2030)		
Source	Survey on Victimization (EV) (https://ajuntament.barcelona.cat/ca/informacio-administrativa/registre-enquestes-i-estudis-opinio)		
Reference value	City: 6.2 Neighbourhood: 6.3 (EV 2016 compared to 2015)	Target value 2030	Equal to or greater than 6.5 in both cases
Analysis perspective	Type of crime		

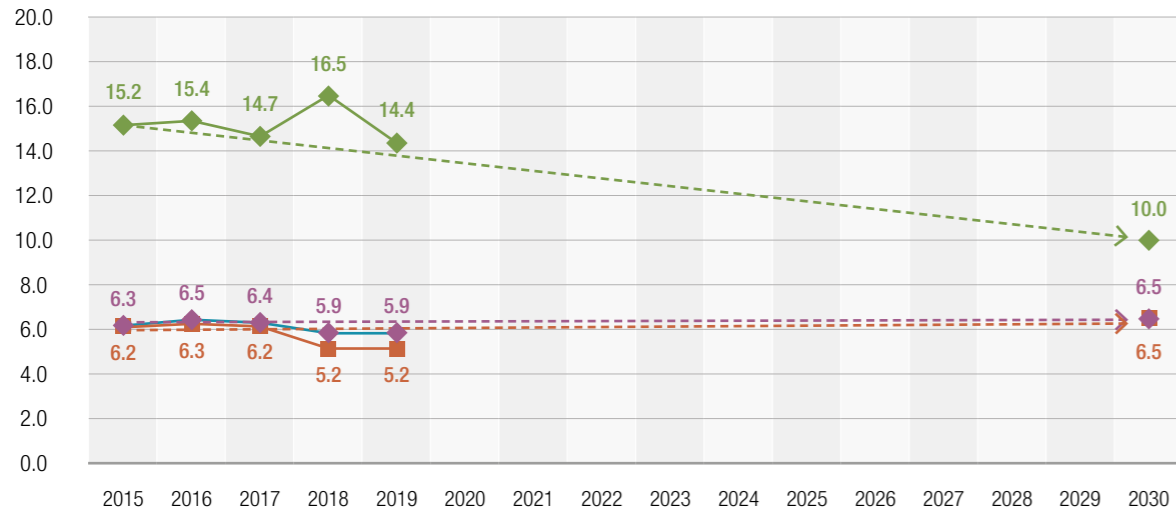
Security and positive community life (I)



INDICATOR 1611: Reduce the number of violent deaths to less than seven a year

INDICATOR 1612: Reduce criminality to less than 150,000 reported crimes a year

Security and positive community life (II)



INDICATOR 1613: Reduce the incidence of community-life conflicts to less than 10%

INDICATOR 1614A: Get the perception of safety in the neighbourhood to above 6.5 (out of 10)

INDICATOR 1614B: Get the perception of safety in the city to above 6.5 (out of 10)

16.2.

By 2030, a safer city for children with zero tolerance for child mistreatment



Violence against children is one of the most devastating things a society can be confronted by; and its eradication, one of the most unmistakable signs of progress. It is necessary for all administrations to redouble their efforts to make this type of violence a thing of the past and ensure that children can feel completely safe in their city.

Operational target: Reduce the number of cases of domestic violence against children or adolescents to fewer than 100 a year, reduce the number of crimes against family rights and obligations by 50%, and increase the proportion of children who feel safe in their neighbourhoods to above 90%

Key indicators:

ODSBCN-1621 Children and adolescents (aged 0 to 17) who are victims of various forms of violence in the family environment, according to reporting			
Origin	Own (included in the Strategy for Inclusion and Reducing Social Inequalities 2017-2030)		
Source	Key Data Report from the 0-17 Observatory, producing data from the Catalan Government's Department of the Interior (https://institutinfancia.cat/projectes/observatori-0-17-bcn)		
Reference value	272 (2015)	Target value 2030	Less than 100
Analysis perspective	District		

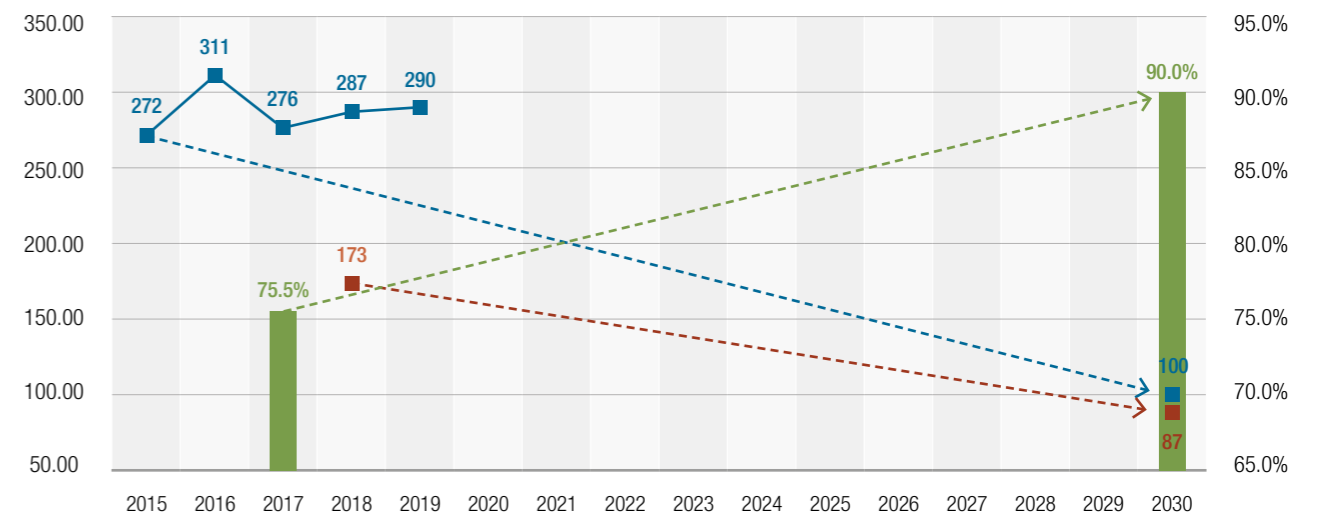
ODSBCN-1622 Number of crimes against family rights and obligations that are known by the city's police forces

Origin	Own		
Source	The OMD's Department of Statistics and Dissemination of Data (https://www.bcn.cat/estadistica/castella/dades/anuari/cap08/C0803020.htm)		
Reference value	173 (2018)	Target value 2030	87 or less
Analysis perspective	District/Type of crime		

ODSBCN-1623 Proportion of children who feel safe in their neighbourhoods

Origin	Own		
Source	The 'Children Speak: the Subjective Well-Being of Children in Barcelona' Survey, from the Institute for Children, (https://institutinfancia.cat/wp-content/uploads/2019/05/InformeParlen_2019.pdf), carried out with children aged between 10 and 12		
Reference value	75.5% (2017)	Target value 2030	Over 90%
Analysis perspective	Gender/District/Family Income		

Safety and protection of children



INDICATOR 1621: Reduce the number of reported cases of domestic violence against children or adolescents to less than 100

INDICATOR 1622: Reduce the number of crimes against family rights and obligations by 50%

INDICATOR 1623: Increase the proportion of children aged between 10 and 12 who feel safe in their neighbourhood to 90% (right axis)

16.3.

Develop international cooperation for the protection and promotion of human rights



Operational target: Maintain the budgetary effort, increase the links and coordination of projects with local authorities and educational campaigns, and consolidate the refuge and protection programmes for journalists and human rights defenders who have received threats in their countries of origin

Key indicator:

ODSBCN-1631 Resources of the municipal Global Justice programme, allocated to the protection and promotion of human rights	
Origin	Own
Source	Global Justice programme report
Reference value	€886,514 (2019)
Analysis perspective	Geographical area/Type of project

16.4. Is considered to be part of Target 16.1.

16.5.

Barcelona, an exemplary city for institutional integrity and good governance



In 2015, Barcelona created its Office for Transparency and Good Practice, with the aim of structuring an active policy against corruption and providing it with sufficient resources. One of the most important results of this initiative was the Ethical Postbox, a channel for reporting possible cases of corruption or misconduct at the City Council, guaranteeing anonymity and the confidentiality of the communications throughout the process. Integrity and good governance make it possible to increase the efficiency of democratic institutions and the general public's trust in them.

Operational target: Increase the general public's perception of the City Council's use of public money by 20 positive points, increase the general public's trust in the City Council to 70% and ensure the proper functioning of the Ethical Postbox and good governance

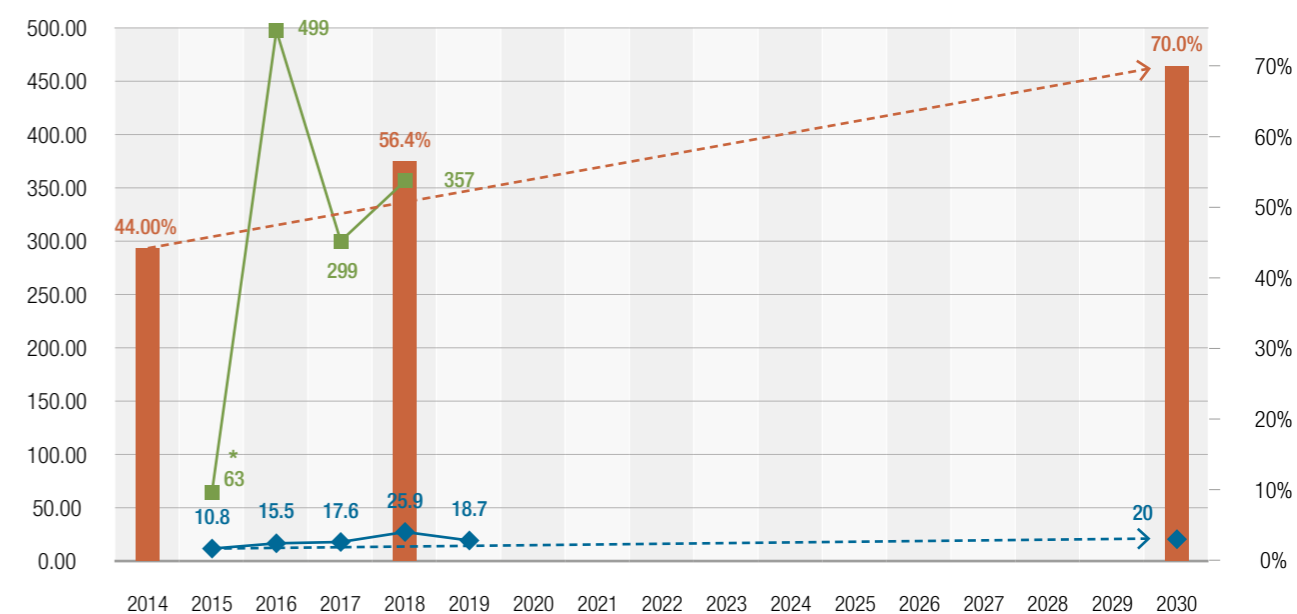
Key indicators:

ODSBCN-1651 The general public's perception of the City Council's use of public money (ratio of positive and negative responses)			
Origin	Own		
Source	Municipal Services Survey (ESM) annual report (https://ajuntament.barcelona.cat/ca/informacio-administrativa/registre-enquestes-i-estudis-opinio)		
Reference value	+11 (2015)	Target value 2030	Above +20
Analysis perspective	District/Gender/Age		

ODSBCN-1652 Level of trust generated by the City Council (ratio of people who trust the City Council sufficiently or a lot)			
Origin	Own		
Source	Barcelona Social Values Survey (https://ajuntament.barcelona.cat/ca/informacio-administrativa/registre-enquestes-i-estudis-opinio)		
Reference value	44% (December 2014)	Target value 2030	Above 70%
Analysis perspective	Reason for the communication		

ODSBCN-1653 Arrival of communications in the City Council's Ethical Postbox			
Origin	Own		
Source	Municipal Office of Transparency and Good Practice Report, 2018-May 2019		
Reference value	63 (2016)	Target value 2030	To be determined
Analysis perspective	Reason for the communication		

Institutional integrity and good governance



INDICATOR 1651: Increase the favourable impression of the City Council's use of public money by more than 20 points

INDICATOR 1652: Increase the % of people who have a high level of trust in the City Council (trust or trust a lot) to 70%

INDICATOR 16533: Communications in the City Council's Ethical Postbox

*: The Postbox was launched at the end of 2015

16.6.

Barcelona City Council, maximum efficiency and responsibility towards the general public



During the COVID-19 crisis, it has been shown that the role of Public Administration is vital for leading the response. But in order to maintain that leadership in the coming decade, with challenges of an equal or even greater scope, the City Council and all Barcelona institutions must be governed with the maximum efficiency, rigour and responsibility. This also involves the introduction of technological and organisational innovations that make it possible to continue offering a high level of services without harming the financial health of the institution. The target is configured so that these changes can be measured.

Operational target: Ensure that Barcelona City Council is an agile and efficient institution that is highly valued by the general public, by achieving the following thresholds: An evaluation of above 6.5 for management, over 80% of final procedures digitalised, an average of under 28 days for paying suppliers and less than 10% difference between the settlement efficiency for income and the settlement efficiency for expenditure

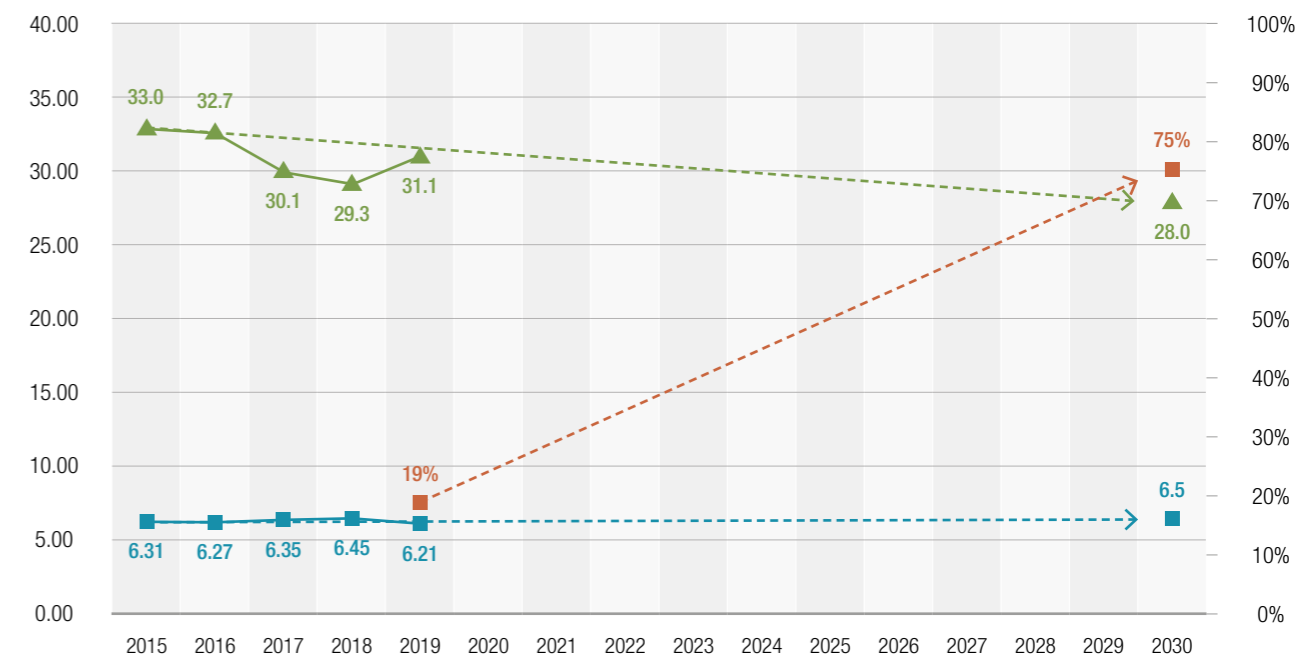
Key indicators:

ODSBCN-1661 General evaluation of city management			
Origin	Adapted from the UN		
Source	Municipal Services Survey (ESM) (https://ajuntament.barcelona.cat/ca/informacio-administrativa/registre-enquestes-i-estudis-opinio)		
Reference value	6.3 (2015)	Target value 2030	Above 6.5
Analysis perspective	District/Gender/Age		

ODSBCN-1662 Percentage of final procedures that are completely digitalised (with immediate download of the document)			
Origin	Own		
Source	Manager's Office for the 2030 Agenda, Digital Transition and Sports		
Reference value	19% (2019)	Target value 2030	Above 75%
Analysis perspective	District/Manager's Office		

ODSBCN-1663 Payment period for suppliers (annual average, in days, counted from receipt of invoice)			
Origin	Own		
Source	Manager's Office for Economy (https://ajuntament.barcelona.cat/estrategiaifinances/ca/informaci%C3%B3-sobre-pagament-empreses-prove%C3%A9dores)		
Reference value	33 (2015)	Target value 2030	Less than 28
Analysis perspective	District/Manager's Office		

Effective and responsible City Council



INDICATOR 1661: Get the evaluation of municipal management to above 6.5 (out of 10)

INDICATOR 1662: Have more than 75% of final procedures completely digitalised (right axis)

INDICATOR 1663: Get the payment period for suppliers to below 28 days on average

16.7.

Barcelona, a city committed to high-quality and participatory democracy



This target includes all the factors concerning democratic quality, from civil activism to electoral participation, because although Barcelona's commitment to democracy is firm, there is still room for improvement. It should be noted that in recent years, the regulatory norms for citizen participation have been updated, with the aim of encouraging participation that is less controlled by the institutions and more open to citizen initiatives. Furthermore, the online platform Decidim.Barcelona has been launched, which is a key resource and reference for a number of participation initiatives. The healthcare and social emergency we have been experiencing since March 2020 has shown the value of having an active social fabric that gets involved for the common good. As stated in the Barcelona Recovery Agreement, it should be considered that 'the collective response to the pandemic will improve through the city's citizen participation forums' and that 'the work of associations and institutions is one of the city's great assets, which is present in all areas of action, whether it be social, cultural, economic, scientific or for job placement or sport. The general public needs to step forward and get more involved in this civic network, which strengthens us as a community, through the work of volunteers, commitment and innovation'.

Operational target: Ensure the deployment of the participation forums and mechanisms set out in the Regulatory Norms for Citizen Participation, with more than 20 participatory processes, more than five successfully-presented citizen initiatives (signatures acquired) and a citizen consultation every year; get participation in neighbourhood associations or organisations to above 20% and above 70% in municipal elections

Key indicators:

ODSBCN-1671 Number of participatory processes held			
Origin	Own		
Source	Manager's Office for Culture, Education, Science and Community 2019 report		
Reference value	10 (begun in 2018)	Target value 2030	Above 20
Analysis perspective	District/Gender/Age		

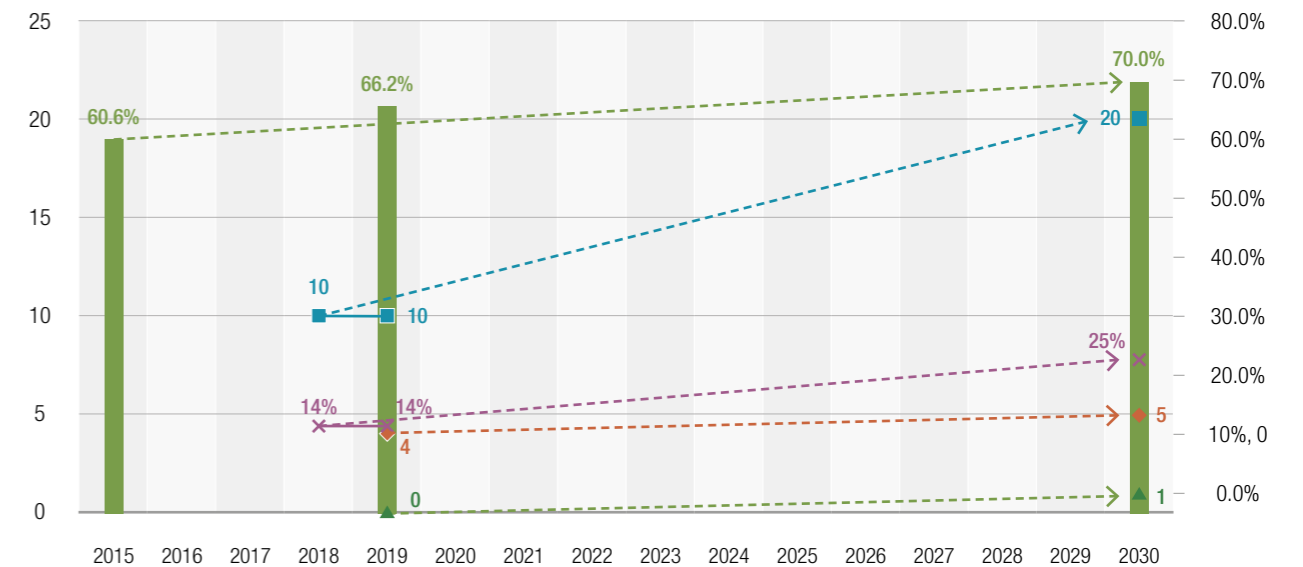
ODSBCN-1672 Number of citizen initiatives successfully presented			
Origin	Own		
Source	Manager's Office for Culture, Education, Science and Community 2019 report		
Reference value	4 (2019)	Target value 2030	Above 5
Analysis perspective	District/Gender/Age		

ODSBCN-1673 Number of citizen consultations held			
Origin	Own		
Source	Manager's Office for Culture, Education, Science and Community 2019 report		
Reference value	0 (2019)	Target value 2030	1 or more
Analysis perspective	District/Gender/Age		

ODSBCN-1674 Proportion of people who take part in associations or organisations in their neighbourhood			
Origin	Own		
Source	Municipal Services Survey (https://ajuntament.barcelona.cat/ca/informacio-administrativa/registre-enquestes-i-estudis-opinio)		
Reference value	13.97% (2018), 14.05% (2019)	Target value 2030	25% or more
Analysis perspective	District/Gender/Age		

ODSBCN-1675 Participation in municipal elections			
Origin	Own		
Source	The OMD's Department of Statistics and Dissemination of Data (https://www.bcn.cat/estadistica/catala/dades/telec/loc/loc15/cloc1501.htm)		
Reference value	60.6% (2015)	Target value 2030	Above 70%
Analysis perspective	District/Gender/Age		

Participatory, high-quality democracy



INDICATOR 1671: 20 or more participatory processes every year

INDICATOR 1672: 5 or more successfully presented citizen initiatives every year

INDICATOR 1673: One or more citizen consultations every year

INDICATOR 1674: 25% or more of adults taking part in an association or organisation in their neighbourhood (right axis)

INDICATOR 1673: Participation in municipal elections above 70% (right axis)

16.8. Not considered to be applicable at a local level

16.9. Considered as achieved

16.10.

In Barcelona, maximum transparency and commitment to access to information



Barcelona City Council has implemented legislation on transparency, with a range of instruments that endeavour to take the principle of active transparency to its highest possible level. These include the Office for Transparency and Good Governance, the Transparency Portal, Open Data BCN, Open Budget and BCN.ROC (Open Knowledge Repository). It is necessary to ensure the growth of these tools, in scope, reliability, updating and, above all, use, by both official clients and the general public. Because information, if it is true and of high quality, generates public value.

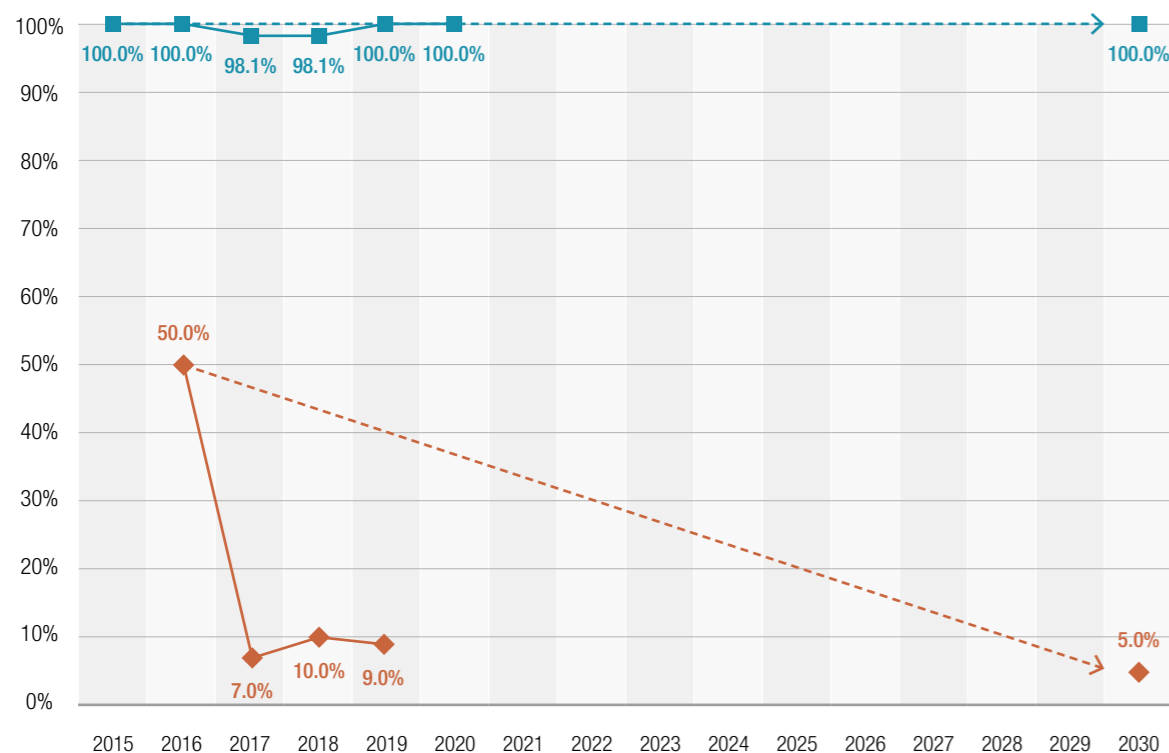
Operational target: Maintain 100% of the score in the analysis of Good Practice in Local Public Communication, produced by Infoparticipa, and reduce the number of applications for access to public information that are contested at the Right of Access Guarantee Commission to less than 5%

Key indicators:

ODSBCN-16101 Result of the annual evaluation of institutional transparency produced by the UAB's Infoparticipa team			
Origin	Own		
Source	Report on Infoparticipa results (https://www.mapainfoparticipa.com/index/home/)		
Reference value	98% (2018)	Target value 2030	100%
Analysis perspective	Components (of the evaluation)		

ODSBCN-16102 Proportion of public information right-of-access requests that are subsequently contested at the Right of Access Guarantee Commission			
Origin	Own		
Source	Municipal Office of Transparency and Good Practice Report, 2019		
Reference value	7% (2017)	Target value 2030	Less than 5%
Analysis perspective	Type of information		

Transparency and access to information



INDICATOR 16101: Maintain Barcelona City Council's position in the Infoparticipa transparency index at 100%

INDICATOR 16102: Reduce the complaints for contested access to public information to less than 5%

16.a.

Expand international cooperation relating to the prevention of violence and the promotion of peace



Operational target: Maintain the budgetary effort, increasing ties and coordination of the projects with Local Authorities and educational campaigns, and consolidating Humanitarian Action Programmes (CRIDES) in the context of armed conflicts, ensuring protection for refugees and the victims of violence.


Key indicator:

ODSBCN-16a1 Resources of the municipal Global Justice programme, allocated to the objective of preventing violence and promoting peace	
Origin	Own
Source	Global Justice programme report
Reference value	€935,499 (2019)
Analysis perspective	Geographical area/Type of project

16.b. Considered to be transversally integrated into the whole Agenda, and especially Targets 1.3., 5.c., 9.4., 10.4., 11.a., 11.b., 15.9. and 16.7.

Goal 17

Alliances to achieve objectives



SDG 17
**Reinforce the resources
for implementing
and revitalising the
Global Partnership for
Sustainable Development**



Localisable UN targets:

- 17.1. Strengthen domestic resource mobilisation, including through international support to developing countries, to improve domestic capacity for tax and other revenue collection.
- 17.2. Ensure that developed countries fully comply with their commitments regarding Official Development Assistance (ODA), including the commitment acquired by many developed countries to achieve the objective of allocating 0.7% of their Gross National Product (GNP) to the ODA, and from 0.15 to 0.20% of their GNP to the ODA of less advanced countries, and encourage ODA suppliers to set a goal in order to allocate at least 0.20% of their GNP to the ODA for less advanced countries.
- 17.3. Mobilise additional financial resources for developing countries from multiple sources.
- 17.5. Adopt and implement investment promotion regimes for less advanced countries.
- 17.6. Enhance North-South, South-South, triangular, regional and international cooperation and access to science, technology and innovation, and enhance knowledge-sharing on mutually agreed terms, including through improved coordination among existing mechanisms, in particular at the United Nations level, and through a global technology-facilitation mechanism.
- 17.7. Promote the development of ecologically rational technologies, as well as their transfer, distribution and dissemination to developing countries under favourable conditions, including concessionary and preferential conditions, by mutual agreement.
- 17.9. Increase international support for the efficient implementation of training programmes, with specific objectives, for developing countries, in order to provide support for their national plans geared towards applying all the Sustainable Development Goals, by means of North-South, South-South and triangular cooperation, among others.

17.14. Enhance policy coherence for sustainable development.

17.16. Enhance the Global Partnership for Sustainable Development, complemented by multi-stakeholder partnerships that mobilise and promote the sharing of knowledge, expertise, technologies and financial resources, to provide support for the achievement of the Sustainable Development Goals in all countries, in particular developing countries.

17.17. Encourage and promote effective public, public-private and civil society partnerships, building on the experience and resourcing strategies of partnerships.

17.18. By 2020, improve the provision of support for training in developing countries, including less advanced countries and small insular developing states, with the perspective of significantly increasing the availability of up-to-date, reliable and high-quality information, broken down by income groups, gender, age, race, ethnic origin, migratory condition, disability, geographical location and other pertinent characteristics according to the national context.

17.19. Make good use of existing initiatives to produce indicators that make it possible to measure the progress achieved in terms of sustainable development and which complement the indicators used to measure Gross Domestic Product, and provide support for training in statistics for developing countries.

Municipal strategies and plans considered for the localisation of SDG 17

- Barcelona Cooperation for Global Justice Master Plan 2018-2021.
- Barcelona, Global City. Master Plan for International Relations 2020-2023.



Barcelona Targets

17.1. Is considered to be part of Target 17.9.

17.2.

By 2030, municipal commitment with 0.7% for international cooperation

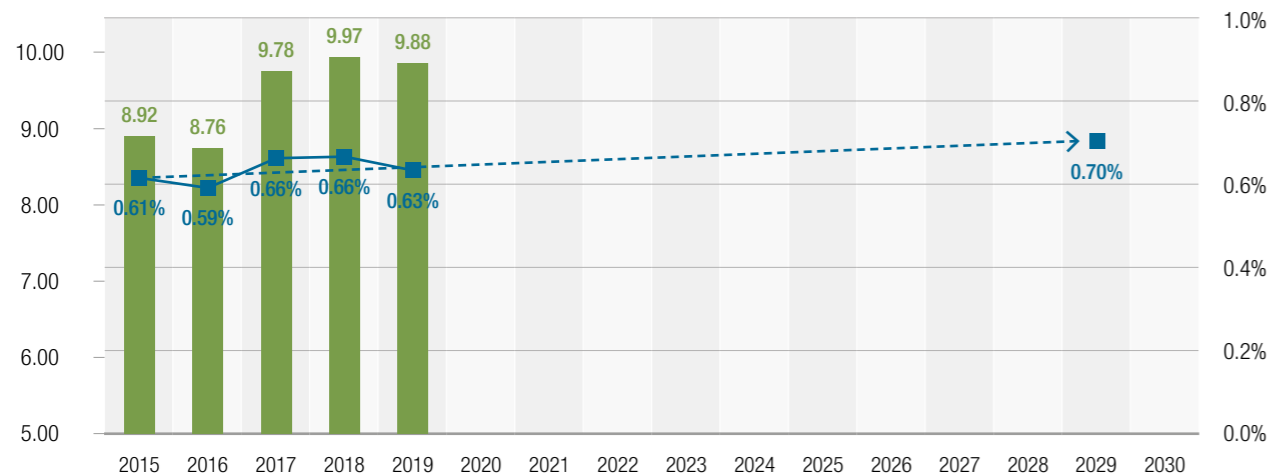


Operational target: Consolidate the contribution of 0.7% of Barcelona City Council's own resources to international development cooperation projects and global justice education projects (budgetary programme 2329)

Key indicator:

ODSBCN-1721 Resources of the municipal Global Justice programme, allocated to the prevention of violence and the promotion of peace			
Origin	UN		
Source	Manager's Office for Economy (http://ajuntament.barcelona.cat/estrategiaifinances/pressupostobert/ca/programas/1711/espais-verds-i-biodiversitat#view=functional&year=2019)		
Reference value	0.63% (2015)	Target value 2030	0.7%
Analysis perspective	SDGs		

Municipal expenditure on international cooperation



INDICATOR 1721: Percentage of own settled revenue allocated to international cooperation

- Settled expenditure on International Cooperation and aid (in millions of €). Left axis.
- % of own settled revenue allocated to international cooperation and aid (right axis)

17.3. Is considered to be part of Target 17.2.

17.4. Not considered to be applicable at a local level

17.5. Is considered to be part of Target 17.2.

17.6. Is considered to be part of Target 9.b

(9.b. Develop international city cooperation in relation to technological development, research and innovation)

17.7. Is considered to be part of Target 9.b

17.8. Not considered to be applicable at a local level

17.9.

Develop international cooperation with regard to training and institutional improvement for the introduction of the SDGs



Operational target: Maintain the budgetary effort for institutional training, increasing the coordination of projects with local authorities in order to generate instruments that create synergies for achieving the SDGs

Key indicator:

ODSBCN-1791 Resources from the municipal Global Justice programme allocated to the institutional training of local authorities and civil society for the implementation of the SDGs	
Origin	Own
Source	Global Justice programme report
Reference value	€612,385 (2019)
Analysis perspective	Geographical area/Type of project

17.10. Not considered to be applicable at a local level

17.11. Not considered to be applicable at a local level

17.12. Not considered to be applicable at a local level

17.13. Not considered to be applicable at a local level

17.14.

From 2021, all municipal government actions must have reports concerning their impact on the 2030 Agenda and the city's businesses and organisations must include them in their accountability



It is necessary to ensure that the various departments and organisations making up the Barcelona City Council group work in a coordinated and coherent way for the attainment of the 2030 Agenda. To that effect, a Transversal Commission has been created to promote the implementation of the 2030 Agenda, and from now on, it will be necessary to normalise the presence of the SDGs in the City Council's planning and accountability instruments. It will also be necessary to do the same in the world of private business and social organisations, jointly seeking appropriate ways for complying with this commitment.

Operational target: Include in every City Council government measure a report concerning its impact on the 2030 Agenda and promote the presence of the 2030 Agenda in society and in business

Key indicators:

ODSBCN-17141 Number of reports concerning the impact of government measures on the 2030 Agenda			
Origin	Own		
Source	Municipal Manager's Office		
Reference value	The start of 2021	Target value 2021	100% application
Analysis perspective	Sector		

ODSBCN-17142 Presence of the SDGs in the reports of Barcelona companies

Origin	Own		
Source	Sustainable Development Goals Observatory (https://palaumacaya.org/es/p/observatorio-ods_a12385571)		
Reference value	28% (40/143) in Spain in 2019. Pending establishment of a value for Barcelona	Target value 2023	To be determined
Analysis perspective	Sector		

17.15. Not considered to be applicable at a local level

17.16.

Develop a strategy of partnerships at an international level in order to promote the attainment of the 2030 Agenda's goals



In an international context, Barcelona is an active, committed city and it assumes its global responsibility. This means acting decisively and responsibly in all areas in order to help combat the climate emergency and to work towards the goals set out in the UN's 2030 Agenda (SDGs). Barcelona currently has an active presence in a significant number of international organisations and networks formed by cities, such as the UCLG, Eurocities, the Network of Cities Against Terrorism, the European Forum for Urban Security, among others. The new Master Plan for International Relations will align the city's lines of action, resources and partnerships with the 2030 Agenda.

Operational target: Update the City Council's diplomatic strategy, maximising the scope and quality of its partnerships in order to contribute to the attainment of the 2030 Agenda's Sustainable Development Goals

Key indicators:

ODSBCN-17161 Number of international actions with official participation at a political level			
Origin	Own		
Source	Manager's Office for the 2030 Agenda, Digital Transition and Sports		
Reference value	103 (2019)	Target value 2030	To be determined
Analysis perspective	Municipal sector/Geographical area		

ODSBCN-17162 Number of networks and other cooperation initiatives (decentralised or multi-level) the City Council participates in			
Origin	Own		
Source	Manager's Office for the 2030 Agenda, Digital Transition and Sports		
Reference value	14 (2019)	Target value 2030	To be determined
Analysis perspective	Type of cooperation/Geographical area		

ODSBCN-17163 Number of technical-exchange actions facilitated at an international level			
Origin	Own		
Source	Manager's Office for the 2030 Agenda, Digital Transition and Sports		
Reference value	92 (2019)	Target value 2030	To be determined
Analysis perspective	Municipal sector/Geographical area		

17.17.

Creating a public-private fund for the promotion of the 2030 Agenda in Barcelona



Barcelona City Council aims to promote the application of the 2030 Agenda with all the city's public and private stakeholders. This is based on a wealth of collaborative networks of this kind. Now it is proposed to go one step further, in order to involve the private sector in the investments that will be needed to achieve the SDGs.

Operational target: Achieve the creation of a public-private fund for the promotion of the 2030 Agenda in Barcelona

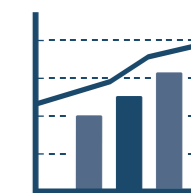
Key indicator:

ODSBCN-17171 Financial endowment to the public-private fund for the promotion of the 2030 Agenda in Barcelona			
Origin	Own		
Source	Manager's Offices for Economy and for the 2030 Agenda, Digital Transition and Sport		
Reference value	From 2021	Target value 2030	Operational fund
Analysis perspective	Type of contribution/Type of project funded		

17.18. Is considered to be part of Target 17.9.

17.19.

Annually assess the degree of attainment of the 2030 Agenda in Barcelona



The system of SDG targets and indicators has been designed to offer a composite and panoramic version of the city's evolution in regard to the 2030 Agenda. This is the basis from which the annual assessment of SDG attainment is constructed, using a methodology attained with the help of the academic world and the example of the best practices used in cities around the world.

Operational target: Include in all the management reports from sectors, districts, autonomous bodies and municipal companies the 2030 Agenda's perspective and indicators, and produce an annual monitoring and evaluation report on the 2030 Agenda

Key indicators:

ODSBCN-17191 Proportion of sectors, districts, autonomous bodies and municipal companies that include the 2030 Agenda's perspective and indicators in their annual management reports			
Origin	Own		
Source	Manager's Office for the 2030 Agenda, Digital Transition and Sports		
Reference value	From 2021	Target value 2030	100%
Analysis perspective	Type of municipal body		

ODSBCN-17192 Number of annual 2030 Agenda monitoring and evaluation reports drafted and published from 2020 onwards			
Origin	Own		
Source	Manager's Office for the 2030 Agenda, Digital Transition and Sports		
Reference value	From 2020	Target value 2030	11

The 2030 Agenda in the era of COVID-19: Impact and reactions

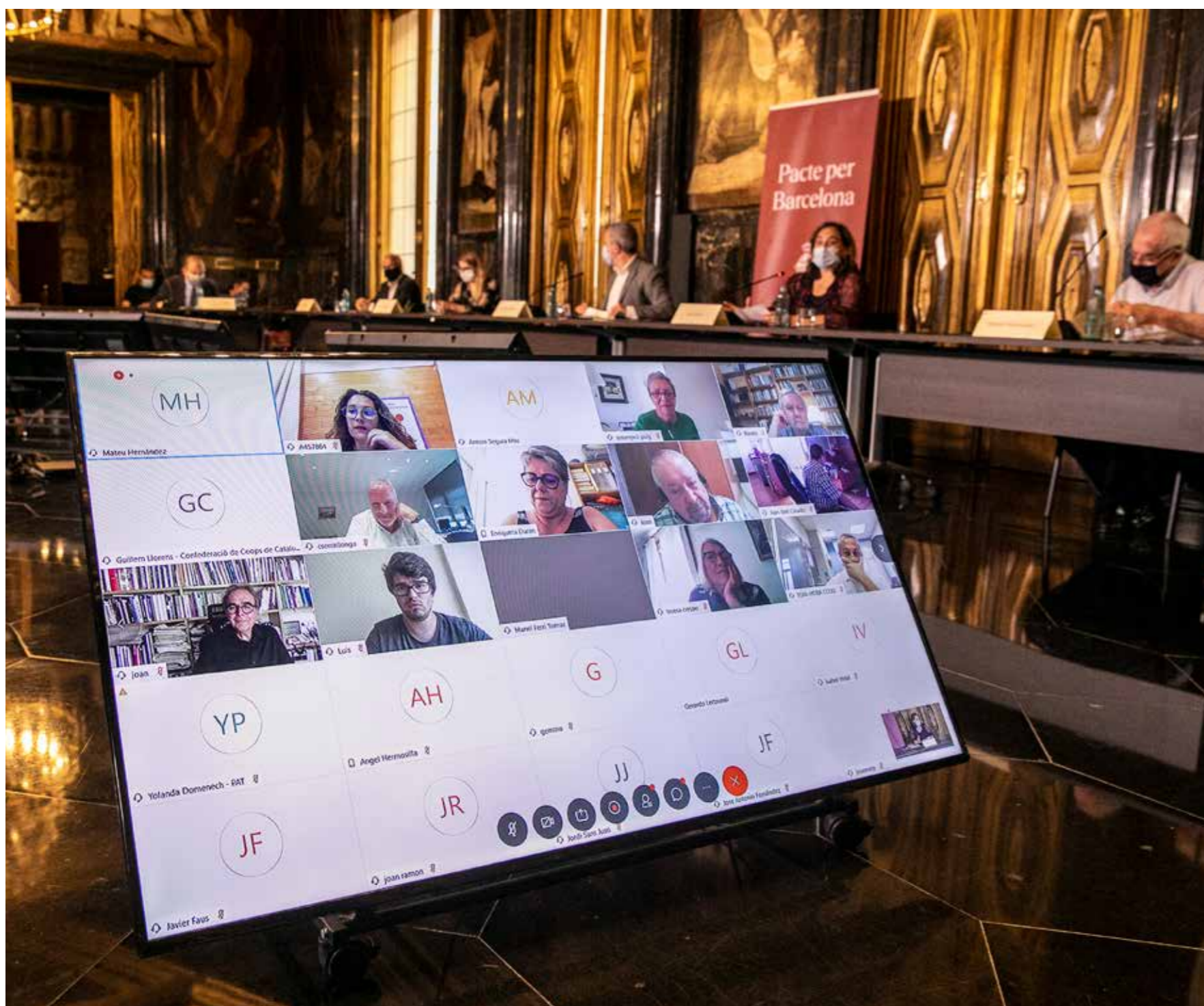
The eruption of COVID-19 has made the need for moving towards a fairer and more sustainable development model even clearer. Due to both its probable cause – the accelerated destruction of many natural habitats – and its terrible consequences, from the social and healthcare emergency to the destruction of economic activity and employment and including a regression on the path to gender equality. The pandemic has revealed the fragility of our protection and assistance systems, as well as the vital importance of digitalisation for maintaining our systems of production, consumption and assistance in such an adverse situation.

The process of creating Barcelona’s 2030 Agenda has mostly been carried out, in the era and context of the pandemic, with the municipal administration focused on deploying prevention, assistance and support measures for the most affected people and sectors. Clearly, COVID-19’s impact on healthcare, employment, and social and economic factors have made a debate on the subject more difficult, both internally and with the general public. An in-person debate could only be held on 3 March, as part of the citizens debate of the Municipal Action Plan (PAM). Due to the lockdown, the second planned debate had to be suspended, as were all the other PAM sessions, although there was the option of continuing the discussion on the online Decidim platform. The 2030 Agenda Academic Advisory Council (CAADA2030) also had to meet virtually, on 5 May, after having to postpone the in-person meeting planned for March.

The pandemic not only altered the consultation process, but also made it necessary to review the localisation of the 2030 Agenda, based on the *new normal*. However, it was only necessary to modify the original proposals for 15 targets, because all of the challenges that have arisen during the lockdown, and which will remain while the pandemic is present, form part of the central core of the 2030 Agenda, mainly reflected in Sustainable Development Goals 3 (health and well-being), 4 (high-quality education), 5 (gender equality), 8 (employment and economic growth) and 10 (reducing inequalities). What challenges are we speaking of? Mainly, guaranteeing a good public health system; universal access to high-quality education, also in a digital environment; reducing inequalities, especially gender inequalities, which have been accentuated during the pandemic; digitalisation that leaves no one behind and, lastly, the need for having resilient economic sectors, prepared to face unexpected situations like the one we are experiencing with this pandemic.

The 2030 Agenda is fully aligned with the fight against COVID-19, and it is very present in the Pact for Barcelona, a city commitment to promote a positive exit from the crisis. The Pact, signed on 21 July, commits the signatories to work together intensely on Barcelona’s economic and social reactivation, while also continuing with the necessary transformations for achieving environmental sustainability. The content of the Pact is the result of conversations and meetings between the City Council and 200 organisations representing the business, education, association and cultural sectors. Grouped into five large areas (Economy Committee, Digital Economy Committee, Urban Model Committee, Social Committee and Education, Culture, Sport and International Committee), the organisations proposed 10 main strategic goals, which have resulted in a series of actions to be implemented in 2020 and 2021.

The Pact is based on five different principles, including public-private shared responsibility, social dialogue, a supramunicipal perspective, the reality of a diverse and equitable city, citizen participation and inter-administrative collaboration, the reinforcing of public services and lastly, global responsibility, based on the con-



sideration that Barcelona is an active city that is committed in the international context and assumes its global responsibility. This means acting decisively and responsibly in all areas in order to help combat the climate emergency and to work towards the goals set out in the UN's 2030 Agenda (SDGs).

The actions proposed in the Recuperation Plan have the potential to positively affect 14 of the 17 Sustainable Development Goals:

SDG 1 (and SDG 2 in everything referring to support for covering nutritional needs)

- Creating a system of aid that complements the minimal wage and the citizen's guaranteed income, with a special focus on child poverty and people with disabilities.
- Providing more resources for the fight against poverty, with prevention and assistance services and programmes, in collaboration with organisations in the sector.
- Reinforcing support for children, prioritising families in a vulnerable situation, and placing special attention on single-parent and large families. Extending school-meal subsidies to the whole year, with open centres, as well as assistance and prevention of violence towards children.
- Ensuring the level of assistance available during the state of emergency for young people, women and addicts who are homeless.

SDG 3

- Strengthening the city's healthcare and biomedical system, helping to improve the general public's health and consolidating Barcelona as a safe and advanced city that is a leader in the provision of healthcare.
- Facilitating the reform and expansion of the city's healthcare facilities (hospitals and primary care centres), reinforcing hospital and primary-care telemedicine services, and improving social and healthcare coordination.
- Reinforcing the biomedical sector, with special short-term emphasis on research for obtaining a vaccine or cure for COVID-19.
- Strengthening the structure for watching over public health, with clear, shared protocols, in order to be prepared for a possible additional wave of the pandemic.
- Designing a specific metropolitan emergency plan for pandemics, which foresees urgent actions (identification of establishments and spaces to be converted, acquiring and storing protective materials and equipment, functioning of basic services, communication, etc.).

- Strengthening resources for improving mental and emotional health, responding to situations of anxiety, fear, pain and other disorders, with special emphasis on detecting people in a situation of loneliness.
- Promoting non-regulated and non-competitive sport and physical activity as a health factor ('sports prescription').

SDG 4

- Making a commitment to build an education system and an education network in which equal opportunities are guaranteed, forming a basic tool for ensuring social equity.
- Developing Barcelona's character as an educating city, with a greater connection to the world of culture, scientific research and popular-culture centres. Promoting a coordinating figure in all highly-complex educational centres, in order to link learning inside and outside school, in a network with all the area's stakeholders and resources.
- Recognising free-time education as a right, emphasising out-of-school time as a tool for learning. Guaranteeing out-of-school learning throughout the year and free-time learning for all children and adolescents in vulnerable situations, increasing the free cover of out-of-school activities and subsidies for the network of educational associations.
- Fostering educational uses of facilities and outdoor public areas in order to resolve the need for space and to encourage a greater connection between schools and their surrounding areas, with the aim of improving the learning experience.
- Ensuring universal access to educational opportunities, reinforcing support for the 0-6 age group, increasing nursery-school places, formulating an action plan to counter early school leaving and intensifying the fight against segregation. Increasing the number of staff at highly-complex schools in order to ensure educational reinforcement and increase the number of social educators at the centres.
- Combating the digital gap in education by means of a specific plan. Promoting the figure of the digital mentor for families, who provides them with advice and guidance for the schooling of their children and the plans for parental training at highly-complex educational centres. Promoting the development of training programmes throughout life.

SDG 5

- An equitable city that is committed to gender equality.
- Providing more resources for the fight against gender violence, with prevention and assistance services and programmes, in collaboration with organisations in the sector.
- Recognising that care is a collective responsibility, which should affect men and women equally. Promoting a model of local care and assistance, in order to improve social assistance, especially for elderly and disabled people. Creating ten new assistance areas in the coming months.

SDG 7

- Launching a new Renovation Plan for the city's housing stock, improving comfort and energy efficiency while also installing renewable energies.

SDG 8

- Extending financial aid and support programmes to the economic stakeholders who have suffered the most in the crisis: SMEs, self-employed people and entrepreneurs.
- Reinforcing active employment policies and professional retraining measures for the groups that have been most affected by the crisis. Creating an employment strategy specifically for young people and another for unemployed people over the age of 45.
- Promoting local commerce, developing campaigns to foster consumerism in local and metropolitan areas, as well as promoting local e-commerce, with the creation of an online marketplace website.
- Promoting the job placement programme for people in a vulnerable situation (Làbora), with the aim of ensuring continuity and consolidation, while fostering its metropolitan expansion.
- Providing support for Barcelona's professional fabric, promoting Barcelona's character as a city of professions. Making full use of congresses and professional get-togethers, as well as employment, professional guidance and training services offered by professional associations, in order to promote innovation, research, employment and entrepreneurship.
- Making greater use of social clauses in public procurement, and especially procurement reserved for social-inclusion companies and special social-initiative work centres. A special plan to increase the number of people with disabilities integrated into the job market.
- Developing a plan to retain talent and foster the return of talent lost during the previous economic crisis in 2008.
- Promoting a comprehensive model of tourism based on the parameters of quality, innovation and sustainability, which transmits confidence and adds value to the city as a whole.
- Promoting specific, short-term campaigns to attract national and international tourism, focusing especially on cultural, family and business tourism.
- Providing the maximum possible safety for visitors, with the guarantee and supply of individual and collective protection elements.
- Favouring the decentralisation of tourism, promoting the value of new assets in the city's neighbourhoods and districts, as well as in the Metropolitan Area.
- Endeavouring to deseasonalise tourism in the city by means of specific campaigns, placing special emphasis on the Christmas campaigns for the next two years.

- Promoting good work practices, high-quality work and knowledge about employment rights in the sector, as well as promoting the hiring of officially recognised guides.
- Promoting strategies for reducing the environmental impact of tourism, fostering the electrification of the main infrastructures and encouraging good environmental practices among visitors.

SDG 9

- Committing to resilient and innovative economic sectors, supporting diversification, thanks to the acceleration of the city's digital transformation and technological capacity.
- Increasing the city's science capital and its ability to define future strategies, as well as consolidating Barcelona as a research centre.
- Giving greater impetus to the reindustrialisation strategy for Barcelona and the Metropolitan Area, as well as the modernisation of industrial installations.
- Developing specific strategies for promoting sectors that are currently strategic, such as the digital sector, the social-healthcare sector, the social economy linked to the third sector, the care economy, the green and circular economy, linked to energy transition, as well as the blue economy, linked to the sea and nautical activities, and the 4.0 industry. Creating an axis for research, knowledge and innovation, geared towards the digitalisation of productive sectors in the Barcelona Metropolitan Area, with the participation of universities, research centres, clusters and strategic infrastructures (port and airport).
- Implementing universal accessibility to devices and connectivity for the city's population. Increasing the free-of-charge offer for knowledge about information technologies, social networks and online navigating, as a citizen's right.
- Expanding infrastructure (terminals) in order to eradicate the digital gap caused by the lack of materials (especially in the education sector). Integrating Barcelona's libraries into a digitalisation and digital-literacy network, especially for elderly people.
- Working to make Barcelona's position as a digital capital a reality, so that it becomes a centre for reflection on technological humanism. Creating a mixed fund of risk capital in Barcelona, geared towards startups.
- Making good use of technological fairs and get-togethers in Barcelona to promote the city's digital infrastructure and fabric.
- Promoting the recognition and visibility of Barcelona as a scientific capital, at both a national and international level, as well as its centres/laboratories and universities. Creating policies for including young talented researchers into research centres, which also have to be well connected with Barcelona's university centres.
- Making science a key factor in the city's social and economic reconstruction. Contributing to the development of new interventions in urban scientific infrastructures, especially in projects that provide an interdisciplinary, avant-garde perspective.
- Opting for the transfer of knowledge and technology, reinforcing opportunities and venues for promoting this transfer of research in all areas, making them relevant projects for Barcelona.

SDG 10

- Making greater use of social clauses in public procurement, and especially procurement reserved for social-inclusion companies and special social-initiative work centres. A special plan to increase the number of people with disabilities integrated into the job market.
- Participating, along with the Generalitat and other administrations, in revising the model used for residential centres, as well as reinforcing home care and the telecare service, establishing the necessary ratios of professionals, under decent, equitable working conditions, and reviewing facilities in order to ensure that they comply with regulations, with the aim of improving social assistance for senior citizens.
- Promoting mechanisms for active registration in the municipal register, in coordination with the municipalities in the metropolitan area, in order to foster social integration and job placement for vulnerable people.

SDG 11

- Turning housing into an economic, social and environmental response to the crisis.
- Launching a new plan for renovating the city's housing pool, improving comfort, energy efficiency and the installation of renewable energies and accessibility, as well as the adaptation of communal areas (roof terraces, courtyards, etc.), especially in highly-complex communities, using fiscal incentives, financial instruments, subsidies and greater administrative agility. Creating a municipal office to provide support for the renovation of buildings.
- Promoting the construction of affordable rental and leased housing, through mechanisms of public-private cooperation and co-responsibility. Expanding the municipal rental-housing pool, providing incentives for the inclusion of flats, especially those owned by large-scale owners, the approval of new areas for residential use, and promoting agreements for turning tourist flats into residential ones.
- Promoting new modes of affordable housing (with services, shared flats, etc.) for senior citizens and disabled people, which foster personal autonomy. Promoting a specific access to housing programme for young people.
- Promoting decent, adequate rehousing, avoiding the use of hostels and providing greater attention to homelessness, fostering specific support for young people without any family support.
- Rethinking the communal areas of residential buildings that foster community life, areas for care and teleworking. Making regulations more flexible in order to provide new communal areas or give new uses to vestibules, roof terraces and other communal areas. Making roofs, and other suitable areas, spaces for greenery or renewable energies in order to improve energy sovereignty and self-consumption.
- An action plan for reducing waiting lists during the months of emergency.
- Working towards a new, more local, urban model, giving new impetus to sustainable mobility, rewilding and the reduction of emissions, and reasserting our commitment to addressing the climate emergency.

- Promoting and giving prestige to public transport, ensuring its funding, improving safety, accessibility, frequency and connectivity. Expanding the segregation of bus lanes and creating new ones for metropolitan connectivity.
- Speeding up planned work on public transport, giving priority to pending connection points and reinforcing local and FGC train services. Adapting trains so that they can transport personal-mobility vehicles. Promoting the introduction of dissuasive car parks in the metropolitan area.
- Designing public areas that prioritise pedestrians and ensure universal accessibility (widening pavements, exclusive pavements, lifts and escalators, eliminating urban-furniture elements in narrow streets, etc.), with an implementation that is child and senior citizen friendly. Expanding infrastructures for cycling (bicycle lanes, safe parking) from a metropolitan perspective. Promoting the adoption of these measures with the greatest possible amount of dialogue and consensus with local residents and retailers.
- Establishing the mechanisms needed to limit pollution caused by traffic in the city and reduce the number of private polluting vehicles, promoting the electrification of mobility and the various forms of shared electric vehicles.
- Expanding Zona 30 (where the speed limit is 30 kph) to most of the city, and doing so immediately in areas surrounding the city's schools.
- Improving the efficiency of essential mobility and producing a plan for the distribution of light goods (packages). Last-mile delivery, sectorising the delivery of goods using the criteria of proximity.
- Promoting employment and social agreements that favour flexible starting times and presence in the workplace, as well as plans for moving businesses. In this regard, making good use of the experience and initiative of Barcelona's Economic and Social Council.

SDG 12

- Promoting the Zero Waste and waste-reuse model in the city as a whole.

SDG 15

- Increasing the city's vegetation and improving the ecological connectivity between green areas, large parks and natural areas, thereby improving biodiversity.

SDG 16

- Reinforcing assistance and prevention of violence towards children.
- Speeding up, simplifying and digitalising administrative procedures, especially for awarding licences and public procurement processes, in order to revitalise economic activity.

SDG 17

- Consolidating Barcelona's active role in the international arena, with commitments to city networks, cooperation and multilateralism.
- Promoting partnerships with other cities, for the exchange of knowledge and good practices.
- Mobilising the public and civil diplomacy network and its connections,
- Creating a cooperation mechanism between the City Council and the various financial and social organisations, in order to jointly apply for the campaigns and tenders for the Next Generation EU recovery plan and other international organisations. Collaborating with European institutions in response to post-COVID-19 challenges.
- Promoting Barcelona's candidacy as the headquarters of European and world organisations, with emphasis on those that are related to digitalisation, research and social innovation.
- Connecting and facilitating interaction between city initiatives and other international and development-cooperation initiatives, with special, short-term emphasis on developing countries where there is massive contagion, ensuring that the pandemic does not lead to a major reversal of rights and freedoms.

The path to follow from now on



Once Barcelona's 2030 Agenda has been designed and approved, a system will be set up to evaluate its evolution and its degree of achievement. One of the cornerstones of this work is the analysis of the key indicators defined in this report, measuring both their evolutionary trend (from very positive to very negative) and how far they are from the targets established for 2030. The operational definition and the key indicators for a significant number of targets still have to be developed, identifying the pertinent data sources in each case. It must be said that both the creation of new indicators and the updating of the ones that are already available will largely depend on the results of surveys carried out in 2020, during the pandemic.

However, in the evaluation process, other indicators will be identified and added, with the capacity for enriching and fine tuning the analysis of each SDG target. We are specifically thinking about indicators of economic effort (aligning budgetary programmes with SDG targets) and of the results of municipal programmes and services that are driving forces for the targets. The visions and perspectives of various municipal departments will also occupy prominent positions, as they are needed for obtaining a reliable analysis of the situation which is also useful for learning and improvement.

In the summer of 2021, we will be publishing the first annual monitoring report, and our intention is to maintain this pattern over the years, incorporating improvements in each of the subsequent editions of the report. The most needed, and also most complex, factors include an estimation of the contributions made by the business sector and the third sector to the 2030 Agenda, and an analysis of inter-relations, in order to understand the synergies and antagonisms that may arise among the various SDG targets.

The idea is to obtain an increasingly complete picture and improve Barcelona's progress in the SDGs, as well as a panoramic view of the 2030 Agenda, which allows the City Council and all the stakeholders, who are either based in the city or operate there, to better understand where the main challenges are and what responses will function best for achieving the targets.

The priorities for the first third of the decade are marked by the Pact for Barcelona and the 2020-2023 Municipal Action Plan (PAM). This PAM is based on six lines of action, which are fully aligned with the 2030 Agenda:

- Restarting the economy, making it stronger, more resilient and more diversified.
- Reinforcing assistance and resources for social inclusion
- Accelerating ecological transition to combat the climate crisis
- Making the educating, cultural, scientific and sports city stronger
- Building a safer and more friendly city, based on its neighbourhoods, with a metropolitan perspective
- Promoting an open city, with a digitalised administration

In the introduction, we said that the SDG targets making up the Barcelona 2030 Agenda are largely derived from municipal plans and programmes. In this regard, it is very positive that the various areas of the City Council are thinking about the future with this time horizon and within the framework of the SDGs. This is the case with the 2020-2030 Impulse Strategy for Barcelona's Green New Deal, the 2030 City Social and Solidarity Economy Strategy and the 2020-2030 Barcelona Interculturality Plan, among others.

The Barcelona 2030 Agenda is not supposed to be a closed document. We will only succeed if a fluid relationship is consolidated, with constant feedback, with municipal areas, with Barcelona residents and with the municipalities in the Metropolitan Area, in search of a close fit with the 2030 Metropolitan Strategic Plan. And always being aware of technological, economic, social and political changes, which will modify the playing field.

