

PoA in the pipeline:

Analysis based on IGES PoA database

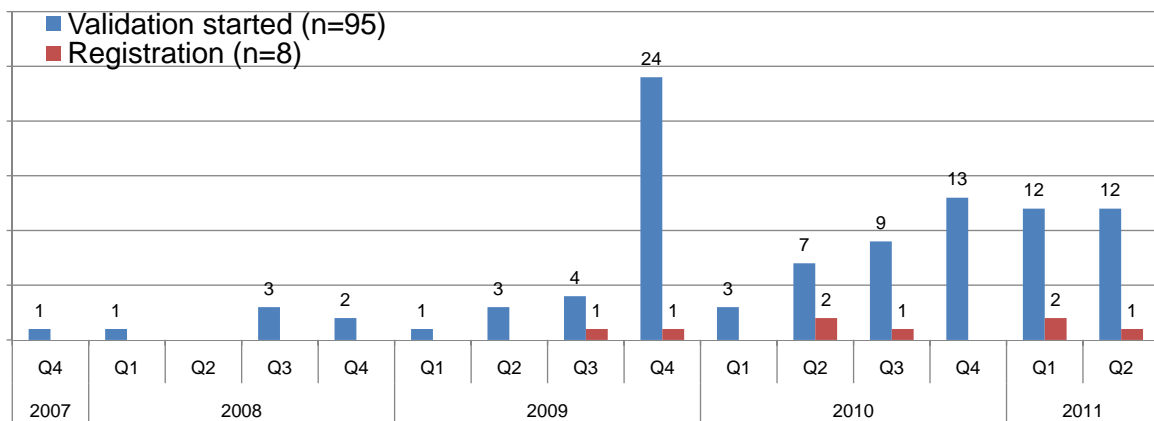
5 July 2011

CDM(PoA) Programme of Activity Workshop at Ulaanbaatar

Yuriko KOYANAGI

Assistant Researcher, Market Mechanism Group, IGES

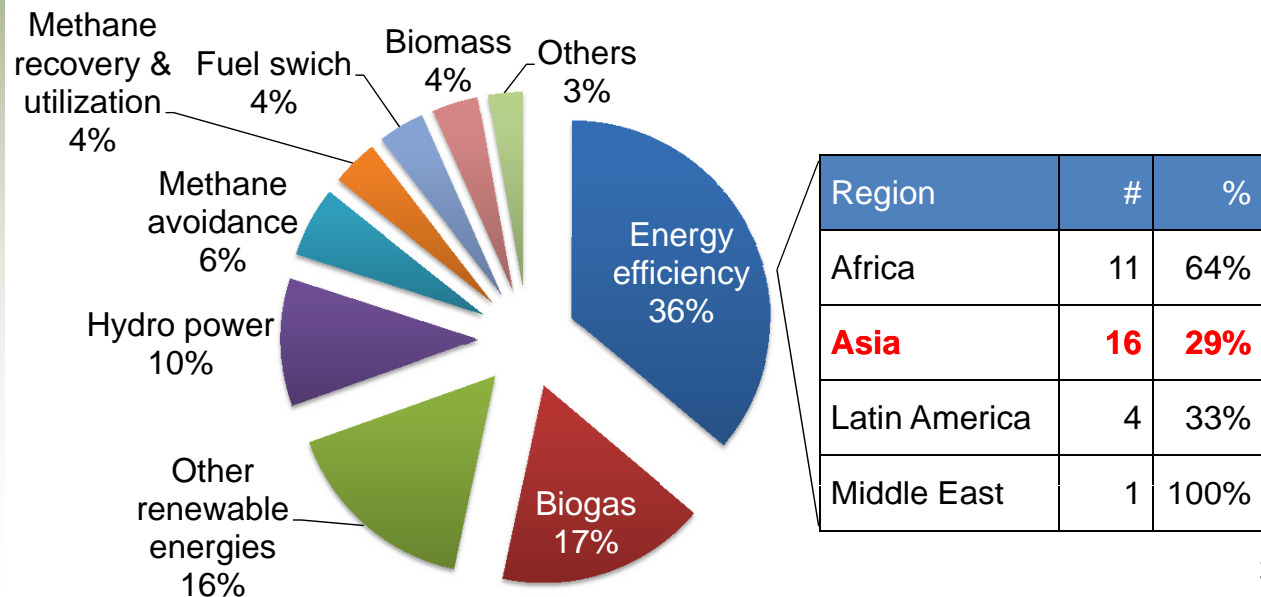
Overview of PoA Development



- Large increase esp. Q4 2009 due to the cut-off of the inclusion of CPA before PoA validation stage
- Upward trend can be seen in 2010

Type of project -PoAs under validation-

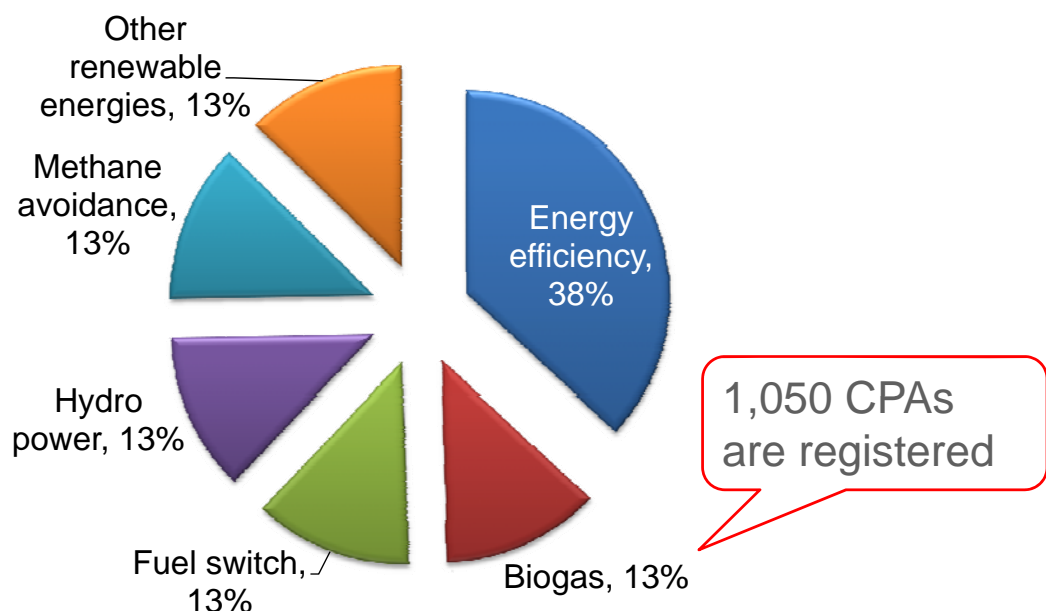
- Energy efficiency is the most popular project type with 36% of the total PoAs
- Energy efficiency includes installation of CFL, LED, and cook stove.
- Biogas includes household biogas utilization in municipal and provincial area.



3

Type of project -registered PoAs-

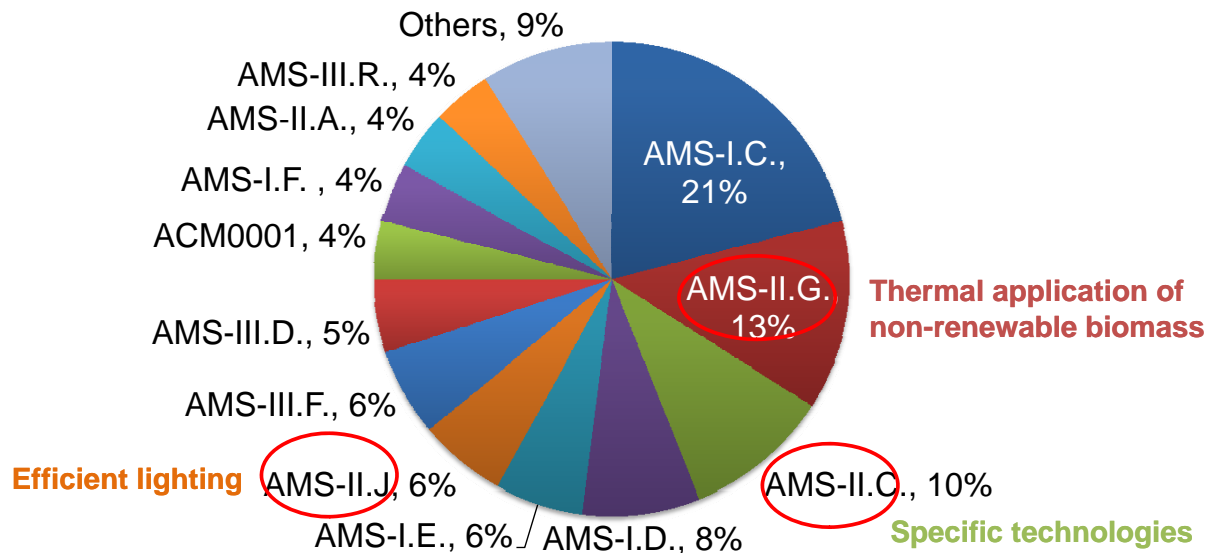
- Dissemination of the registered PoAs is almost the same as PoAs under validation



4

Methodologies –PoAs under validation-

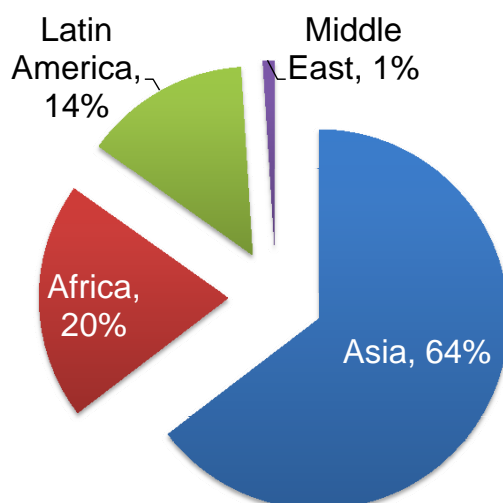
➤ Small scale methodologies are utilized in PoAs especially for the type of “demand side energy efficiency”



Regions & countries

-PoAs under validation-

➤ More than 60% of the PoAs are hosted in Asian countries.
 ➤ More than 30% of the PoAs are hosted in China, India, Republic of Korea and Viet Nam.

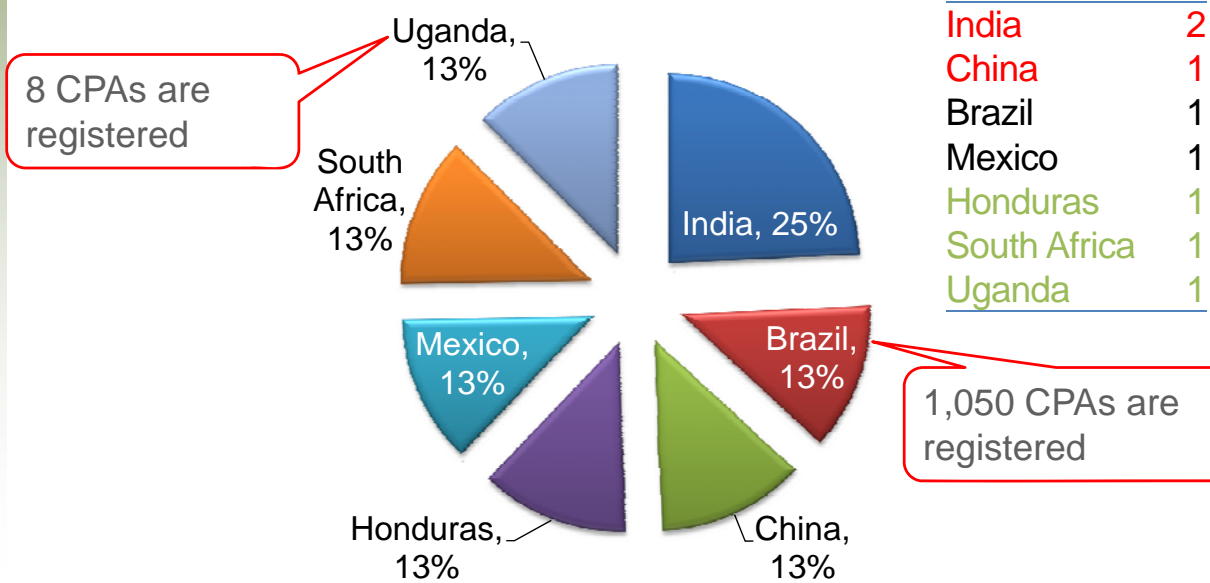


China	12
India	8
Republic of Korea	6
Viet Nam	6
Bangladesh	4
Indonesia	3
Philippines	3
Singapore	3
Malaysia	2
Pakistan	2
Thailand	2
Nepal	1
Sri Lanka	1

Regions & countries

-registered PoAs-

➤ Wide range of dissemination



- IGES PoA Database

http://www.iges.or.jp/en/cdm/report_cdm.html#poa

- IGES market mechanism group publications

<http://www.iges.or.jp/en/cdm/report.html>