

Status of the adaptation plans in the Asia-Pacific

Akane Matsuo

Policy Researcher
Adaptation & Water Area
Institute for Global Environmental
Strategies (IGES)

**Formulation and Implementation of National
Adaptation Plans (NAPs) in the Asia Pacific -
Establishing a System to Promote Adaptation
Towards the Achievement of the Global Goal on
Adaptation (GGA)**

COP27, Sharm el-Sheikh, Egypt
Japan Pavilion Seminar
11 November 2022, 10:30-12:30 (Egypt time)

ANALYSIS: Status of the adaptation plans

Background and Objective



Photo: [UNFCCC flicker](#)



Photo: [UNFCCC flicker](#)

- It has been more than a decade since the **“NAP process”** was established as part of the Cancun Adaptation Framework in 2010.
- Under the discussion of **GlaSS and GST**, documents such as NDCs and NAPs have frequently been recognized as an effective source of information to assess adaptation progress and needs.
- The [LEG Technical Brief \(February 2021\)](#) identified gaps and needs related to the development and implementation of NAPs.
- However, there are few surveys providing an overview of the status of adaptation planning focusing in the Asia-Pacific.
- This survey was conducted with the objective to **take a snapshot of the current status of adaptation plan formulation in the Asia-Pacific**, by analyzing not only the NAP documents but also other documents submitted to the UNFCCC including adaptation plans, to grasp a full picture of adaptation planning in the region.

ANALYSIS: Status of the adaptation plans

Target countries' Profile



Sub-region	TOTAL (countries)
East Asia	5
South East Asia	11
South Asia	7
Pacific	16
TOTAL	39

Sub-region	Non-Annex I Parties	LDCs	SIDs
	(countries)		
East Asia	4	0	0
South East Asia	11	4	2
South Asia	7	3	1
Pacific	14	3	12
TOTAL	36	10	15

Source: [Ministry of Foreign Affairs of Japan](#)

ANALYSIS: Status of the adaptation plans

Status of the submitted documents to the UNFCCC

(as of 30 Sep 2022)

All countries in the Asia-Pacific

Documents	TOTAL (countries)	Oldest (year)	Latest (year)
NC	37 / 39	2012	2022
NDC	39 / 39	2016	2022
NAPA	13* / 10	2005	2013
NAP	6 / 36**	2016	2021
AC	7 / 39	2017	2021

Countries in the Asia-Pacific by categories

Documents	Non-Annex I Parties	LDCs	SIDs
	(countries)		
NC	34 / 36	9 / 10	15 / 15
NDC	36 / 36	10 / 10	15 / 15
NAPA	13 / 36	10 / 10	7 / 15
NAP	6 / 36	4 / 10	3 / 15
AC	4 / 36	2 / 10	2 / 15

In the Asia-Pacific:

- All countries have submitted their **NDCs** at least for 1 to 4 times.
- All LDCs have submitted their **NAPAs**.
- All SIDs have submitted their **NCs**.

- Only 6 countries out of 36 Non-Annex I countries have submitted their **NAPs**.
- Only 7 countries out of 39 countries have submitted their **ACs**.

* The development of NAPA was applicable only for the LDCs, out of which Maldives, Samoa and Vanuatu have graduated from the LDCs after their NAPA submission.

** The development of NAP is applicable only for the Non-Annex I Parties.

METHODOLOGY

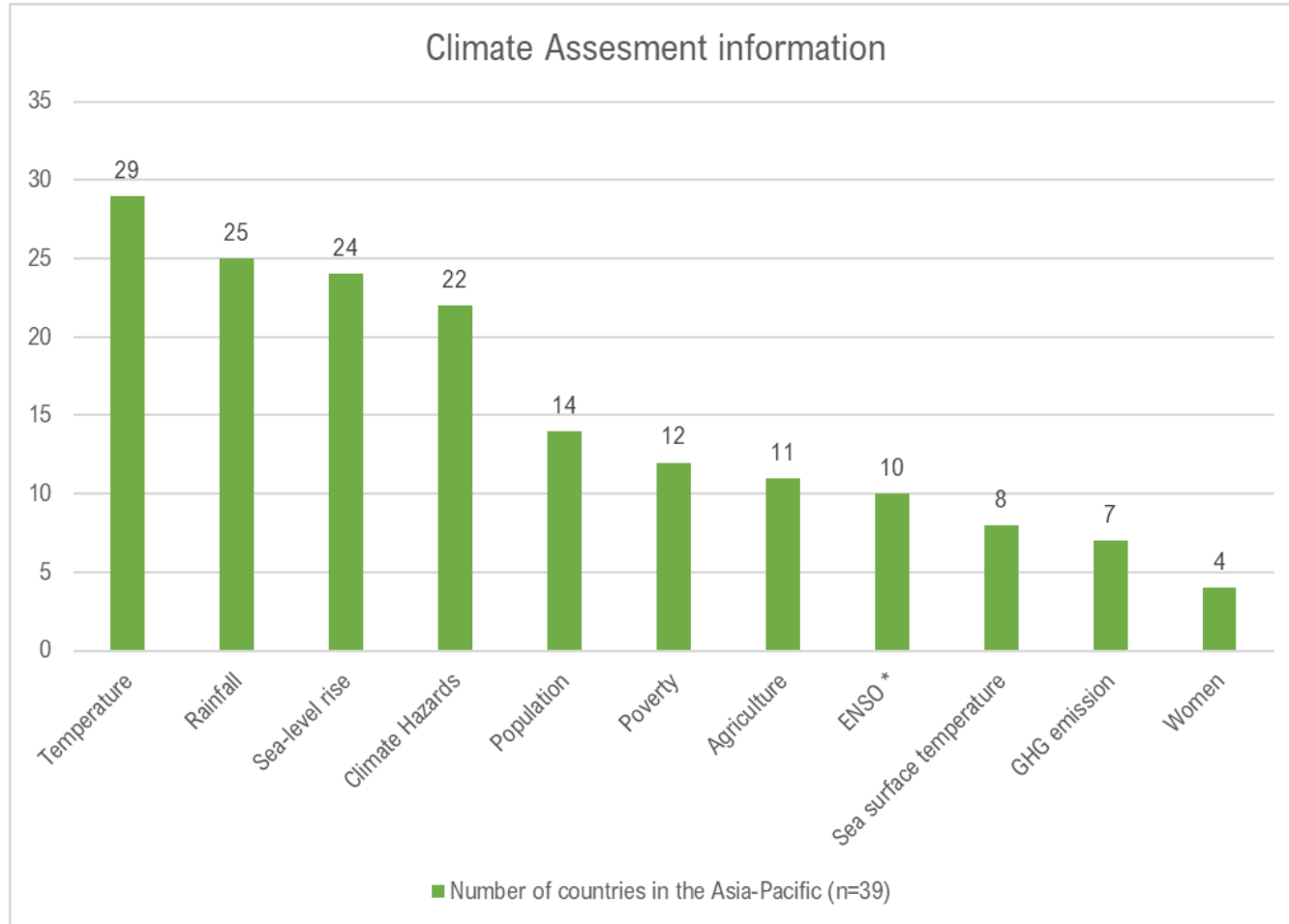
- A detailed analysis of the adaptation plan documents was conducted by referring to **the most recent documents from the NC / NDC / NAP / AC** submitted to the UNFCCC, **one for each country**.
- The analysis used a **quantitative framework** for assessing the components of adaptation plan documents using 4 elements:
 1. Assessment of the current and future climate
 2. Priority sectors
 3. Implementation strategy
 4. Monitoring and Evaluation (M&E)

Analyzed documents	TOTAL (countries)	East Asia	Pacific	South Asia	South East Asia	Non-Annex I Parties	LDCs	SIDs
		(countries)				(countries)		
NC	7	2	4	0	1	7	1	3
NDC	21	1	7	5	8	21	5	8
NAP	7	0	3	2	2	6	4	3
AC	4	2	2	0	0	2	0	1
TOTAL	39	5	16	7	11	36	10	15

* Since no country had NAPA that corresponded to the most recent document, it was not included in the documents analyzed.

RESULTS

1. Assessment of the current and future climate and its impacts in adaptation plan documents



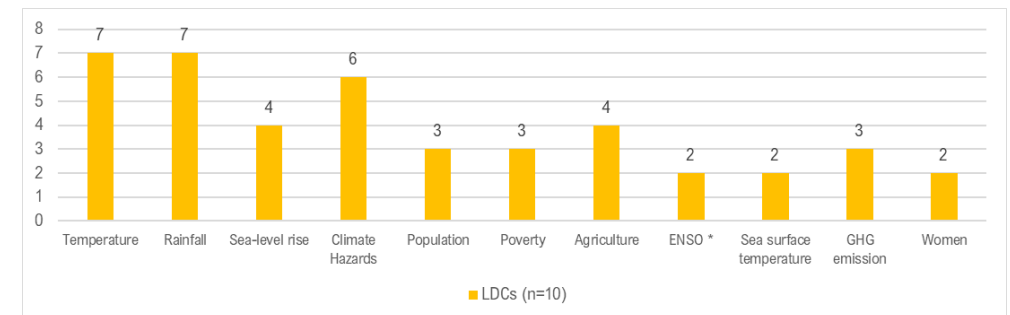
*ENSO: The El Niño-Southern Oscillation

Out of 39 countries in the Asia-Pacific:

- More than half of countries included **Temperature**, **Rainfall**, **SLR** and **Climate Hazards** in their adaptation plan documents.

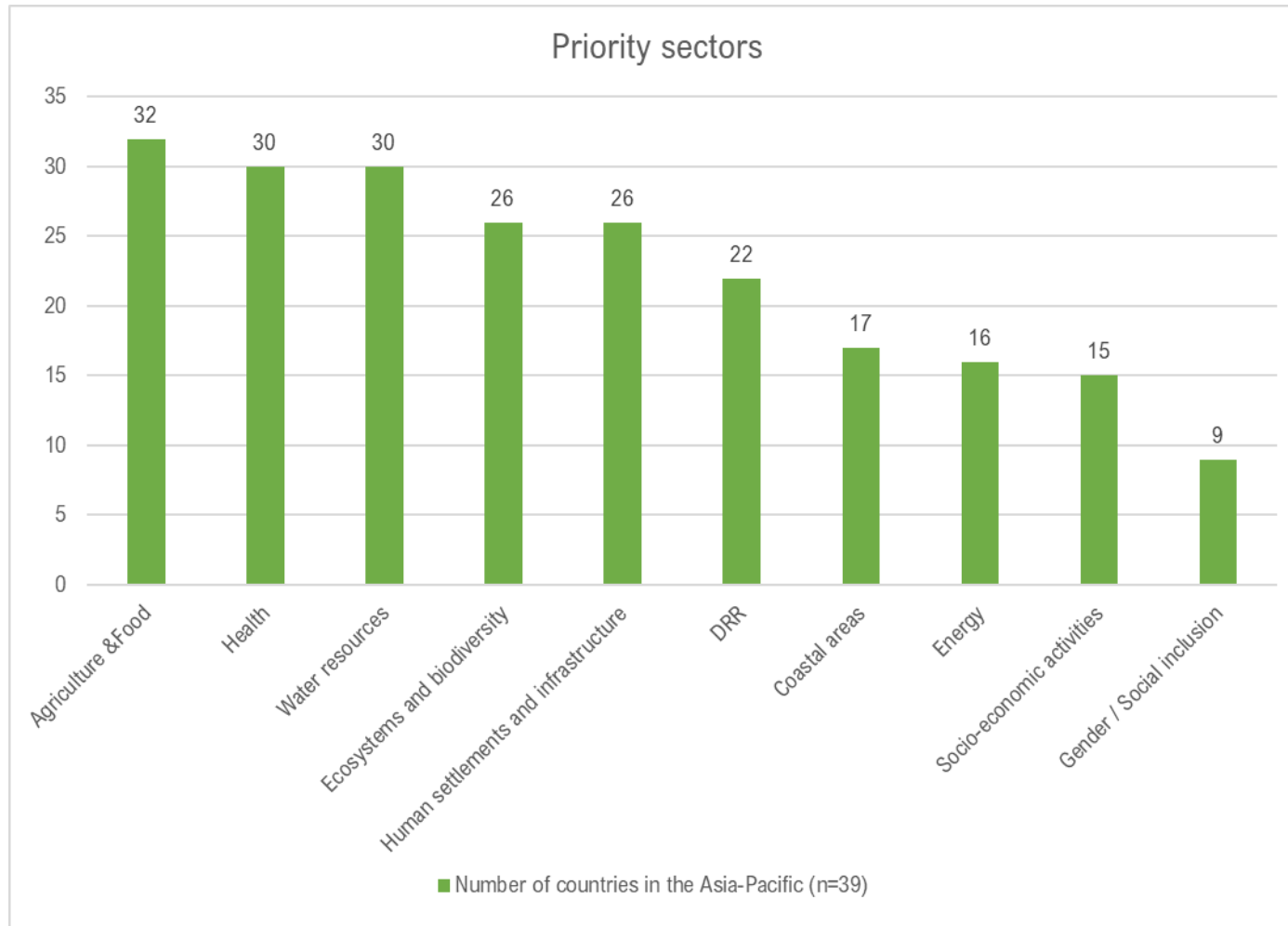
Out of 10 LDCs in the Asia-Pacific:

- More than half of countries include **Temperature**, **Rainfall** and **Climate Hazards**.



RESULTS

2. Priority sectors in adaptation plan documents

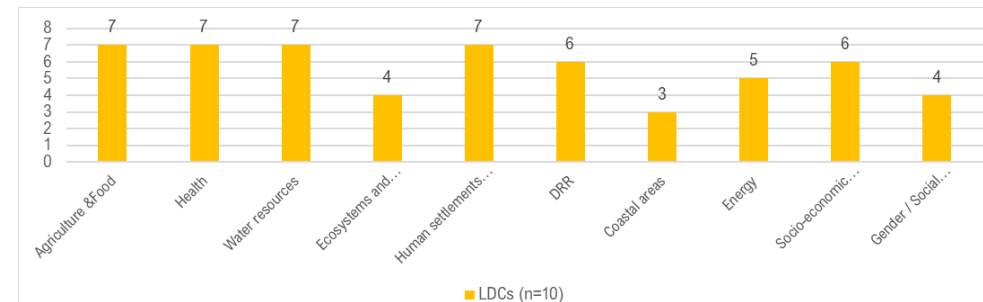


Out of 39 countries in the Asia-Pacific:

- Over 30 countries included **Agriculture & Food**, **Health** and **Water** as priority sectors in their adaptation plan documents.

Out of 10 LDCs in the Asia-Pacific:

- More than half of countries also include **DRR** and **Human settlements and infrastructure**.



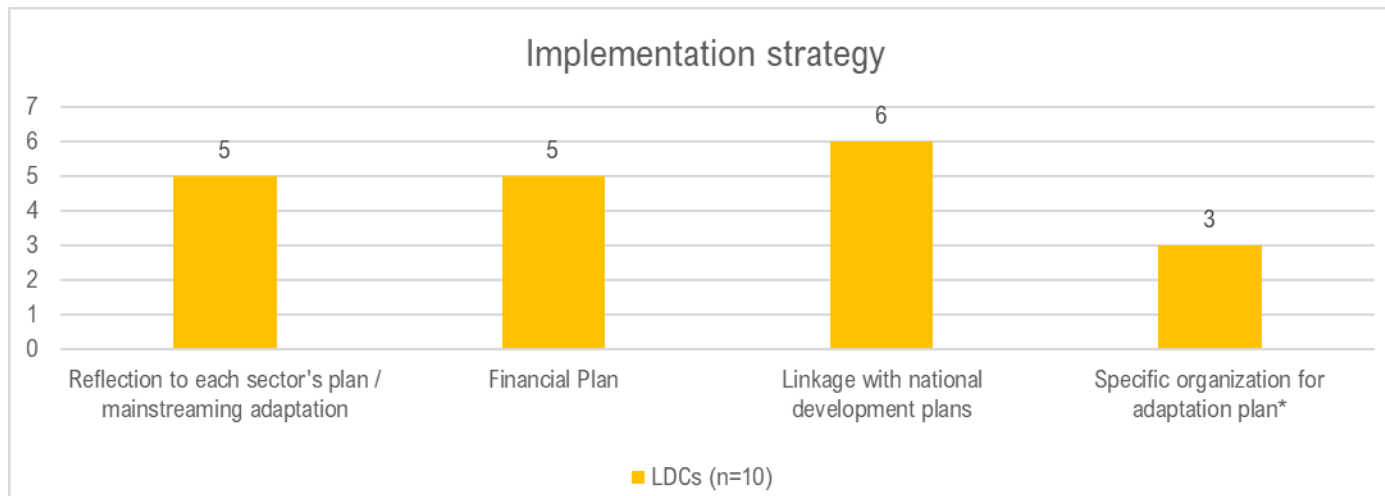
RESULTS

3. Implementation strategy in adaptation plan documents



Out of 39 countries in the Asia-Pacific:

- Only 18 countries mentioned that they **reflect adaptation measures in each sector's plan**, in their adaptation plan documents.




Out of 10 LDCs in the Asia-Pacific:

- 6 countries mentioned that there are **linkages between adaptation plans and national development plans**, in their adaptation plan documents.

*Such as NAP task force

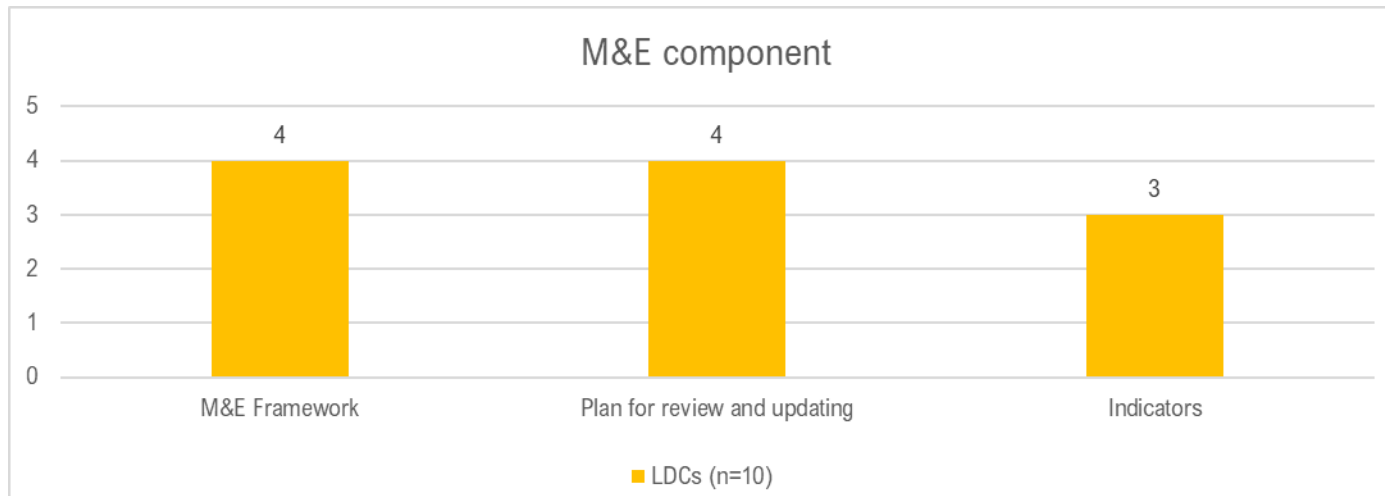
RESULTS

4. Monitoring and Evaluation (M&E) component in adaptation plan documents



Out of 39 countries in the Asia-Pacific:

- Only 11 countries included **M&E Framework** in their adaptation plan documents.



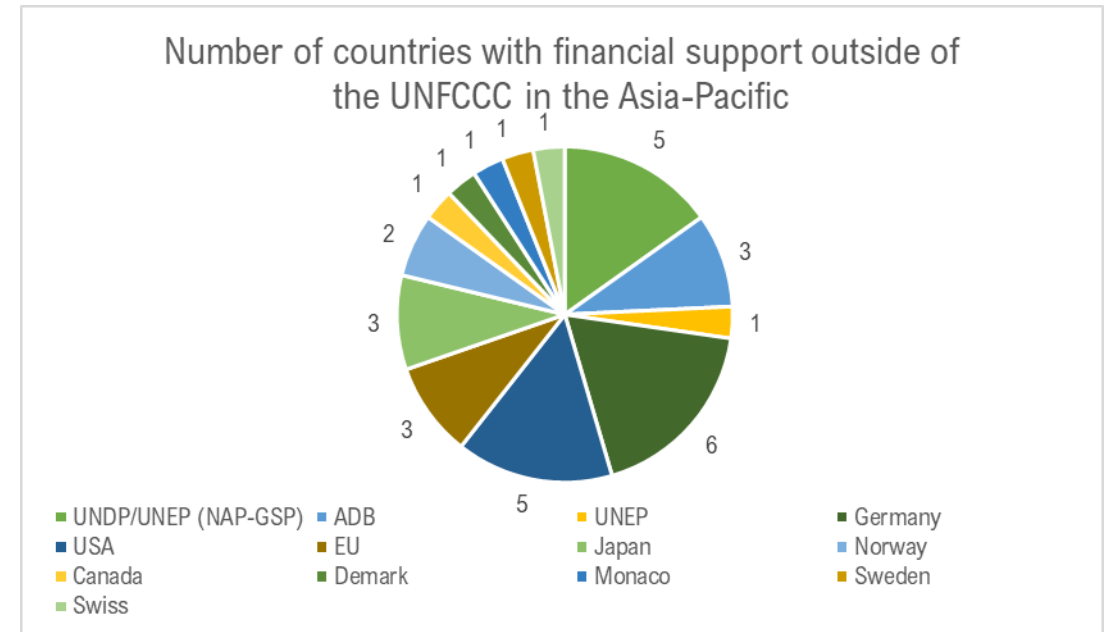
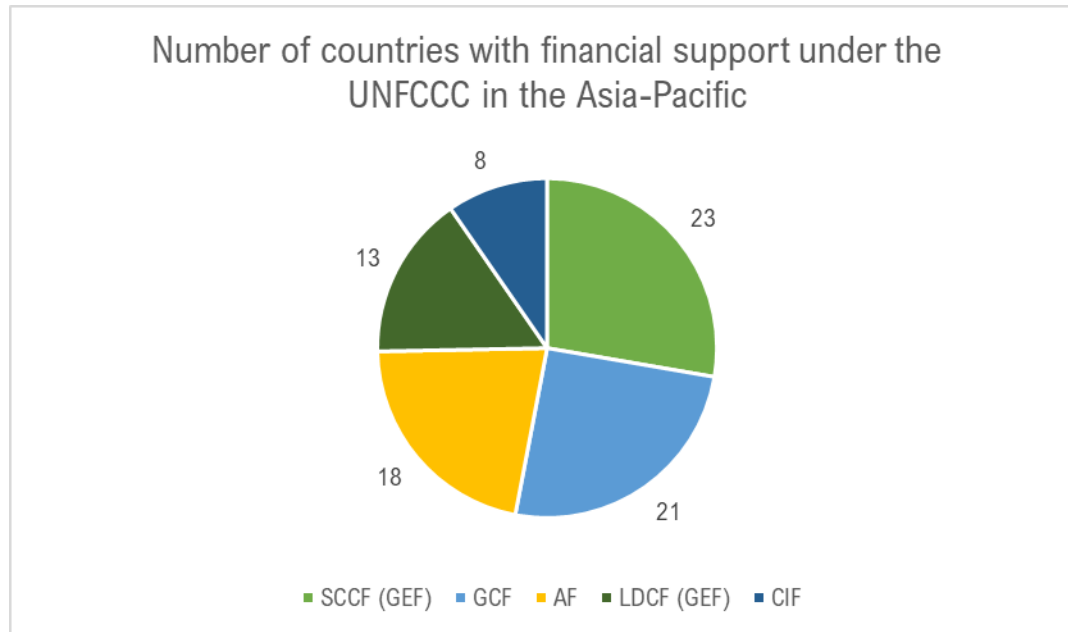
Out of 10 LDCs in the Asia-Pacific:

- Only 4 countries included **M&E Framework** and **Plan for review and updating of the documents** in their adaptation plan documents.

RESULTS

Financial support for adaptation plan development and its implementation

- Over 20 countries in the Asia-Pacific have been supported by SCCF (GEF) and GCF.
- 5 countries have been supported by the NAP-GSP (UNDP/UNEP).
- Germany, USA, EU and Japan have supported more than 3 countries in the Asia-Pacific.



* Programmes under the UNFCCC and programmes of international organizations/MDBs were identified from the respective websites. Projects supported by the bilateral donor agencies were identified from the adaptation plan documents of the respective countries.

* If there are at least 1 project/programme supported by respective donors in the country, it is counted as 1 donor.

TAKEAWAY MESSAGE

- While most of the countries in the 39 Asia-Pacific have submitted their NCs, NDCs and NAPAs, **less than 10 countries have submitted their NAPs and ACs.**
- More than half of countries in the Asia-Pacific included **basic climate assessment information** and identified **priority sectors** in their adaptation plan documents.
- On the other hand, **less than half of the countries** in the Asia-Pacific clearly mentioned about the **Implementation and M&E strategies** in their adaptation plan documents.
- More detailed analysis on the current status, gaps and needs is required on the **financial / technical support for adaptation plan development, implementation and it's updates.**

More detail information on this survey is available at:
https://ap-plat.nies.go.jp/adaptation_plan/status_of_adaptation/index.html